



VOTE

1996 BIENNIAL REPORT
THE ST. LOUIS COUNTY
BOARD OF ELECTION COMMISSIONERS

12 SUNNEN DRIVE, ST. LOUIS, MISSOURI 63143



CONTENTS

From the Directors	1, 2
1996 Elections	3, 4
1996 New Registrations & Transfers	5
Absentee Dept., General Election Turnout ..	6
Accounting, Election Costs	7
Primary Election Turnout	8
Election Office Notes:	
New Parties, Polling Places, Election Information Services, Mapping	9
Primary & General Election Turnouts By Age Groups April Municipal Election Turnout	10
Congressional Districts Map Registered Voters & Congressmen	11
County Council Districts Map Registered Voters & Councilmen	12
State Senate Districts Map Registered Voters & Senators	13
State Representative Districts Map Registered Voters & Representatives ...	14
Junior College Districts Map Registered Voters	15
Special School Districts Map Registered Voters	16
School Districts Map Registered Voters	17
Fire Districts Map Registered Voters	18
Municipalities Registered Voters	19
Municipalities Map	20
Election Board Services & Supplies	21
Township Map & Registered Voters	22
Democratic Central Committee	23
Republican Central Committee	24
Libertarian Central Committee	25
Office Phone Numbers	26



VIVIAN G. SCHMIDT
Chairwoman



JOHN MOTEN, JR.
Secretary



PATRICK J. HICKEY
Member



FRANCIS "BUD" BARNES, III
Member

DIRECTORS

The defining twelve months in any four-year election cycle is the presidential election year.



Winslow

1996 was no exception. While the St. Louis County turnout for the November General election echoed the national mood with a participation rate of 74.84% — the lowest for any presidential election since county records of voter turnouts were first reported in 1976 — it was still a high turnout compared to the national average. From an administrative point of view though, no General election year, especially one when we elect a president, is routine or dull!

Traditionally, Missouri voters go to the polls in federal elections at a rate slightly above the national average. As they have for the last 20 years, St. Louis County voters turned out at a rate higher than Missouri and the U.S. However, in the 1996 General election, *registered voters* in the U.S. as a whole narrowly out-voted the state 66%-64.5%.

We began 1996 with the expectation that the National Voter Registration Act, more commonly known as Motor Voter, would take some of the last-minute pressure off the state's election officials by helping to spread voter registrations over the entire year. In 1992, 40% of the county's new voters registered between January and the end of August. In 1996, that figure increased to 43.5%.

The wild card in any General election year is the possibility of citizen initiative petitions to place issues on the November ballot. The initiative process, while it has the potential of playing havoc with the best laid plans of election administrators, is a valuable tool for citizens to take their case directly to the people.

In 1992, 131,000 signatures were checked on



Grace

three petitions after the August Primary; in '94, three petitions arrived with a total of 173,400 signatures to check. By the end of July of '96, the first of nine petitions had made it to our office. Thanks to a tremendous team effort by our staff, working 12 hour days and weekend shifts, all 176,000 signatures were processed by Aug. 21st.

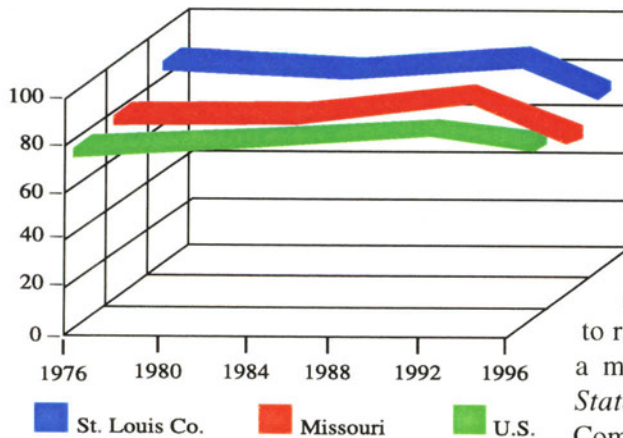
Two of the petitions, Minimum Wage and Federal Term Limits, continued to dog us to within just

weeks of the election. Proponents of Federal Term Limits, who had originally failed in their attempt to get their initiative certified, were petitioning a Cole County circuit court to consider additional findings. On Sept. 20th, Federal Term Limits was ordered onto the ballot by the court. On that same day,

advocates of Prop. A, which sought to raise the state's minimum wage, filed a motion contesting the *Fiscal Impact Statement* written by the House Committee on Legislative Research. On

Oct. 4th, the courts ordered a portion of the statement dropped while upholding the main body of the wording. On Oct. 21st, *less than three weeks before the election*, the fiscal note was scrapped entirely.

PRESIDENTIAL ELECTIONS 1976-1996
Turnouts of Regis. Voters (FEC & BOEC)



From mid-September, more than two weeks after the Aug. 27th deadline to certify issues for the November ballot and just ten days before the opening of absentee voting, there was the possibility of another statewide proposition coming on the ballot.

“Proposing legislation next session to improve the initiative timetable will require thoughtful analysis and creative ideas. We are committed to doing whatever it takes to make this process more workable.”

MERYL ATTERBERRY

*Deputy Secretary of State for
Governmental Services*

While these changes probably didn't even register on the collective consciousness of the electorate when viewed in the light of the many high-profile offices at stake, their impact from an administrative standpoint was significant.

Absentee voting, a labor intensive and complex part of the election process when things are running smoothly, was further complicated by court-ordered changes. The 136 ballot groupings in the election, carefully assembled before the start of absentee voting, had to be continually disassembled and put back together in response to the most recent court action. Ballot pages in the vote recorders to be delivered to the polls were either changed with stickers or replaced in the final days and weeks before delivery.

There are avenues of recourse available through the legislative process to mitigate these last minute changes. Legislation to correct this problem has been drawn up by the Secretary of State, in consultation with Missouri election officials, for consideration by the legislature.

The year ended on an up-beat. After entering the new registrations that came in too late to vote in the General election — and the normal mail from Motor Voter and our 620 registration sites — we finished 1996 with a record 639,539 voters! This past summer also saw us taking our first tentative steps into cyberspace with our own web page. Last April's Municipal elections, as well as the Primary and General elections are reported by entity/office and polling place. Future results will be added after final certification. Our web address is listed under our office phone directory at the back of this book. We've also included some new statistics this year, figures of particular interest on turnouts that haven't been available in the past.

1996 was a good year, due in large measure to a highly professional staff — in our opinion, the best in the state.

We sincerely hope you enjoy this report on St. Louis County's elections. Thank you for your continued support and cooperation.

Respectfully,

Leslye M. Winslow (D)
Karen E. Grace (R)

FEB. 6th SUPPLEMENTAL ELECTION

COST: \$8,708 (\$4.86 per ballot cast, 64¢ per registered voter)

VOTE RECORDERS: 64

LOCATIONS: 13

ELECTION JUDGES: 68

CLOSEST RACE: Berkeley Councilman-at-Large-Special Election to Fill a Vacancy, 460-307

OTHER OFFICE & ISSUE ON BALLOT: Berkeley Councilman-Ward 5; Jennings tax levy



MARCH 5th SPECIAL ELECTION TO FILL A VACANCY


COST: \$10,251 (\$1.64 per ballot cast, 49¢ per registered voter)

VOTE RECORDERS: 90

LOCATIONS: 13

ELECTION JUDGES: 82

OFFICE ON BALLOT: 100th Representative District-Special Election to Fill a Vacancy



APRIL 2nd MUNICIPAL ELECTION

COST: \$595,387 (\$4.44 per ballot cast, 97¢ per registered voter)

VOTE RECORDERS: 3,786

LOCATIONS: 497


ELECTION JUDGES: 3,546

CLOSEST RACES: Cool Valley-Mayor, 149-147

Cool Valley-Prop 1-1/2% Sales Tax-Capital Improvements, 146-148

Hazelwood-Prop 1-Amend Charter/Wards & City Council, 1,459-1,446

Hazelwood-Prop 2-1/2% Sales Tax-Capital Improvements, 1,527-1,518



COUNTYWIDE ISSUE ON BALLOT:

Constitutional Amendment No. 4

Voter Approval for Tax & Fee Increases

Yes 84,223 65.60%

No 44,166 34.40%

OTHER OFFICES & ISSUES ON BALLOT: Offices or issues in 90 of 92 municipalities (only Ellisville and Maplewood were not on the ballot); directors and propositions in all 24 school districts; directors in Special School Districts 1, 2 & 7 and trustees in Junior College Subdistricts 1 & 4; election of directors or a vote on issues in six fire districts.

JUNE 4th SUPPLEMENTAL ELECTION

COST: \$6,441 (\$13.70 per ballot cast, 58¢ per registered voter)

VOTE RECORDERS: 46

LOCATIONS: 8

ELECTION JUDGES: 46

ISSUE ON BALLOT: Moline Fire District tax levy



AUGUST 6th PRIMARY ELECTION

606,533
Regis. Voters

COST: \$602,797 (\$5.18 per ballot cast, 99¢ per registered voter)
 VOTE RECORDERS: 5,356
 LOCATIONS: 689
 ELECTION JUDGES: 3,886
 CLOSEST RACES: Jennings-Prop1/Local Use Tax, 550-554
 Kinloch-Prop1/Local Use Tax, 16-16

116,425
Votes Cast
19.2%

COUNTYWIDE ISSUES ON BALLOT:

Constitutional Amendment No. 2	Prop 1			
School Indebtedness	County Use Tax			
Yes 46,345 46.55%	Yes 37,265 38.11%			
No 53,212 53.45%	No 60,527 61.89%			

OTHER OFFICES & ISSUES ON BALLOT: Political party nominations for Governor, Lt. Governor, Secretary of State, Treasurer and Attorney General; congressional districts 1, 2 & 3; state senate districts 1, 3, 7, 13 & 15; state representative districts 68-100; county council districts 2, 4 & 6; election of Democratic, Republican & Libertarian committeemen and committeewomen in all 28 townships; local issues in 41 municipalities; the Maplewood-Richmond Heights School District held a bond election; voters in the Wellston School District decided a tax levy; tax levies were on the ballot in the Florissant Valley, Lemay, Moline, Riverview and West Overland fire districts.

NOVEMBER 5th GENERAL ELECTION

629,388
Regis. Voters

COST: \$731,111 (\$1.55 per ballot cast, \$1.16 per registered voter)
 VOTE RECORDERS: 5,372
 LOCATIONS: 609
 ELECTION JUDGES: 4,904
 CLOSEST RACE: 6th County Council; 34,777-32,993

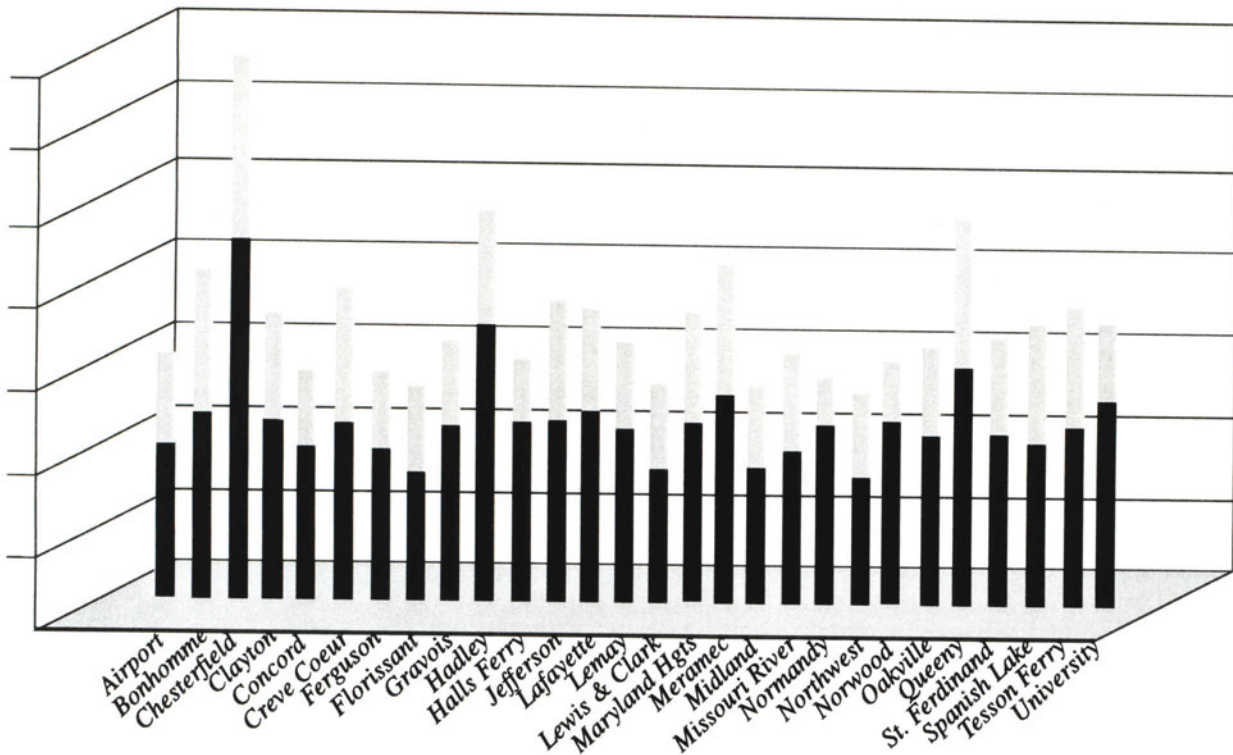
471,029
Votes Cast
74.84%

COUNTYWIDE ISSUES ON BALLOT:

Constitutional Amendment No. 3	Constitutional Amendment No. 5	Constitutional Amendment No. 6
Facilities Maintenance Fund	State Department of Aging	Sewer & Water Treatment Plants
Yes 257,073 61.82%	Yes 192,866 46.12%	Yes 220,355 54.04%
No 158,766 38.18%	No 225,306 53.88%	No 187,426 45.96%
Constitutional Amendment No. 7	Constitutional Amendment No. 8	Constitutional Amendment No. 9
Budget Stabilization Fund	Sales Tax Extension/Nat. Resources	Federal Term Limits/Voter Notification
Yes 213,209 52.36%	Yes 305,108 72.72%	Yes 239,189 58.96%
No 193,955 47.64%	No 114,464 27.28%	No 166,493 41.04%
Statutory Measure-Prop A	Prop C	
Minimum Wage	Community Mental Health	
Yes 141,252 31.93%	Yes 164,977 39.18%	
No 301,107 68.07%	No 256,098 60.82%	

OTHER OFFICES & ISSUES ON BALLOT: President & Vice-President; Governor, Lt. Governor, Secretary of State, Treasurer and Attorney General; congressional districts 1, 2, & 3; state senate districts 1, 3, 7, 13 & 15; state representative districts 68-100; county council districts 2, 4 & 6; local issues in 15 municipalities, the Riverview Gardens School District and Hancock Light District. Seventeen judges were on the ballot to be retained.

1996 NEW REGISTRATIONS & ADDRESS CHANGES



Address Changes

New Registrations

New Registrations Address Changes

AIRPORT	2,085	1,074
BONHOMME	2,401	1,662
CHESTERFIELD	4,398	2,278
CLAYTON	2,099	1,518
CONCORD	1,943	1,088
CREVE COEUR	2,300	1,453
FERGUSON	1,881	1,112
FLORISSANT	1,550	1,181
GRAVOIS	2,047	1,119
HADLEY	3,416	1,427
HALLS FERRY	2,146	840
JEFFERSON	2,194	1,490
LAFAYETTE	2,397	1,223
LEMAY	2,159	962
LEWIS & CLARK	1,599	1,129
MARYLAND HGTS.	2,175	1,460
MERAMEC	2,639	1,499
MIDLAND	1,818	982
MISSOURI RIVER	2,003	1,161
NORMANDY	2,256	709
NORTHWEST	1,682	1,133
NORWOOD	2,321	726
OAKVILLE	2,083	1,041
QUEENY	2,833	1,943
ST. FERDINAND	2,108	1,216
SPANISH LAKE	2,048	1,433
TESSON FERRY	2,303	1,378
UNIVERSITY	2,604	949

TOTALS: 63,488 35,186



Circuit Judge James Hartenbach, a "regular" in our office for major elections, signs one of more than 400 court orders he issued on Nov. 5th granting voting rights.

ABSENTEE BALLOTS PROCESSED BY TOWNSHIP

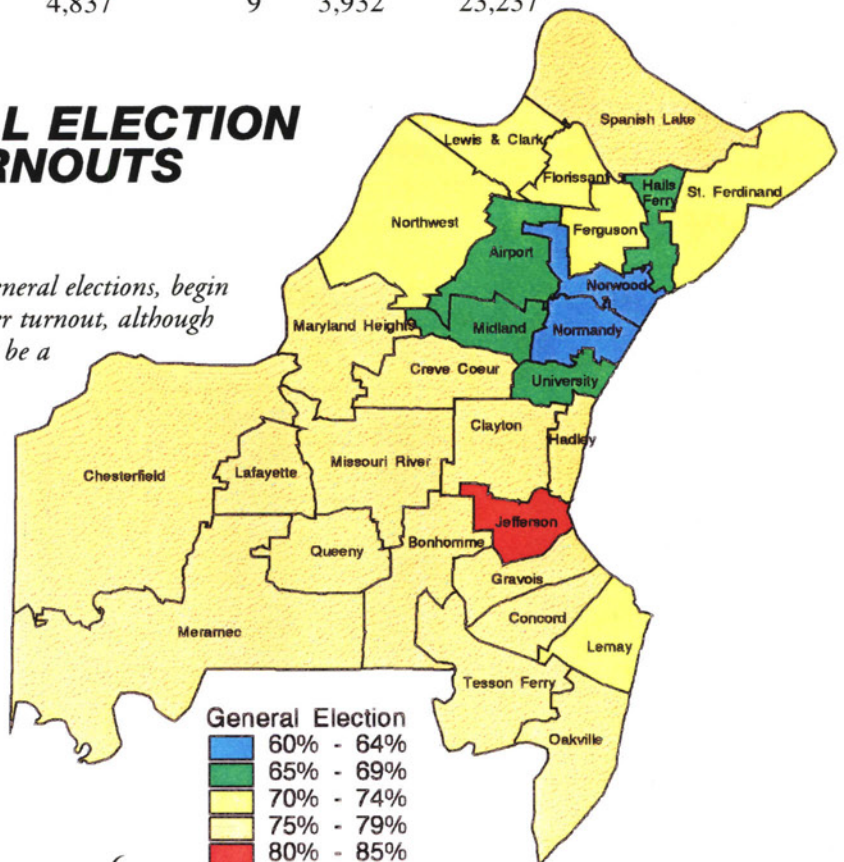
	Feb. 6	March 5	April 2	June 4	Aug. 6	Nov. 5
AIRPORT	2		116		95	397
BONHOMME			188		222	1,231
CHESTERFIELD			776		111	1,285
CLAYTON			101		177	1,493
CONCORD			115		157	942
CREVE COEUR			98		158	1,144
FERGUSON			135	4	136	481
FLORISSANT			150		163	660
GRAVOIS			147		172	1,005
HADLEY			111		174	805
HALLS FERRY	2		55	5	82	360
JEFFERSON			245		298	1,427
LAFAYETTE			230		154	1,276
LEMAY			102		172	761
LEWIS & CLARK			135		114	539
MARYLAND HEIGHTS			110		103	953
MERAMEC			308		104	695
MIDLAND			161		110	460
MISSOURI RIVER			267		176	1,942
NORMANDY			138		109	426
NORTHWEST			124		147	591
NORWOOD	10		282		121	206
OAKVILLE		63	69		128	716
QUEENY			60		65	705
ST. FERDINAND			201		126	745
SPANISH LAKE			145		102	559
TESSON FERRY			87		159	880
UNIVERSITY			181		97	553
TOTALS:	14	63	4,837	9	3,932	23,237

GENERAL ELECTION TURNOUTS

Post-election analyses, especially in primary and general elections, begin when the last ballots are counted on election night. Voter turnout, although not as important as how someone votes, will nonetheless be a critical factor in the equation when planning the next campaign.

In 1996, eight of the 14 townships with the lowest turnout in the August Primary — Clayton, Chesterfield, Creve Coeur, Lafayette, Maryland Heights, Missouri River, Queeny and Spanish Lake — turned things around and voted in the upper 50% in November.

Jefferson Township, with voter participation rates of 80.95% in the General election and 27.35% in the Primary, accounted for the highest turnout in both elections.



ST. LOUIS COUNTY ELECTIONS

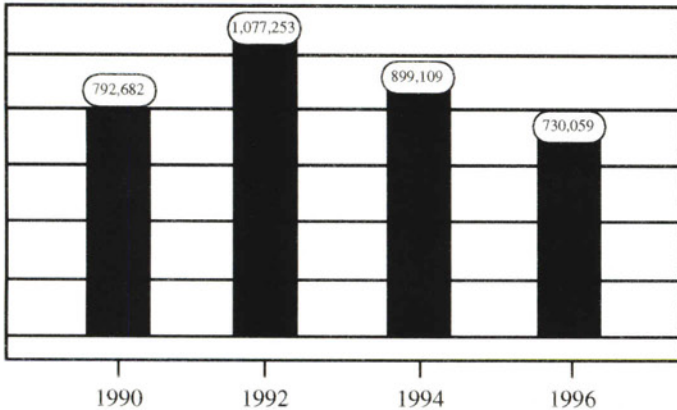
SUMMARY OF ELECTION COSTS

COMPARISON PRESIDENTIAL ELECTION YEARS

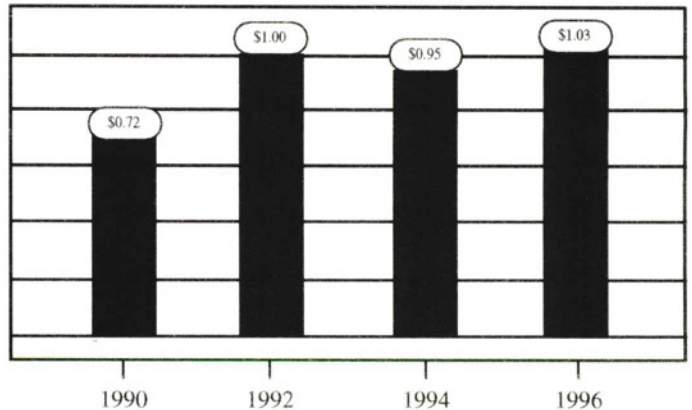
	1992	1996
Salaries	\$1,511,075	\$1,415,531
Publishing	53,765	56,215
Postage	245,498	216,333
Polling Place Rental	80,300	69,105
Equipment Rental	37,615	48,828
Printing/Ballot Pages*	81,094	87,388
Materials & Supplies	76,111	61,299
TOTALS	\$2,085,458	\$1,954,699

* Ballot cards were not a direct expense in 1992. However, for comparison to 1996, the figure is included with printing.

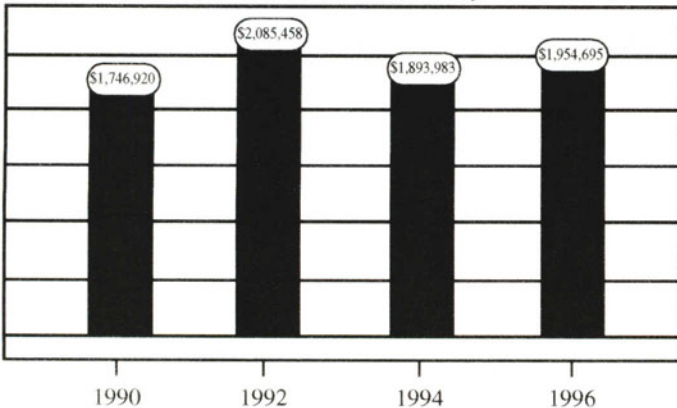
TOTAL BALLOTS CAST
General Election Years Only



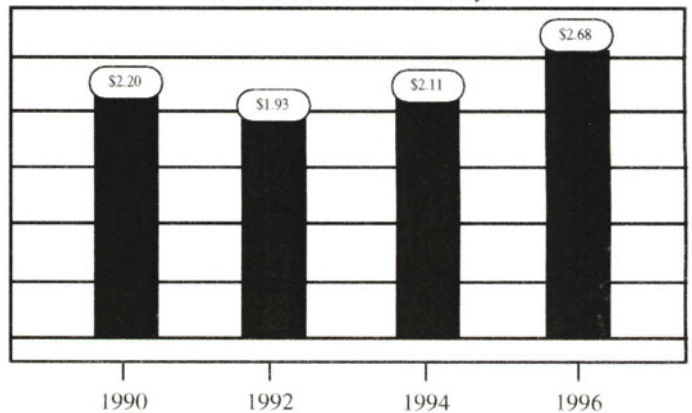
ANNUAL COSTS PER REGISTERED VOTER
General Election Years Only



ANNUAL ELECTION COSTS
General Election Years Only



ANNUAL COSTS PER BALLOT CAST
General Election Years Only





Stovall's Grove — one of the last vestiges of a time, before urbanization, when a sizeable portion of St. Louis County was truly representative of the farm plow on our county seal — has served as a polling place since the 1970s.

The old-time country saloon, just one mile east of Franklin County off Manchester Road, suspends the sale of alcohol and silences its western music on election days.

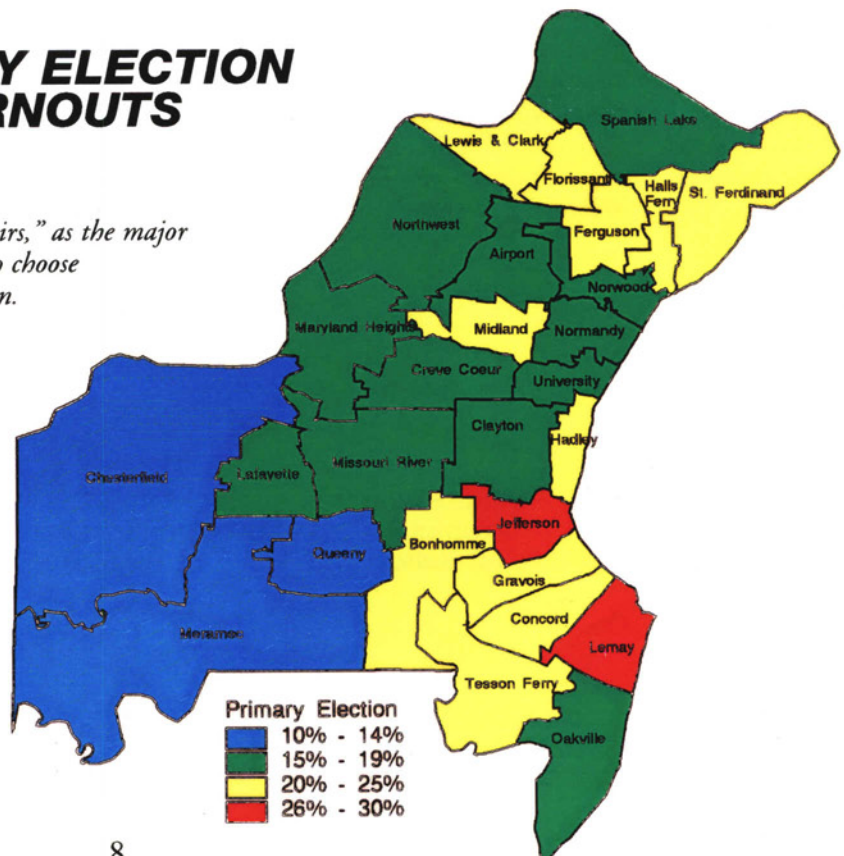
PRIMARY ELECTION TURNOUTS

Primary elections can best be described as “family affairs,” as the major political parties field their best candidates in a contest to choose their standard bearers for the November General election.

Missouri, a closed primary state, prohibits voters from participating in more than one party's balloting.

Although best known for its political character, a primary may also include special elections to decide issues of a non-partisan nature. On August 6th, 41 municipalities, two school districts and five fire districts voted on various propositions, tax levies or bond issues.

In presidential election years, township committeemen and women are chosen at this election.



ELECTION NOTES



Debbie Quicke, supervisor of ballot tabulation on election days, prepares to run Mid-day ballots through a card reader. The ten readers, controlled by a network of seven PCs (a master and a backup computer plus five file servers) can process 7,500-8,000 ballots a minute.

REFORM & U.S. TAXPAYERS PARTIES MOVE UP

In 1996, two additional political parties: the *Reform Party* and *U.S. Taxpayers Party*, attained "established" party status. A party qualifies if any of its candidates for statewide office receives at least 2% of the vote for that office. The *Libertarians* became an established party in 1992.

Becoming an established party does away with the requirement that its nominees submit nominating petitions to place candidates on the ballot.

Missouri election laws define *major* parties as those whose candidates take first and second place in the race for governor.

POLLING PLACES USED

Feb. 6	March 5	April 2	June 4	Aug. 6	Nov. 5
13	14	494	8	509	517

Handicapped Accessible

1990	1992	1994	1996
82%	85%	85%	89%

ELECTION INFORMATION SERVICES

(Campaign Finance, Statistics)

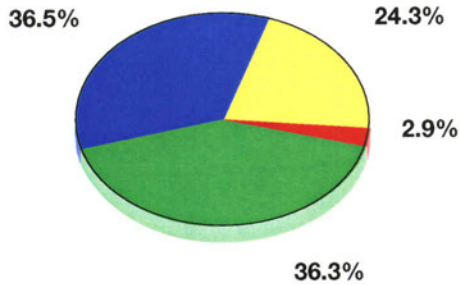
	Campaign Finance Reports Filed	Voter Label & Canvass Orders
1990	1,326	792
1992	1,418	836
1994	1,544	826
1996	1,848	619

MAPPING

	Annexation Proposals on Ballot	New Precincts Created	Precinct Boundaries Redrawn	New Streets Added
1990	2	21	41	N/A
1992	3	65	116	260
1994	18	36	120	218
1996	0	75	75	166

AUGUST PRIMARY

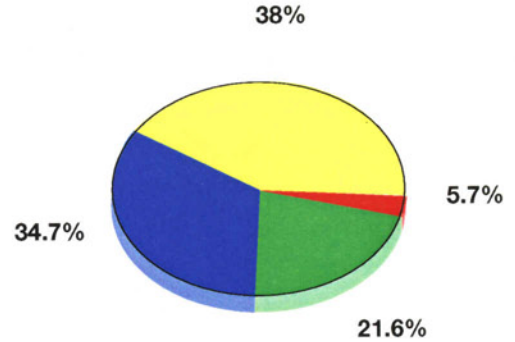
Percentage Participation by Age Groups



18-24 25-44 45-64 65+

NOVEMBER GENERAL ELECTION

Percentage Participation by Age Groups



18-24 25-44 45-64 65+

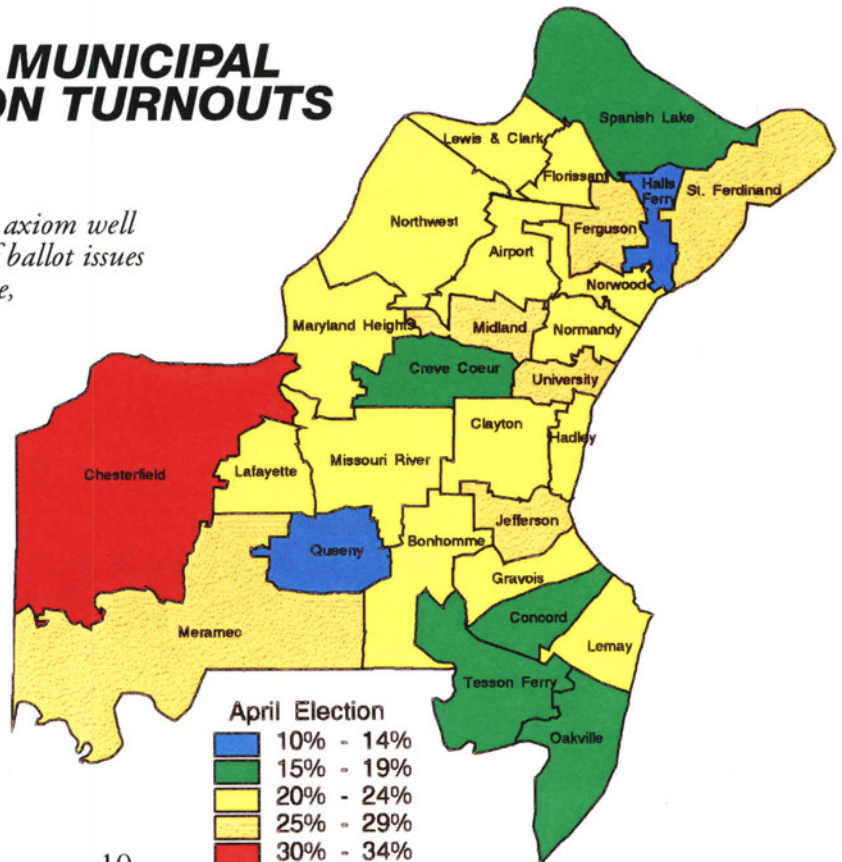
In the August Primary, the 45-64 age group was the most active politically. When they went to the polls in November, the *percentage* of participation by these voters remained essentially the same. The 25-44 year olds, on the other hand, had a low turn-out in the primary, but turned out in impressive numbers for the presidential election. The 18-24 group doubled their showing between August and November.

APRIL MUNICIPAL ELECTION TURNOUTS

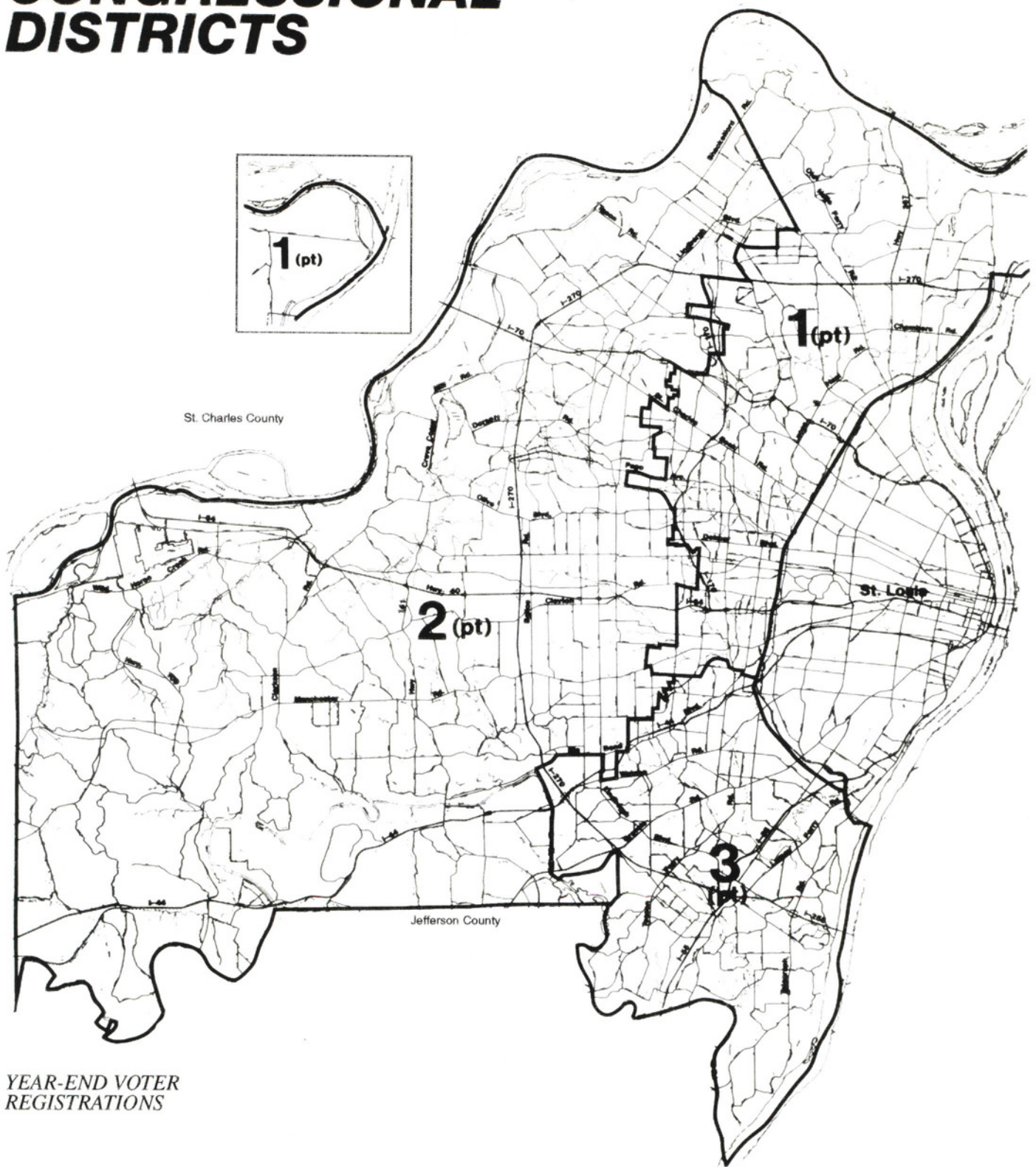
“All politics is local” is a frequently quoted axiom well understood by candidates for office or proponents of ballot issues in St. Louis County’s 92 municipalities or other fire, school and special districts.

While these races don’t normally generate the widespread regional interest of the higher-profile partisan political races, turnouts in selected areas can be significantly increased by hard-fought mayoral and aldermanic contests.

The “pocketbook” issues — tax levies, bond proposals, and even zoning changes — are often the key factors affecting voter participation in an April election.



CONGRESSIONAL DISTRICTS



YEAR-END VOTER REGISTRATIONS

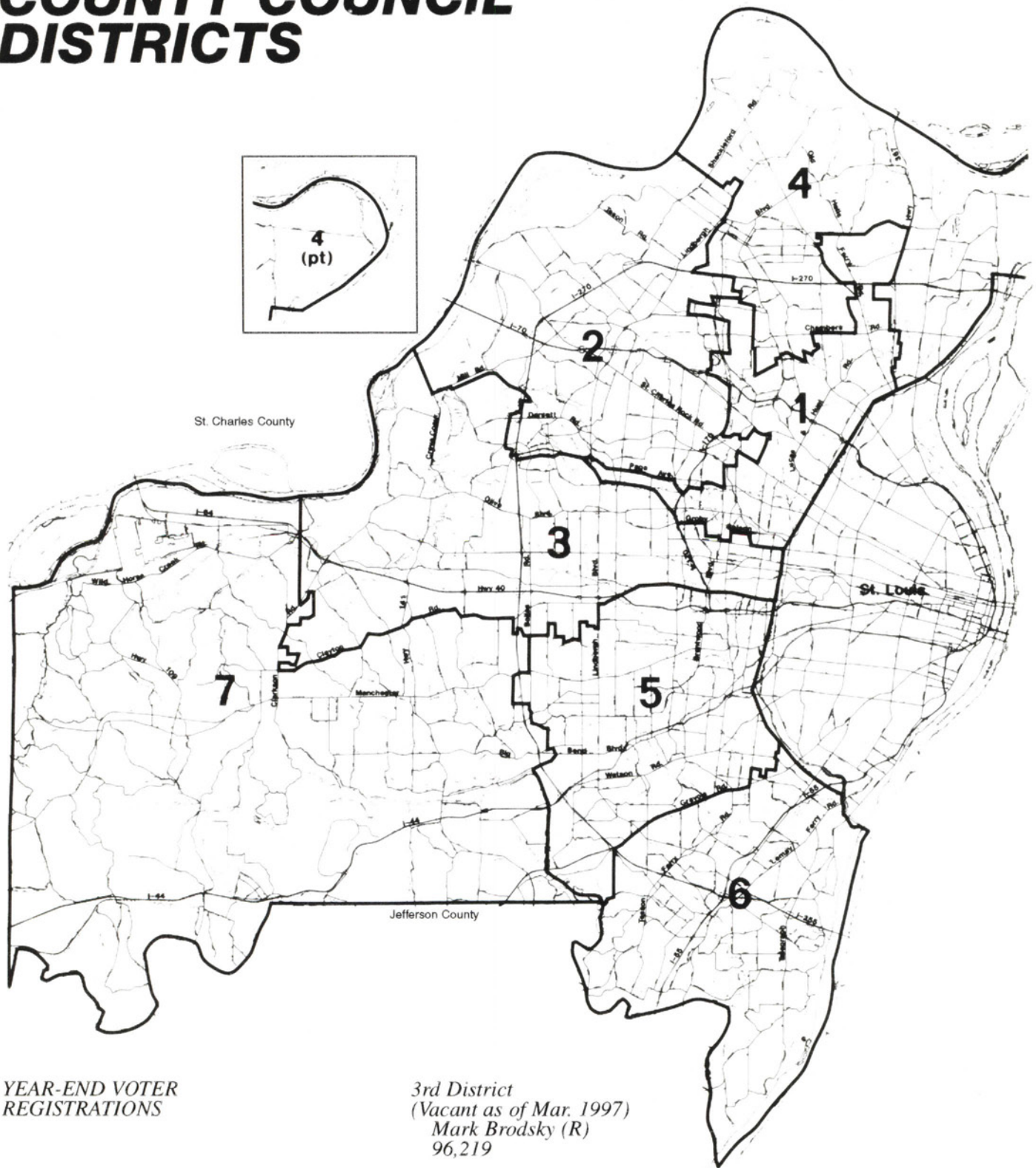
1st District*
William L. "Bill" Clay (D)
197,427

2nd District*
James M. Talent (R)
299,455

3rd District*
Richard A. Gebhardt (D)
142,657

*St. Louis County portion only

COUNTY COUNCIL DISTRICTS



YEAR-END VOTER REGISTRATIONS

1st District
 Charlie A. Dooley (D)
 75,251

2nd District
 Robert A. Young, 4th (D)
 82,078

3rd District
 (Vacant as of Mar. 1997)
 Mark Brodsky (R)
 96,219

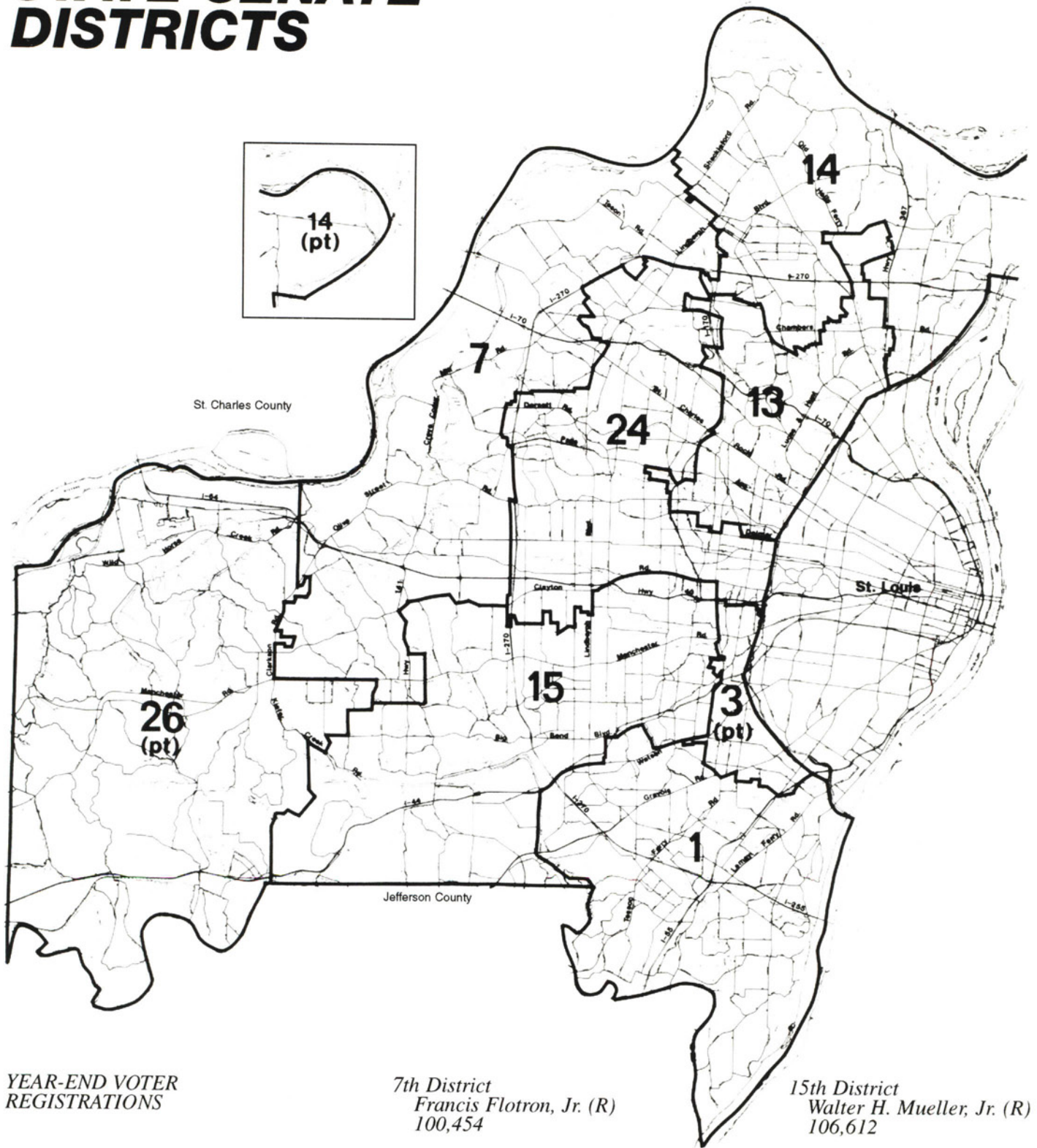
4th District
 James E. "Jim" O'Mara (D)
 86,387

5th District
 Kurt S. Odenwald (R)
 98,748

6th District
 Jeff Wagener (D)
 96,834

7th District
 Greg Quinn (R)
 104,022

STATE SENATE DISTRICTS



YEAR-END VOTER REGISTRATIONS

1st District
Anita T. Yeckel (R)
105,557

3rd District*
John E. Scott (D)
28,314

7th District
Francis Flotron, Jr. (R)
100,454

13th District
Wayne Goode (D)
77,782

14th District
John Schneider (D)
91,194

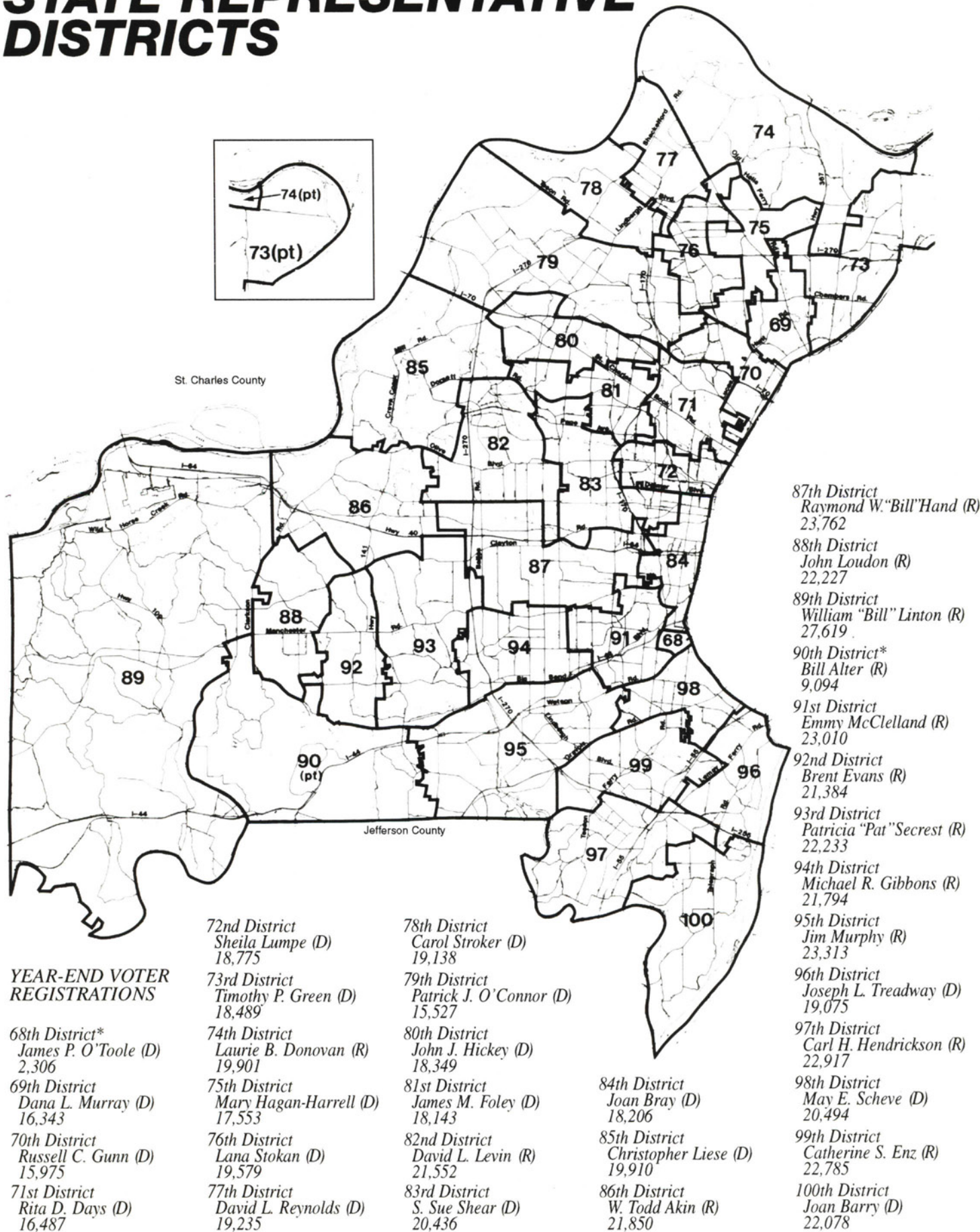
15th District
Walter H. Mueller, Jr. (R)
106,612

24th District
Betty Sims (R)
89,450

26th District*
David J. Klarich (R)
40,176

*St. Louis County portion only

STATE REPRESENTATIVE DISTRICTS



*St. Louis County portion only

JUNIOR COLLEGE SUBDISTRICTS



YEAR-END VOTER REGISTRATIONS

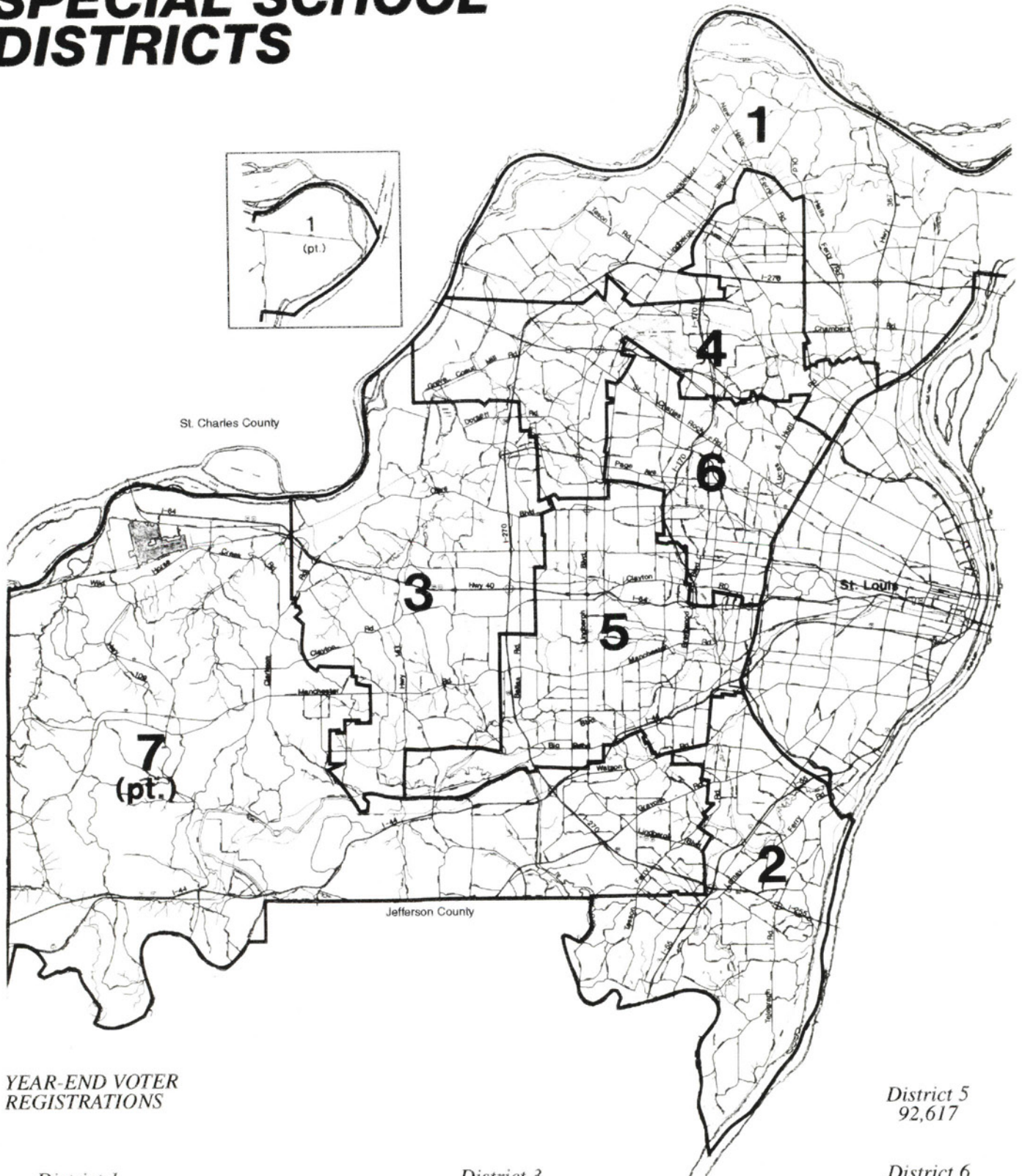
Subdistrict 1
273,402

Subdistrict 3*
41,889

Subdistrict 4*
324,248

*St. Louis County portion only

SPECIAL SCHOOL DISTRICTS



YEAR-END VOTER REGISTRATIONS

District 1
96,362

District 2
91,676

District 3
94,145

District 4
85,592

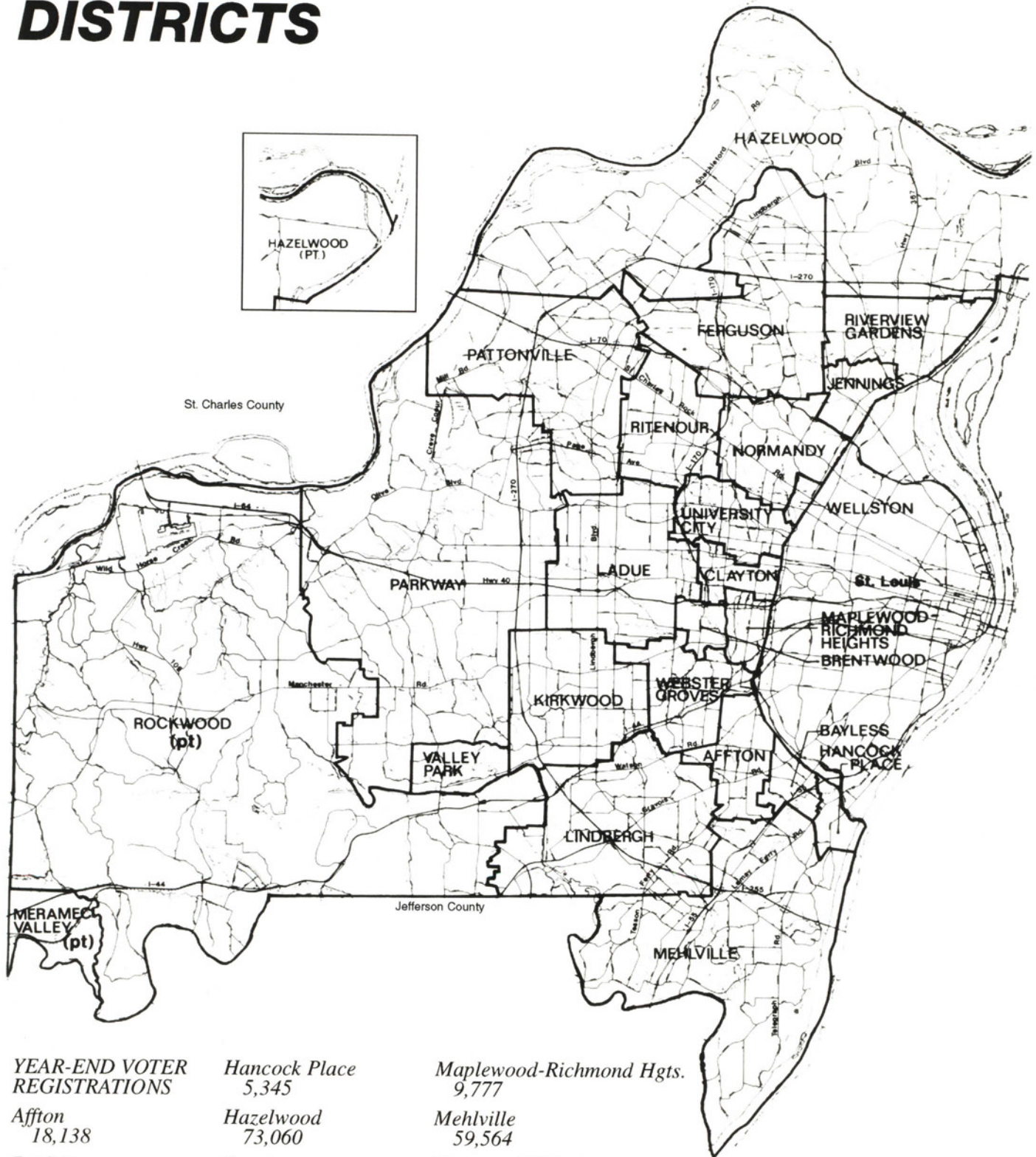
District 5
92,617

District 6
85,638

*District 7**
93,509

**St. Louis County portion only*

SCHOOL DISTRICTS



YEAR-END VOTER REGISTRATIONS

Affton
18,138

Bayless
8,629

Brentwood
5,810

Clayton
9,279

Ferguson
45,510

Hancock Place
5,345

Hazelwood
73,060

Jennings
9,872

Kirkwood
29,506

Ladue
19,750

Lindbergh
35,138

Maplewood-Richmond Hgts.
9,777

Mehlville
59,564

Meramec Valley*
93

Normandy
23,417

Parkway
94,145

Pattonville
30,210

University City
24,594

Valley Park
4,170

Webster Groves
23,604

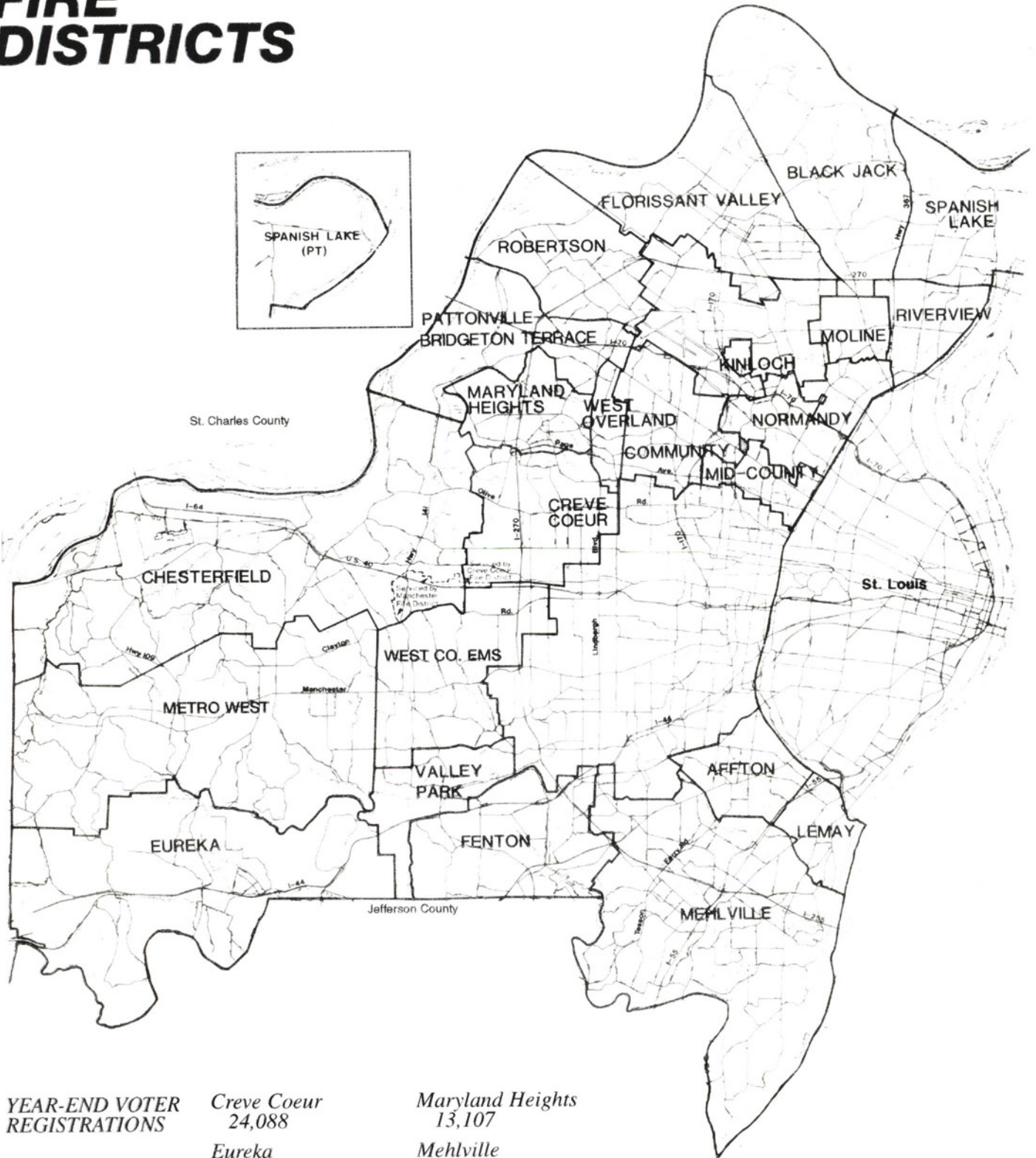
Wellston
1,865

Ritenour
26,483

Riverview Gardens
23,302

Rockwood*
58,278

FIRE DISTRICTS



YEAR-END VOTER REGISTRATIONS

<i>Affton</i> 24,428	<i>Creve Coeur</i> 24,088	<i>Maryland Heights</i> 13,107	<i>Spanish Lake</i> 10,771
<i>Black Jack</i> 27,680	<i>Eureka</i> 4,351	<i>Mehlville</i> 75,785	<i>Valley Park</i> 5,839
<i>Chesterfield</i> 36,926	<i>Fenton</i> 15,047	<i>Metro West</i> 43,405	<i>West County EMS</i> 24,797
<i>Community</i> 27,838	<i>Florissant Valley</i> 48,058	<i>Mid-County</i> 8,077	<i>West Overland</i> 4,675
	<i>Kinloch</i> 721	<i>Moline</i> 11,144	
	<i>Lemay</i> 11,500	<i>Normandy</i> 18,073	
		<i>Pattonville-Bridgeton Terrace</i> 9,144	
		<i>Riverview</i> 11,958	
		<i>Robertson</i> 6,464	

YEAR-END VOTER REGISTRATIONS

1. Ballwin	17,991	34. Frontenac	2,771	67. Richmond Heights	6,740
2. Bella Villa	471	35. Glendale	4,311	68. Riverview	1,554
3. Bellefontaine Nbrs.	7,028	36. Glen Echo Park	137	69. Rock Hill	3,477
4. Bellerive Acres	175	37. Grantwood Village	674	70. Shrewsbury	4,501
5. Bel-Nor	1,218	38. Green Park	1,741	71. St. Ann	8,113
6. Bel-Ridge	1,566	39. Greendale	515	72. St. George	977
7. Berkeley	5,618	40. Hanley Hills	1,254	73. St. John	4,116
8. Beverly Hills	422	41. Hazelwood	15,494	74. Sunset Hills	4,899
9. Black Jack	3,656	42. Hillsdale	1,000	75. Sycamore Hills	452
10. Breckrenridge Hills	2,394	43. Huntleigh	314	76. Town & Country	7,682
11. Brentwood	5,445	44. Jennings	8,677	77. Twin Oaks	295
12. Bridgeton	10,805	45. Kinloch	721	78. University City	24,312
13. Calverton Park	798	46. Kirkwood	20,160	79. Uplands Park	383
14. Champ	7	47. Ladue	6,995	80. Valley Park	3,349
15. Charlack	705	48. Lakeshire	940	81. Velda City	1,018
16. Chesterfield	30,637	49. Mackenzie	99	82. Velda Village Hills	797
17. Clarkson Valley	1,896	50. Manchester	4,146	83. Vinita Park	1,029
18. Clayton	8,077	51. Maplewood	5,200	84. Vinita Terrace	196
19. Cool Valley	761	52. Marlborough	961	85. Warson Woods	1,599
20. Country Club Hills	661	53. Maryland Heights	15,461	86. Webster Groves	16,591
21. Country Life Acres	68	54. Moline Acres	1,650	87. Wellston	1,609
22. Crestwood	8,300	55. Normandy	2,543	88. Westwood	258
23. Creve Coeur	11,723	56. Northwoods	3,449	89. Wilbur Park	340
24. Crystal Lake Park	386	57. Norwood Court	378	90. Wildwood	16,572
25. Dellwood	2,971	58. Oakland	962	91. Winchester	1,004
26. Des Peres	6,006	59. Olivette	5,303	92. Woodson Terrace	2,591
27. Edmundson	490	60. Overland	10,282		
28. Ellisville	5,481	61. Pacific (St. Louis Co. portion)	16	Total Incorporated	422,353
29. Eureka	3,020	62. Pagedale	2,470	(66% of St. Louis Co.'s Registered Voters)	
30. Fenton	2,605	63. Pasadena Hills	738	Total Unincorporated	217,186
31. Ferguson	11,977	64. Pasadena Park	317	(34% of St. Louis Co.'s Registered Voters)	
32. Flordell Hills	473	65. Peerless Park	22		
33. Florissant	31,562	66. Pine Lawn	2,805		

MUNICIPALITIES



SERVICES & SUPPLIES

FIELD OPERATIONS (Voter Registrations) 951-0122

A list of registration locations \$.15 per copy

A pad of 50 Voter Registration Cards available to groups, candidates or individuals.

No charge

Voter registration records open to public, by appointment only, from 8:00 a.m. till 4:30 p.m.

Voter Registration Research \$8.50 per hour

Upon written request, and with the approval of the Board of Election Commissioners, deputy registrars may hold special registration drives.

MAPPING 951-0127

Township Maps \$2.50-\$7.00*

Individual District or Entity Maps \$2.50-\$30.00*

Planimetric Maps with Voting Precincts
Each map 2.5' x 3.5' \$2.50
(38 maps = 100% of St. Louis County)

8.5" x 11" District Maps
(showing only major streets) \$.15 per page

**Prices will vary depending on size of district*

ABSENTEE 951-0133

Applications for absentee ballots available to those who qualify under Sec. 115.279 of Missouri election laws.

No charge

Copies of lists of applications for absentee ballots are available to candidates, authorized representatives of campaign committees, those with written authorization from a candidate, or anyone who has applied for an absentee ballot.

\$.15 per page

ELECTION INFORMATION SERVICES 951-0117

Street Directory \$7.50 each

District voter registration lists by district (up-dated daily) in township/precinct/street address or alpha order.
(Maximum of two lists per order)

\$57.00 per computer hour

\$20.00 minimum

Supplemental lists of registered voters, countywide or by district, are available showing new registrations by specific dates. Lists come in township/precinct, street address order.

(Maximum of two lists per order)

\$57.00 per computer hour

\$20.00 minimum

Voter registration labels for districts by family or individual voter in township/precinct, street address order. Supplemental labels are also available by specific dates.

Self sticking:

\$9.00 1st 1,000

\$2.50 each additional 1,000

Lists of voters who voted in specific elections.

(Maximum of two lists per order)

\$57.00 per computer hour

\$20.00 minimum

Campaign Finance files open to the public from 8:00 a.m. to 5:00 p.m. after signing public viewing statement.

Copies of Campaign Finance files
\$.15 per page

Voter statistical research \$8.50 per hour

POLLING PLACES and PUBLICATIONS 951-0129

List of polling places (after certification)

(Lists are free to candidates)

\$.15 per page

DATA PROCESSING COORDINATOR 951-0105

Computer tapes of registered voters within a voting district available by township/precinct, street address order. Tapes come in 1600 and 6250 BPI form. We must have a written request.

\$20.00 per tape

\$57.00 per computer hour

\$20.00 minimum

Computer tapes of persons who voted in specific elections. Tapes come in 1600 and 6250 BPI form. We must have a written request.

\$20.00 per tape

\$57.00 per computer hour

\$20.00 minimum

MISCELLANEOUS

Certificates of Voter Regis. No charge

TOWNSHIPS



YEAR-END VOTER REGISTRATIONS

Airport 18,026 (+4.8%)	Ferguson 20,923 (+3.9%)	Lafayette 26,569 (+5.5%)	Oakville 24,419 (+5.6%)
Bonhomme 26,555 (+6.9%)	Florissant 22,630 (+2%)	Lemay 21,995 (+5.6%)	Queeny 25,061 (+8.9%)
Chesterfield 29,810 (+15.9%)	Gravois 24,373 (+3.5%)	Lewis & Clark 21,151 (+2.8%)	St. Ferdinand 20,482 (+4.9%)
Clayton 24,502 (+4.6%)	Hadley 19,679 (+10.7%)	Maryland Heights 21,897 (+6%)	Spanish Lake 23,858 (+5.3%)
Concord 26,356 (+2.6%)	Halls Ferry 17,833 (+5.3%)	Meramec 23,856 (+9.9%)	Tesson Ferry 24,435 (+6.2%)
Creve Coeur 24,329 (+4.6%)	Jefferson 26,219 (+5%)	Midland 19,467 (+3.7%)	University 21,299 (+6.3%)

*Plus percentage increase from January 1996

DEMOCRATIC CENTRAL COMMITTEE

AIRPORT

Marianne Solari 428-7283
George "Jerry" Corcoran 427-5899

BONHOMME

Valery Starr 822-8731
Jim Bilger 821-5511

CHESTERFIELD

Sandra Riley 532-9021
Robert Whitehead 256-0356

CLAYTON

Laura Friedman 725-7172
Dickson Beall 725-9096

CONCORD

Hilde McLaughlin 842-3573
John "Jack" McLaughlin 842-3573

CREVE COEUR

June Bartley 432-8419
Burton Boxerman 994-9133

FERGUSON

Mary Hagan-Harrell 521-5555
Brian Patrick Fletcher 521-8294

FLORISSANT

Mary Elizabeth Dorsey 821-2134
Anthony "Tony" Gambino 839-2488

GRAVOIS

May Scheve 849-3704
Paul Winslow 842-7614

HADLEY

Mary Wochner 647-3724
Gus Lumpe 863-4918

HALLS FERRY

Wanda L. Moose 868-7429
Elbert A. Walton, Jr. 653-1944

JEFFERSON

Janis Londe 961-8205
Michael Mailhes 962-6055

LAFAYETTE

Laura Franklin 394-7208
Robert Levine 394-4370

LEMAY

Sandra Glidewell 892-4791
Bert Stewart 631-3255

LEWIS & CLARK

Jeanne M. King 837-1814
James "Jay" Russell 837-1814

MARYLAND HEIGHTS

Mary Fontana 434-7099
Al Liese 434-0593

MERAMEC

Open
Thomas M. Pavelko 391-7532

MIDLAND

Kathleen Kelly Burkett (*Chairwoman*) 423-7238
Glenn J. Corcoran 429-6392

MISSOURI RIVER

Barbara Adelman 965-6148
Sanford J. Boxerman 726-6868

NORMANDY

Dorothy Moore 381-1587
Charles A. Dooley 385-9148

NORTHWEST

Angela B. Hickey 298-8370
Robert A. Young, 4th 291-5605

NORWOOD

Doris M. Jackson 521-4108
Theodore "Ted" Hoskins 524-6647

OAKVILLE

Theresa Saunders 892-1570
Rich King 846-4945

QUEENY

Lorraine Miller 391-9230
Kennard L. Curtis 225-7227

ST. FERDINAND

Colleen F. Roche 869-2244
Frank Meyer 869-0039

SPANISH LAKE

Virginia Cook 838-2979
John Knott 741-4564

TESSON FERRY

Julie M. Leicht 845-7995
Carl Kleusch 849-3163

UNIVERSITY

Hazel M. Erby 997-0692
Henry E. Anderson 727-1529

REPUBLICAN CENTRAL COMMITTEE

AIRPORT

Dorothy M. Clemens 739-0872
Leon Deimeke 426-3659

BONHOMME

Peggy Adams 821-4496
Richard G. Byrd 965-3503

CHESTERFIELD

Judy Hon 458-4506
Paul A. Matteucci 458-0202

CLAYTON

Maryann Rober 993-1990
Bert Walker 993-6948

CONCORD

Jeanne Hacker 631-6141
Cleon "Bud" Gilberg 631-7533

CREVE COEUR

Juanita Welker 432-0040
Neal Breitweiser 872-9382

FERGUSON

Mary Mallien 521-1976
Phillip S. Garnto 524-0403

FLORISSANT

Jean Mathews 838-6257
Francis O. Deutschmann 838-0676

GRAVOIS

Carol Pell Murphy 849-5257
John Winston 843-5072

HADLEY

Erle Lionberger 863-4077
Michael D. Hart 721-7617

HALLS FERRY

Dorothy L. Johnston 868-9111
Homer Johnston 868-9111

JEFFERSON

Kathlyn Fares 968-1766
Rich Wilson 961-2371

LAFAYETTE

Ann Wagner 230-9020
James L. Buckely, Jr. 527-7094

LEMAY

Miriam Stonebraker 638-2077
John Judd 544-1380

LEWIS & CLARK

Mary Singleton 831-7518
Bill Wallisch 837-0446

MARYLAND HEIGHTS

Ann Wittenberg 878-3464
Chuck Williams 576-2899

MERAMEC

Charlotte Fink 227-7765
Ralph Butler 587-3841

MIDLAND

Mary Croxton 426-7323
Chet Boeke 427-2786

MISSOURI RIVER

Mary Jo Ely 434-8561
Allen D. Allred 205-2678

NORMANDY

Maggie Jost 383-6278
Tim Dreste Unlisted

NORTHWEST

Gloria Jean Ascoli 739-6986
Will D. Pollak 298-7074

NORWOOD

Ellen E. Pleines 524-1814
R.W. "Bob" Baumer 388-1037

OAKVILLE

Frances Mikolay 846-1723
Michael L. Pournay 892-8447

QUEENY

Kay Wallace 225-9221
Paul E. Ground (*Chairman*) 227-8434

ST. FERDINAND

Donna Keplinger 869-1029
Raymond "Wes" Walters 869-6184

SPANISH LAKE

Nancy Boone Pashea 653-0492
Glenn M. Mathis 838-1970

TESSON FERRY

Donna Matuszak 849-8711
Stephen F. Herre 487-6830

UNIVERSITY

Pamela S. Wright 432-0473
John Kang 567-6431

LIBERTARIAN CENTRAL COMMITTEE

AIRPORT

Open
Open

BONHOMME

Doris Nugent 822-2952
Gary Gerstenecker 909-0028

CHESTERFIELD

Open
Tony Stever 458-5656

CLAYTON

Open
Matthew W. Peters 991-7774

CONCORD

Open
Open

CREVE COEUR

LaDonna Higgins 997-0291
Arnold J. Trembley 567-0636

FERGUSON

Open
Open

FLORISSANT

Open
Open

GRAVOIS

Open
Open

HADLEY

Open
Richard Illyes 644-0958

HALLS FERRY

Open
Open

JEFFERSON

Mary "Nicki" Johnson 962-5240
Ronald Johnson 962-5240

LAFAYETTE

Open
Open

LEMAY

Open
Open

LEWIS & CLARK

Sally Harris 838-1776
Eric S. Harris 838-1776

MARYLAND HEIGHTS

Open
Open

MERAMEC

Open
Charles Kempf 227-1307

MIDLAND

Open
Mark Kaufmann 427-0058

MISSOURI RIVER

Open
Lloyd Sloan 277-5479

NORMANDY

Tamara Millay 721-3960
Open

NORTHWEST

Open
Dean S. Hodge (*Chairman*) 739-2306

NORWOOD

Open
Open

OAKVILLE

Open
Bradley Ems 846-7643

QUEENY

Open
Dave Morrison 391-3549

ST. FERDINAND

Open
Open

SPANISH LAKE

Open
Open

TESSON FERRY

Open
Open

UNIVERSITY

Open
Open

DIRECTORS OF ELECTIONS

Leslye M. Winslow-Democrat 951-0151 Karen E. Grace-Republican 951-0154

ASSISTANT DIRECTORS OF ELECTIONS

Judy Taylor-Democrat 951-0152 Rosemary Kochner-Republican 951-0153

SECRETARIES

Lesley Tiepelman-Democrat 951-0151 Brenda Noah-Republican 951-0154

ADMINISTRATIVE ASSISTANTS

Debbie Quicke, Election Prep. 951-0102
Charlene LaRosa, Personnel 951-0103
Richard J. Bauer, Pub. Rel./Computer Serv. 951-0104

DATA PROCESSING COORDINATOR

William S. McIntosh 951-0105

ACCOUNTING

Lolita Sims, Supervisor 951-0111

ELECTION INFORMATION SERVICES (Campaign, Finance, Statistics)

LaVerne Curtis, Supervisor 951-0117

FIELD OPERATIONS (VOTER REGISTRATION)

Letha Counts, Supervisor 951-0122

MAPPING

Bill Holder, Supervisor 951-0127

POLLING PLACES & PUBLICATIONS

Bob Chamberlain, Supervisor 951-0129

ELECTION SERVICE FACILITY (WAREHOUSE)

Robert Fowler, Supervisor 951-0175
Don Daggett, Supervisor 951-0176

ABSENTEE

Melissa Moore, Supervisor 951-0133

DATA ENTRY

Carla Burnham, Supervisor 951-0139

TEAM 1-AIRPORT, FERGUSON, FLORISSANT, HALLS FERRY, LEWIS & CLARK, ST. FERDINAND, SPANISH LAKE

Mary Ann Heying, Supervisor 951-0140

TEAM 2-CONCORD, GRAVOIS, HADLEY, JEFFERSON, LEMAY, OAKVILLE, TESSON FERRY

Sharon Tolbert, Supervisor 951-0145

**TEAM 3-BONHOMME, CREVE COEUR, CLAYTON,
NORMANDY, NORWOOD, QUEENY, UNIVERSITY**
Odena Greer, Supervisor 951-0160

**TEAM 4-CHESTERFIELD, LAFAYETTE, MARYLAND
HEIGHTS, MERAMEC, MIDLAND, MISSOURI
RIVER, NORTHWEST**
Supervisor 951-0170

JUDGE/CLERK TEAMS

Mary Wall, Supervisor 951-0165

FERGUSON, FLORISSANT, HALLS FERRY, LEWIS & CLARK, ST. FERDINAND, SPANISH LAKE

Virginia Schenk-Democrat 951-0142
Karen Noah-Republican 951-0141

CONCORD, GRAVOIS, JEFFERSON, LEMAY, OAKVILLE, TESSON FERRY

Carmen Dooley-Democrat 951-0147
Peggy Haupt-Republican 951-0146

BONHOMME, CREVE COEUR, CLAYTON, HADLEY, QUEENY

Erin Miller-Democrat 951-0162
Republican 951-0161

AIRPORT, MIDLAND, NORMANDY, NORWOOD, NORTHWEST, UNIVERSITY

Vera Abuzeide-Democrat 951-0167
Marva Martin-Republican 951-0166

CHESTERFIELD, LAFAYETTE, MERAMEC, MARYLAND HEIGHTS, MISSOURI RIVER

Celeste Johnson-Democrat 951-0172
Ruth Burris-Republican 951-0171

INFORMATION

FAX 951-0100

TELECOMMUNICATIONS DEVICE FOR THE DEAF (TDD)

951-0199
951-0184

FOR THE LATEST ELECTION RESULTS VISIT OUR WEB SITE AT
<http://www.st-louis.mo.us/st-louis/county/government/vote.html>