

ELECTION SUMMARY
 RUN DATE:04/13/07 10:26 AM

GENERAL MUNICIPAL ELECTION
 MONARCH FIRE DISTRICT
 TUESDAY, APRIL 3, 2007


OFFICIAL RESULTS

	TOTAL	PERCENT	03 = VOTER TURNOUT - TOTAL	TOTAL	PERCENT
01 = REGISTERED VOTERS - TOTAL	42,748				
02 = BALLOTS CAST - TOTAL	4,945				11.57
	01	02	03		
0136 CC1,2	1113	205	18.42		
0218 CHE1	607	45	7.41		
0219 CHE2,15,16,71	1917	274	14.29		
0221 CHE4	688	61	8.87		
0222 CHE5,6,17	1147	90	7.85		
0224 CHE7,14,19,53,61	793	66	8.32		
0225 CHE8,33	1605	185	11.53		
0226 CHE9	681	48	7.05		
0227 CHE10	770	100	12.99		
0228 CHE11	223	23	10.31		
0229 CHE12	394	51	12.94		
0235 CHE18	767	131	17.08		
0239 CHE22,45	1073	93	8.67		
0240 CHE23	23	0	.00		
0242 CHE25	553	44	7.96		
0243 CHE26,63	212	20	9.43		
0245 CHE28	1229	190	15.46		
0247 CHE30,69	575	37	6.43		
0248 CHE31,LAF47	166	21	12.65		
0249 CHE32	62	2	3.23		
0253 CHE36,68	174	14	8.05		
0254 CHE37	94	7	7.45		
0258 CHE41	97	6	6.19		
0259 CHE42,43,44,LAF30	1662	206	12.39		
0263 CHE46	1891	286	15.12		
0265 CHE48,59	828	100	12.08		
0269 CHE52	15	3	20.00		
0279 CHE62,70	679	56	8.25		
0281 CHE64	812	140	17.24		
0284 CHE67	718	97	13.51		
0702 LAF6	1157	76	6.57		
0703 LAF7,8,13	864	64	7.41		
0705 LAF 9,10	994	87	8.75		
0707 LAF11,12	664	52	7.83		
0725 LAF29	1060	105	9.91		
0727 LAF31	887	137	15.45		
0728 LAF32	932	126	13.52		
0729 LAF33	1047	96	9.17		
0730 LAF34	52	12	23.08		
0926 MHT1,4,5	1351	132	9.77		
0927 MHT2,24,26	1369	179	13.08		
0928 MHT3,56,MR79,93	1550	175	11.29		
0932 MHT7,39,MR52	1045	79	7.56		
0933 MHT8,52	547	59	10.79		
0934 MHT9	1252	294	23.48		
0944 MHT19,27	1477	223	15.10		
0948 MHT23,51	945	82	8.68		
0955 MHT30,33	138	11	7.97		
0959 MHT34	1609	152	9.45		
0965 MHT40,55	416	17	4.09		
0970 MHT45,CHE47	19	7	36.84		
1121 MR53,94	884	81	9.16		
1132 MR64,95,96	685	67	9.78		
1155 MR87	236	31	13.14		


DIRECTOR MONARCH FIRE DISTRICT	VOTES	PERCENT		VOTES	PERCENT
(VOTE FOR) 1					
01 = KIM EVANS	2,698	56.63			
02 = MICHELLE SLEET	2,061	43.26	03 = INVALID WRITE-IN	5	.10
	01	02	03		
0136 CC1,2	128	65	1		
0218 CHE1	31	11	0		
0219 CHE2,15,16,71	138	102	0		
0221 CHE4	40	19	0		
0222 CHE5,6,17	62	26	0		
0224 CHE7,14,19,53,61	47	18	0		
0225 CHE8,33	109	61	0		
0226 CHE9	20	27	0		
0227 CHE10	54	45	0		
0228 CHE11	11	11	0		
0229 CHE12	26	24	0		
0235 CHE18	85	36	0		
0239 CHE22,45	45	45	1		
0240 CHE23	0	0	0		
0242 CHE25	29	12	0		
0243 CHE26,63	10	9	0		
0245 CHE28	131	47	2		
0247 CHE30,69	14	21	0		
0248 CHE31,LAF47	12	7	0		
0249 CHE32	2	0	0		
0253 CHE36,68	8	6	0		
0254 CHE37	4	3	0		
0258 CHE41	2	4	0		
0259 CHE42,43,44,LAF30	129	72	0		
0263 CHE46	118	161	0		
0265 CHE48,59	43	56	0		
0269 CHE52	0	3	0		
0279 CHE62,70	29	27	0		
0281 CHE64	90	41	0		
0284 CHE67	33	64	0		
0702 LAF6	43	31	0		

0703	LAF7,8,13	36	28	0
0705	LAF 9,10	38	45	0
0707	LAF11,12	28	23	0
0725	LAF29	60	42	1
0727	LAF31	68	69	0
0728	LAF32	88	36	0
0729	LAF33	50	45	0
0730	LAF34	3	8	0
0926	MHT1,4,5	54	75	0
0927	MHT2,24,26	90	86	0
0928	MHT3,56,MR79,93	82	90	0
0932	MHT7,39,MR52	39	39	0
0933	MHT8,52	29	29	0
0934	MHT9	176	95	0
0944	MHT19,27	123	99	0
0948	MHT23,51	36	43	0
0955	MHT30,33	6	4	0
0959	MHT34	93	56	0
0965	MHT40,55	10	7	0
0970	MHT45,CHE47	6	1	0
1121	MR53,94	42	39	0
1132	MR64,95,96	27	38	0
1155	MR87	21	10	0

WE, THE BOARD OF ELECTION COMMISSIONERS OF ST. LOUIS COUNTY, MISSOURI, ACTING AS THE VERIFICATION BOARD PURSUANT TO 115.507,R.S.Mo 1978, HEREBY CERTIFY THE FOREGOING TO BE A TRUE AND CORRECT ABSTRACT OF VOTES CAST FOR THE CANDIDATES AND PROPOSITIONS AT THE GENERAL MUNICIPAL ELECTION HELD IN ST. LOUIS COUNTY, MISSOURI, ON APRIL 3, 2007. IN TESTIMONY WHEREOF, WE HAVE HEREUNTO SET OUR HAND AT OUR OFFICE IN MAPLEWOOD, ST. LOUIS COUNTY, MISSOURI, ON APRIL 13, 2007.



 JOHN J. DIEHL, JR.,
 CHAIRMAN



 CHAIM H. ZIMBALIST,
 SECRETARY



 ANITA T. YECKEL,
 COMMISSIONER



 WILLIAM MILLER, JR.,
 COMMISSIONER

ELECTION SUMMARY

RUN DATE:04/13/07 10:28 AM


GENERAL MUNICIPAL ELECTION
FENTON FIRE DISTRICT
TUESDAY, APRIL 3, 2007


OFFICIAL RESULTS

	TOTAL	PERCENT	03 = VOTER TURNOUT - TOTAL	TOTAL	PERCENT
01 = REGISTERED VOTERS - TOTAL	18,148				
02 = BALLOTS CAST - TOTAL	1,852				10.20
	01	02	03		
0082 BON3	491	53	10.79		
0089 BON10,52	1862	138	7.41		
0095 BON16,53	1294	85	6.57		
0115 BON36,42	99	11	11.11		
0116 BON37,38,50	856	166	19.39		
0118 BON39	78	12	15.38		
0119 BON40	722	71	9.83		
0120 BON41,44	510	86	16.86		
0122 BON43	940	170	18.09		
0125 BON46	16	0	.00		
0600 GRA67,69	127	24	18.90		
0866 MER11,25,43,66	2129	155	7.28		
0877 MER22,24,64	1763	116	6.58		
0878 MER23	1711	191	11.16		
0897 MER42	1292	86	6.66		
0906 MER51,65	1308	85	6.50		
0910 MER55,61	1504	132	8.78		
1561 TSF1,6,7,8,9,10	714	152	21.29		
1564 TSF4	340	92	27.06		
1571 TSF11	392	27	6.89		


DIRECTOR FENTON FIRE DISTRICT	VOTES	PERCENT	03 = INVALID WRITE-IN	VOTES	PERCENT
(VOTE FOR) 1					
01 = THOMAS ASCHEMAN	453	26.29			
02 = DENNIS (DENNY) WEIL	1,255	72.84	03 = INVALID WRITE-IN	15	.87
	01	02	03		
0082 BON3	13	36	0		
0089 BON10,52	31	106	0		
0095 BON16,53	17	63	0		
0115 BON36,42	5	5	0		
0116 BON37,38,50	19	144	0		
0118 BON39	1	11	0		
0119 BON40	10	59	0		
0120 BON41,44	35	40	0		
0122 BON43	28	138	0		
0125 BON46	0	0	0		
0600 GRA67,69	14	7	2		
0866 MER11,25,43,66	47	104	0		
0877 MER22,24,64	29	82	2		
0878 MER23	43	114	3		
0897 MER42	17	64	0		
0906 MER51,65	17	63	1		
0910 MER55,61	31	85	0		
1561 TSF1,6,7,8,9,10	53	84	1		
1564 TSF4	40	31	6		
1571 TSF11	3	19	0		

WE, THE BOARD OF ELECTION COMMISSIONERS OF ST. LOUIS COUNTY, MISSOURI, ACTING AS THE VERIFICATION BOARD PURSUANT TO 115.507,R.S.Mo 1978, HEREBY CERTIFY THE FOREGOING TO BE A TRUE AND CORRECT ABSTRACT OF VOTES CAST FOR THE CANDIDATES AND PROPOSITIONS AT THE GENERAL MUNICIPAL ELECTION HELD IN ST. LOUIS COUNTY, MISSOURI, ON APRIL 3, 2007. IN TESTIMONY WHEREOF, WE HAVE HEREUNTO SET OUR HAND AT OUR OFFICE IN MAPLEWOOD, ST. LOUIS COUNTY, MISSOURI, ON APRIL 13, 2007.


JOHN J. DIEHL, JR.,
CHAIRMAN


CHAIM H. ZIMBALIST,
SECRETARY


ANITA T. YECKEL,
COMMISSIONER


WILLIAM MILLER, JR.,
COMMISSIONER

ELECTION SUMMARY

RUN DATE:04/13/07 10:29 AM

GENERAL MUNICIPAL ELECTION
 FLO VALLEY FIRE DISTRICT
 TUESDAY, APRIL 3, 2007

OFFICIAL RESULTS


	TOTAL	PERCENT	03 = VOTER TURNOUT - TOTAL	TOTAL	PERCENT
01 = REGISTERED VOTERS - TOTAL	47,867				
02 = BALLOTS CAST - TOTAL	8,423				17.60
	01	02	03		
0418 FER3,15	393	93	23.66		
0426 FER11	317	55	17.35		
0428 FER13,23,51	841	86	10.23		
0439 FER24,26,32,36	868	34	3.92		
0459 FER44	483	53	10.97		
0460 FER45	212	7	3.30		
0461 FER46	31	2	6.45		
0479 FLO1,2,45	903	166	18.38		
0481 FLO3,FER41	1490	353	23.69		
0482 FLO4,11,12	974	354	36.34		
0483 FLO5,15,25	1786	526	29.45		
0484 FLO6,13	1404	276	19.66		
0485 FLO7,22,34,38,39,53	1704	485	28.46		
0486 FLO8,37	1378	390	28.30		
0487 FLO9,10	1417	359	25.34		
0492 FLO14,28,36,46,47	1374	485	35.30		
0494 FLO16,26,33,41,49	1513	328	21.68		
0495 FLO17	1279	272	21.27		
0496 FLO18	504	22	4.37		
0497 FLO19,24,42	1729	71	4.11		
0498 FLO20,27,31,32,40,48	1118	417	37.30		
0499 FLO21,43,44,50,54,LC39	1413	289	20.45		
0501 FLO23,29	786	196	24.94		
0533 FLO55,FER48,50,52	2242	497	22.17		
0755 LC2,3,46	1467	314	21.40		
0757 LC4	542	107	19.74		
0758 LC5,19,27	1449	243	16.77		
0759 LC6,9	1701	337	19.81		
0761 LC8,31,51	1333	60	4.50		
0763 LC10,23,25,37	1665	314	18.86		
0767 LC14,17,18	1295	44	3.40		
0773 LC20,36	357	8	2.24		
0774 LC21,42	1604	50	3.12		
0782 LC29,NW78	1033	66	6.39		
0785 LC32,49	1279	65	5.08		
0797 LC44	355	65	18.31		
0798 LC45	352	51	14.49		
0803 LC50	44	7	15.91		
1308 NW2,16	1537	277	18.02		
1310 NW4,71,77	1389	328	23.61		
1312 NW6,46,72,74	1079	48	4.45		
1321 NW15,39,LC1	929	116	12.49		
1334 NW28,75	938	46	4.90		
1346 NW40	1010	48	4.75		
1365 NW59,76	350	13	3.71		


BOARD OF DIRECTOR FLORISSANT VALLEY FIRE DIST (6 YEAR TERM) (VOTE FOR) 1			VOTES	PERCENT	VOTES	PERCENT
01 = BOB CARMACK			5,848	78.41		
02 = VAUGHN SHIVERS			1,587	21.28	23	.31
	01	02	03			
0418 FER3,15	65	18	0			
0426 FER11	35	16	1			
0428 FER13,23,51	60	14	1			
0439 FER24,26,32,36	25	8	0			
0459 FER44	38	9	0			
0460 FER45	4	3	0			
0461 FER46	1	1	0			
0479 FLO1,2,45	117	36	0			
0481 FLO3,FER41	245	60	0			
0482 FLO4,11,12	261	51	3			
0483 FLO5,15,25	368	82	1			
0484 FLO6,13	190	50	1			
0485 FLO7,22,34,38,39,53	367	66	0			
0486 FLO8,37	289	54	0			
0487 FLO9,10	237	81	1			
0492 FLO14,28,36,46,47	341	88	2			
0494 FLO16,26,33,41,49	227	59	1			
0495 FLO17	193	49	1			
0496 FLO18	11	10	1			
0497 FLO19,24,42	54	14	1			
0498 FLO20,27,31,32,40,48	257	96	1			
0499 FLO21,43,44,50,54,LC39	214	47	0			
0501 FLO23,29	112	49	1			
0533 FLO55,FER48,50,52	327	97	3			
0755 LC2,3,46	243	50	1			
0757 LC4	75	16	0			
0758 LC5,19,27	168	45	0			
0759 LC6,9	227	65	0			
0761 LC8,31,51	41	18	1			
0763 LC10,23,25,37	234	52	0			
0767 LC14,17,18	31	11	0			
0773 LC20,36	7	1	0			
0774 LC21,42	35	15	0			
0782 LC29,NW78	48	15	0			
0785 LC32,49	39	23	0			
0797 LC44	50	12	0			
0798 LC45	38	12	0			
0803 LC50	5	0	0			
1308 NW2,16	192	54	0			

1310 NW4,71,77	203	66	1
1312 NW6,46,72,74	36	10	0
1321 NW15,39,LC1	78	25	1
1334 NW28,75	29	15	0
1346 NW40	26	19	0
1365 NW59,76	5	5	0


	VOTES			PERCENT	VOTES		PERCENT
BOARD OF DIRECTOR FLORISSANT VALLEY FIRE DIST (2 YEAR TERM) (VOTE FOR) 1							
01 = DASHAWNA HATTEN-BOWERS				3,296	46.63		
02 = BOSE BRADFORD				3,743	52.96	03 = INVALID WRITE-IN	29 .41
	01	02	03				
0418 FER3,15	49	32	0				
0426 FER11	16	31	1				
0428 FER13,23,51	40	32	1				
0439 FER24,26,32,36	12	21	0				
0459 FER44	33	11	0				
0460 FER45	4	3	0				
0461 FER46	1	1	0				
0479 FLO1,2,45	81	64	0				
0481 FLO3,FER41	123	160	1				
0482 FLO4,11,12	143	149	1				
0483 FLO5,15,25	192	232	2				
0484 FLO6,13	102	129	1				
0485 FLO7,22,34,38,39,53	201	213	1				
0486 FLO8,37	184	143	2				
0487 FLO9,10	113	192	0				
0492 FLO14,28,36,46,47	188	222	2				
0494 FLO16,26,33,41,49	138	144	0				
0495 FLO17	131	103	1				
0496 FLO18	6	15	1				
0497 FLO19,24,42	38	30	1				
0498 FLO20,27,31,32,40,48	121	213	1				
0499 FLO21,43,44,50,54,LC39	142	100	0				
0501 FLO23,29	61	90	1				
0533 FLO55,FER48,50,52	181	222	3				
0755 LC2,3,46	143	125	2				
0757 LC4	45	36	0				
0758 LC5,19,27	73	120	4				
0759 LC6,9	109	170	0				
0761 LC8,31,51	28	29	1				
0763 LC10,23,25,37	120	143	1				
0767 LC14,17,18	20	22	0				
0773 LC20,36	2	5	0				
0774 LC21,42	34	16	0				
0782 LC29,NW78	32	24	0				
0785 LC32,49	39	23	0				
0797 LC44	27	29	0				
0798 LC45	16	30	0				
0803 LC50	3	2	0				
1308 NW2,16	112	114	0				
1310 NW4,71,77	85	175	0				
1312 NW6,46,72,74	19	27	0				
1321 NW15,39,LC1	55	40	1				
1334 NW28,75	14	26	0				
1346 NW40	17	28	0				
1365 NW59,76	3	7	0				

WE, THE BOARD OF ELECTION COMMISSIONERS OF ST. LOUIS COUNTY, MISSOURI, ACTING AS THE VERIFICATION BOARD PURSUANT TO 115.507,R.S.Mo 1978, HEREBY CERTIFY THE FOREGOING TO BE A TRUE AND CORRECT ABSTRACT OF VOTES CAST FOR THE CANDIDATES AND PROPOSITIONS AT THE GENERAL MUNICIPAL ELECTION HELD IN ST. LOUIS COUNTY, MISSOURI, ON APRIL 3, 2007. IN TESTIMONY WHEREOF, WE HAVE HEREUNTO SET OUR HAND AT OUR OFFICE IN MAPLEWOOD, ST. LOUIS COUNTY, MISSOURI, ON APRIL 13, 2007.


 JOHN J. DIEHL, JR.,
 CHAIRMAN


 CHAIM H. ZIMBALIST,
 SECRETARY


 ANITA T. YECKEL,
 COMMISSIONER


 WILLIAM MILLER, JR.,
 COMMISSIONER

ELECTION SUMMARY
 RUN DATE:04/13/07 10:30 AM


GENERAL MUNICIPAL ELECTION
 WEST COUNTY EMS & FIRE DIST
 TUESDAY, APRIL 3, 2007

OFFICIAL RESULTS


	TOTAL	PERCENT	03 = VOTER TURNOUT - TOTAL	TOTAL	PERCENT
01 = REGISTERED VOTERS - TOTAL	25,323				
02 = BALLOTS CAST - TOTAL	2,878				11.37
	01	02	03		
0697 LAF1	358	89	24.86		
0698 LAF2,57	1382	272	19.68		
0699 LAF3	127	30	23.62		
0700 LAF4,52	1274	176	13.81		
0701 LAF5	1305	156	11.95		
1094 MR26,55,60,92	1310	69	5.27		
1098 MR30	587	191	32.54		
1103 MR35,50	1102	53	4.81		
1113 MR45	52	2	3.85		
1149 MR81	774	25	3.23		
1165 MR97,100,102,103	594	14	2.36		
1166 MR98,99,101	384	21	5.47		
1422 QUE1,5	1288	45	3.49		
1423 QUE2,22,58	1330	254	19.10		
1424 QUE3	110	17	15.45		
1425 QUE4,20	379	52	13.72		
1427 QUE6,9,14,16	2003	84	4.19		
1428 QUE7	786	77	9.80		
1436 QUE15,61	15	1	6.67		
1444 QUE23	874	157	17.96		
1445 QUE24,41,47	1175	43	3.66		
1447 QUE26,WH49	445	37	8.31		
1448 QUE27,WH50	291	28	9.62		
1450 QUE29	1416	205	14.48		
1451 QUE30	126	32	25.40		
1455 QUE34,57	442	68	15.38		
1464 QUE43	873	36	4.12		
1465 QUE44	1011	163	16.12		
1466 QUE45	1181	120	10.16		
1470 QUE49	213	7	3.29		
1477 QUE56	924	165	17.86		
1481 QUE60	388	78	20.10		
1483 QUE62	446	96	21.52		
1719 WH59	358	15	4.19		

DIRECTOR WEST COUNTY EMS & FIRE DISTRICT	VOTES	PERCENT	03 = INVALID WRITE-IN	VOTES	PERCENT
(VOTE FOR) 1					
01 = RICHARD A. ROGNAN	2,266	82.82			
02 = GREGORY B. POWERS	467	17.07		3	.11
	01	02	03		
0697 LAF1	78	9	0		
0698 LAF2,57	231	32	0		
0699 LAF3	19	5	0		
0700 LAF4,52	142	27	0		
0701 LAF5	118	30	0		
1094 MR26,55,60,92	51	18	0		
1098 MR30	160	21	1		
1103 MR35,50	43	7	1		
1113 MR45	2	0	0		
1149 MR81	21	3	0		
1165 MR97,100,102,103	10	4	0		
1166 MR98,99,101	16	4	0		
1422 QUE1,5	35	10	0		
1423 QUE2,22,58	195	47	0		
1424 QUE3	14	2	0		
1425 QUE4,20	36	11	0		
1427 QUE6,9,14,16	71	13	0		
1428 QUE7	58	15	0		
1436 QUE15,61	1	0	0		
1444 QUE23	129	20	0		
1445 QUE24,41,47	32	9	0		
1447 QUE26,WH49	26	11	0		
1448 QUE27,WH50	23	5	0		
1450 QUE29	156	38	0		
1451 QUE30	23	3	0		
1455 QUE34,57	46	16	0		
1464 QUE43	28	7	0		
1465 QUE44	129	21	0		
1466 QUE45	93	20	0		
1470 QUE49	6	0	0		
1477 QUE56	125	34	1		
1481 QUE60	61	11	0		
1483 QUE62	74	13	0		
1719 WH59	14	1	0		

WE, THE BOARD OF ELECTION COMMISSIONERS OF ST. LOUIS COUNTY, MISSOURI, ACTING AS THE VERIFICATION BOARD PURSUANT TO 115.507, R.S. Mo 1978, HEREBY CERTIFY THE FOREGOING TO BE A TRUE AND CORRECT ABSTRACT OF VOTES CAST FOR THE CANDIDATES AND PROPOSITIONS AT THE GENERAL MUNICIPAL ELECTION HELD IN ST. LOUIS COUNTY, MISSOURI, ON APRIL 3, 2007. IN TESTIMONY WHEREOF, WE HAVE HEREUNTO SET OUR HAND AT OUR OFFICE IN MAPLEWOOD, ST. LOUIS COUNTY, MISSOURI, ON APRIL 13, 2007.




JOHN J. DIEHL, JR.,
CHAIRMAN



CHAIM H. ZIMBALIST,
SECRETARY



ANITA T. YECKEL,
COMMISSIONER



WILLIAM MILLER, JR.,
COMMISSIONER

ELECTION SUMMARY

RUN DATE:04/13/07 10:30 AM

GENERAL MUNICIPAL ELECTION
 MARYLAND HEIGHTS FIRE DISTRICT
 TUESDAY, APRIL 3, 2007

OFFICIAL RESULTS

	01 = REGISTERED VOTERS - TOTAL	02 = BALLOTS CAST - TOTAL	TOTAL	PERCENT	03 = VOTER TURNOUT - TOTAL	TOTAL	PERCENT
			13,055				9.02
			1,178				
	01	02	03				
0026 AP26,64,NW14	15	1	6.67				
0032 AP32,71	604	40	6.62				
0037 AP37,41,MID1,10	824	48	5.83				
0931 MHT6,14,49	1642	226	13.76				
0937 MHT12	27	0	.00				
0940 MHT15	1024	89	8.69				
0941 MHT16,20,36,47	1598	135	8.45				
0947 MHT22	1177	77	6.54				
0956 MHT31,41	428	12	2.80				
0963 MHT38,42,50	949	144	15.17				
0971 MHT46	117	4	3.42				
0973 MHT48,59	353	18	5.10				
0983 MHT58,61,NW36,49,62	1142	95	8.32				
1044 MID57	2	1	50.00				
1307 NW1	1683	117	6.95				
1325 NW19	333	14	4.20				
1326 NW20	495	52	10.51				
1332 NW26	84	35	41.67				
1349 NW43	66	31	46.97				
1373 NW67,MHT60	492	39	7.93				


	VOTES	PERCENT
DIRECTOR MARYLAND HEIGHTS FIRE DISTRICT (6 YEAR TERM) (VOTE FOR) 1		
01 = STEVE HARTLEY	895	99.56
02 = INVALID WRITE-IN	4	.44

	01	02
0026 AP26,64,NW14	1	0
0032 AP32,71	36	0
0037 AP37,41,MID1,10	37	0
0931 MHT6,14,49	172	1
0937 MHT12	0	0
0940 MHT15	65	0
0941 MHT16,20,36,47	106	1
0947 MHT22	68	0
0956 MHT31,41	11	0
0963 MHT38,42,50	93	2
0971 MHT46	4	0
0973 MHT48,59	13	0
0983 MHT58,61,NW36,49,62	71	0
1044 MID57	0	0
1307 NW1	95	0
1325 NW19	12	0
1326 NW20	36	0
1332 NW26	26	0
1349 NW43	22	0
1373 NW67,MHT60	27	0


	VOTES	PERCENT	VOTES	PERCENT
DIRECTOR MARYLAND HEIGHTS FIRE DISTRICT (2 YEAR TERM) (VOTE FOR) 1				
01 = BOB SCHULTE	698	62.77		
02 = MARK E WELLS	413	37.14	03 = INVALID WRITE-IN	1 .09

	01	02	03
0026 AP26,64,NW14	0	1	0
0032 AP32,71	25	15	0
0037 AP37,41,MID1,10	24	18	0
0931 MHT6,14,49	142	70	0
0937 MHT12	0	0	0
0940 MHT15	65	23	0
0941 MHT16,20,36,47	60	72	1
0947 MHT22	45	29	0
0956 MHT31,41	7	5	0
0963 MHT38,42,50	75	59	0
0971 MHT46	2	2	0
0973 MHT48,59	12	4	0
0983 MHT58,61,NW36,49,62	57	31	0
1044 MID57	0	1	0
1307 NW1	79	29	0
1325 NW19	11	3	0
1326 NW20	30	21	0
1332 NW26	18	10	0
1349 NW43	23	5	0
1373 NW67,MHT60	23	15	0

WE, THE BOARD OF ELECTION COMMISSIONERS OF ST. LOUIS COUNTY, MISSOURI, ACTING AS THE VERIFICATION BOARD PURSUANT TO 115.507, R.S. Mo 1978, HEREBY CERTIFY THE FOREGOING TO BE A TRUE AND CORRECT ABSTRACT OF VOTES CAST FOR THE CANDIDATES AND PROPOSITIONS AT THE GENERAL MUNICIPAL ELECTION HELD IN ST. LOUIS COUNTY, MISSOURI, ON APRIL 3, 2007. IN TESTIMONY WHEREOF, WE HAVE HEREUNTO SET OUR HAND AT OUR OFFICE IN MAPLEWOOD, ST. LOUIS COUNTY, MISSOURI, ON APRIL 13, 2007.




JOHN J. DIEHL, JR.,
CHAIRMAN



CHAIM H. ZIMBALIST,
SECRETARY



ANITA T. YECKEL,
COMMISSIONER



WILLIAM MILLER, JR.,
COMMISSIONER

ELECTION SUMMARY

GENERAL MUNICIPAL ELECTION
MEHLVILLE FIRE DISTRICT
TUESDAY, APRIL 3, 2007

OFFICIAL RESULTS


RUN DATE:04/13/07 10:31 AM


	TOTAL	PERCENT	03 = VOTER TURNOUT - TOTAL	TOTAL	PERCENT
01 = REGISTERED VOTERS - TOTAL	79,236				11.68
02 = BALLOTS CAST - TOTAL	9,256				
	01	02	03		
0114 BON35	65	10	15.38		
0363 CON10,29,60	1580	161	10.19		
0364 CON11,57	432	73	16.90		
0365 CON12	4	1	25.00		
0366 CON13,47,49	1692	168	9.93		
0367 CON14	304	83	27.30		
0369 CON16	401	94	23.44		
0371 CON18	872	65	7.45		
0372 CON19	13	1	7.69		
0374 CON21,61,62	670	211	31.49		
0375 CON22	800	58	7.25		
0377 CON24,28,46,58	1600	197	12.31		
0378 CON25	1033	242	23.43		
0383 CON30,51	785	64	8.15		
0384 CON31	482	68	14.11		
0385 CON32,48	49	5	10.20		
0395 CON42,59	1054	141	13.38		
0396 CON43,45	1738	150	8.63		
0403 CON50	408	42	10.29		
0409 CON56	521	43	8.25		
0536 GRA3,7	13	4	30.77		
0541 GRA8	302	17	5.63		
0542 GRA9,45	766	158	20.63		
0559 GRA26	954	70	7.34		
0574 GRA41,66	817	152	18.60		
0579 GRA46	96	27	28.13		
0582 GRA49	11	0	.00		
0601 GRA68	483	115	23.81		
0808 LEM4,8	979	76	7.76		
0817 LEM13	1401	134	9.56		
0819 LEM15,30,36	1698	152	8.95		
0821 LEM17,39,45	1428	177	12.39		
0826 LEM22,29,40,46	1237	98	7.92		
0827 LEM23,31	1600	187	11.69		
0828 LEM24,32	1199	103	8.59		
1386 OAK1,6	1308	148	11.31		
1387 OAK2,14	1709	204	11.94		
1388 OAK3,4,23,30,33	1853	187	10.09		
1390 OAK5	1349	156	11.56		
1392 OAK7,27,28	1293	169	13.07		
1393 OAK8,22	1621	227	14.00		
1394 OAK 9,24,29	1734	236	13.61		
1395 OAK10,TSF5	1875	171	9.12		
1396 OAK11,16	1500	125	8.33		
1397 OAK12,31,LEM47,50,51	1850	229	12.38		
1398 OAK13,32,36	1551	141	9.09		
1400 OAK15	2165	252	11.64		
1402 OAK17,20	1821	186	10.21		
1403 OAK18,25,35	1701	191	11.23		
1404 OAK19	1685	172	10.21		
1406 OAK21,26	1882	213	11.32		
1562 TSF2,37	1006	166	16.50		
1563 TSF3,12,13	733	134	18.28		
1574 TSF14,15,16	738	84	11.38		
1577 TSF17,18	1239	192	15.50		
1579 TSF19	1898	227	11.96		
1580 TSF20,38,41	1904	179	9.40		
1581 TSF21	1223	142	11.61		
1582 TSF22,23	1329	167	12.57		
1584 TSF24,31,40	1396	148	10.60		
1585 TSF25,26	1806	221	12.24		
1587 TSF27,34	1846	244	13.22		
1588 TSF28,29	1933	143	7.40		
1590 TSF30,OAK34	1534	170	11.08		
1592 TSF32,39	2033	268	13.18		
1593 TSF33	1312	97	7.39		
1595 TSF35	1787	206	11.53		
1596 TSF36	1135	114	10.04		

DIRECTOR MEHLVILLE FIRE DISTRICT	VOTES	PERCENT
(VOTE FOR) 1		
01 = ED RYAN	5,932	67.73
02 = DENNIS C SKELTON(2722 WRITE-IN VOTE)OF	2,826	32.27
	01	02
0114 BON35	5	2
0363 CON10,29,60	79	75
0364 CON11,57	44	23
0365 CON12	0	1
0366 CON13,47,49	102	53
0367 CON14	56	20
0369 CON16	59	32
0371 CON18	47	14
0372 CON19	1	0
0374 CON21,61,62	142	55
0375 CON22	34	21
0377 CON24,28,46,58	145	40
0378 CON25	182	32
0383 CON30,51	38	14
0384 CON31	49	16
0385 CON32,48	4	0
0395 CON42,59	108	25

0396	CON43,45	103	37
0403	CON50	30	9
0409	CON56	35	4
0536	GRA3,7	2	1
0541	GRA8	12	4
0542	GRA9,45	127	14
0559	GRA26	41	26
0574	GRA41,66	109	28
0579	GRA46	21	4
0582	GRA49	0	0
0601	GRA68	92	10
0808	LEM4,8	42	30
0817	LEM13	81	49
0819	LEM15,30,36	86	62
0821	LEM17,39,45	98	73
0826	LEM22,29,40,46	55	35
0827	LEM23,31	93	80
0828	LEM24,32	68	28
1386	OAK1,6	91	49
1387	OAK2,14	143	56
1388	OAK3,4,23,30,33	123	53
1390	OAK5	89	64
1392	OAK7,27,28	114	51
1393	OAK8,22	152	62
1394	OAK 9,24,29	151	79
1395	OAK10,TSF5	93	69
1396	OAK11,16	69	54
1397	OAK12,31,LEM47,50,51	148	74
1398	OAK13,32,36	77	56
1400	OAK15	153	89
1402	OAK17,20	117	64
1403	OAK18,25,35	103	79
1404	OAK19	100	67
1406	OAK21,26	124	81
1562	TSF2,37	115	45
1563	TSF3,12,13	107	12
1574	TSF14,15,16	61	19
1577	TSF17,18	102	73
1579	TSF19	148	68
1580	TSF20,38,41	117	54
1581	TSF21	93	41
1582	TSF22,23	98	62
1584	TSF24,31,40	107	32
1585	TSF25,26	154	52
1587	TSF27,34	165	71
1588	TSF28,29	75	64
1590	TSF30,OAK34	117	48
1592	TSF32,39	172	90
1593	TSF33	60	34
1595	TSF35	136	54
1596	TSF36	68	43

WE, THE BOARD OF ELECTION COMMISSIONERS OF ST. LOUIS COUNTY, MISSOURI, ACTING AS THE VERIFICATION BOARD PURSUANT TO 115.507,R.S.Mo 1978, HEREBY CERTIFY THE FOREGOING TO BE A TRUE AND CORRECT ABSTRACT OF VOTES CAST FOR THE CANDIDATES AND PROPOSITIONS AT THE GENERAL MUNICIPAL ELECTION HELD IN ST. LOUIS COUNTY, MISSOURI, ON APRIL 3, 2007. IN TESTIMONY WHEREOF, WE HAVE HEREUNTO SET OUR HAND AT OUR OFFICE IN MAPLEWOOD, ST. LOUIS COUNTY, MISSOURI, ON APRIL 13, 2007.


 JOHN J. DIEHL, JR.,
 CHAIRMAN


 CHAIM H. ZIMBALIST,
 SECRETARY


 ANITA T. YECKEL,
 COMMISSIONER


 WILLIAM MILLER, JR.,
 COMMISSIONER

ELECTION SUMMARY
 RUN DATE:04/13/07 10:31 AM

GENERAL MUNICIPAL ELECTION
 MID-COUNTY FIRE DISTRICT
 TUESDAY, APRIL 3, 2007


OFFICIAL RESULTS

	01 = REGISTERED VOTERS - TOTAL	02 = BALLOTS CAST - TOTAL	TOTAL 8,604 885	PERCENT	03 = VOTER TURNOUT - TOTAL	TOTAL	PERCENT
	01	02	03				10.29
1025 MID38	39	4	10.26				
1050 MID63	291	9	3.09				
1060 MID73,74,77,81	275	33	12.00				
1062 MID75,80	354	41	11.58				
1063 MID76	55	1	1.82				
1065 MID78	47	13	27.66				
1066 MID79	18	5	27.78				
1069 MID82	143	15	10.49				
1188 NOR16	344	77	22.38				
1213 NOR41	206	61	29.61				
1602 UNV1,2,3,4,10	1667	77	4.62				
1606 UNV5,6	288	53	18.40				
1608 UNV7	449	74	16.48				
1609 UNV8	242	10	4.13				
1610 UNV9,11	565	27	4.78				
1613 UNV12	141	41	29.08				
1618 UNV17	838	42	5.01				
1619 UNV18	15	0	.00				
1647 UNV46	1389	193	13.89				
1648 UNV47,57,58	190	34	17.89				
1649 UNV48,59	61	3	4.92				
1650 UNV49,52	335	45	13.43				
1652 UNV51	631	23	3.65				
1654 UNV53	21	4	19.05				


DIRECTOR MID-COUNTY FIRE DISTRICT (6 YEAR TERM)		VOTES	PERCENT	VOTES	PERCENT	
(VOTE FOR) 1						
01 = JEROME LOEFFELMAN		391	47.74			
02 = MARVIN COBB		154	18.80	04 = DAVID WALLACE	88 10.74	
03 = CHANDRA COUGHLEY		183	22.34	05 = INVALID WRITE-IN	3 .37	
		01	02	03	04	05
1025 MID38	1	0	3	0	0	
1050 MID63	2	3	1	1	0	
1060 MID73,74,77,81	22	3	3	3	0	
1062 MID75,80	31	5	2	2	0	
1063 MID76	1	0	0	0	0	
1065 MID78	10	0	1	1	0	
1066 MID79	3	0	1	1	0	
1069 MID82	10	0	3	2	0	
1188 NOR16	16	1	55	3	0	
1213 NOR41	13	0	42	1	0	
1602 UNV1,2,3,4,10	29	34	8	2	0	
1606 UNV5,6	17	19	1	9	0	
1608 UNV7	31	13	6	13	2	
1609 UNV8	2	5	0	2	0	
1610 UNV9,11	10	0	0	15	0	
1613 UNV12	20	8	3	7	0	
1618 UNV17	25	7	4	3	0	
1619 UNV18	0	0	0	0	0	
1647 UNV46	110	42	17	11	1	
1648 UNV47,57,58	24	3	2	2	0	
1649 UNV48,59	2	1	0	0	0	
1650 UNV49,52	4	7	23	6	0	
1652 UNV51	6	1	8	4	0	
1654 UNV53	2	2	0	0	0	

DIRECTOR MID-COUNTY FIRE DISTRICT (2 YEAR UNEXPIRED TERM)		VOTES	PERCENT	VOTES	PERCENT
(VOTE FOR) 1					
01 = WILLIAM (BILL) PRUITT		391	49.68	03 = LISA MARR	133 16.90
02 = VERNON HARLAN		259	32.91	04 = INVALID WRITE-IN	4 .51
		01	02	03	04
1025 MID38	0	2	1	0	
1050 MID63	4	1	3	0	
1060 MID73,74,77,81	12	16	2	0	
1062 MID75,80	26	11	4	0	
1063 MID76	0	1	0	0	
1065 MID78	11	1	0	0	
1066 MID79	1	3	0	0	
1069 MID82	9	5	0	0	
1188 NOR16	27	39	7	0	
1213 NOR41	14	32	9	0	
1602 UNV1,2,3,4,10	38	11	22	0	
1606 UNV5,6	21	8	15	1	
1608 UNV7	34	4	18	3	
1609 UNV8	2	2	5	0	
1610 UNV9,11	9	12	4	0	
1613 UNV12	23	6	3	0	
1618 UNV17	27	11	1	0	
1619 UNV18	0	0	0	0	
1647 UNV46	95	48	32	0	
1648 UNV47,57,58	19	6	2	0	
1649 UNV48,59	1	1	1	0	
1650 UNV49,52	7	27	3	0	
1652 UNV51	8	12	1	0	

WE, THE BOARD OF ELECTION COMMISSIONERS OF ST. LOUIS COUNTY, MISSOURI, ACTING AS THE VERIFICATION BOARD PURSUANT TO 115.507,R.S.Mo 1978, HEREBY CERTIFY THE FOREGOING TO BE A TRUE AND CORRECT ABSTRACT OF VOTES CAST FOR THE CANDIDATES AND PROPOSITIONS AT THE GENERAL MUNICIPAL ELECTION HELD IN ST. LOUIS COUNTY, MISSOURI, ON APRIL 3, 2007. IN TESTIMONY WHEREOF, WE HAVE HEREUNTO SET OUR HAND AT OUR OFFICE IN MAPLEWOOD, ST. LOUIS COUNTY, MISSOURI, ON APRIL 13, 2007.




JOHN J. DIEHL, JR.,
CHAIRMAN



CHAIM H. ZIMBALIST,
SECRETARY



ANITA T. YECKEL,
COMMISSIONER



WILLIAM MILLER, JR.,
COMMISSIONER

ELECTION SUMMARY

GENERAL MUNICIPAL ELECTION
 NORMANDY FIRE DISTRICT
 TUESDAY, APRIL 3, 2007


OFFICIAL RESULTS

RUN DATE:04/13/07 10:31 AM


	01 = REGISTERED VOTERS - TOTAL	02 = BALLOTS CAST - TOTAL	TOTAL	PERCENT	03 = VOTER TURNOUT - TOTAL	TOTAL	PERCENT
			19,558				16.66
			3,258				
	01	02	03				
0044 AP44,50,72,78	682	82	12.02				
1173 NOR1	797	128	16.06				
1174 NOR2	662	85	12.84				
1175 NOR3	633	118	18.64				
1176 NOR4	386	85	22.02				
1177 NOR5	662	122	18.43				
1178 NOR6	968	217	22.42				
1179 NOR7	750	199	26.53				
1181 NOR9	657	77	11.72				
1182 NOR10	441	146	33.11				
1183 NOR11	388	79	20.36				
1184 NOR12	706	61	8.64				
1185 NOR13	133	20	15.04				
1186 NOR14	169	49	28.99				
1187 NOR15	1216	272	22.37				
1189 NOR17,24	243	5	2.06				
1190 NOR18	507	52	10.26				
1191 NOR19	398	11	2.76				
1193 NOR21	949	117	12.33				
1194 NOR22	245	39	15.92				
1198 NOR26,42	376	59	15.69				
1199 NOR27,43	394	73	18.53				
1201 NOR29,52	998	261	26.15				
1202 NOR30	636	171	26.89				
1205 NOR33	169	65	38.46				
1206 NOR34	160	3	1.88				
1207 NOR35,49,54	623	9	1.44				
1208 NOR36	440	20	4.55				
1209 NOR37,53	476	43	9.03				
1211 NOR39	357	76	21.29				
1212 NOR40	118	13	11.02				
1219 NOR47,65	0	0					
1221 NOR50	115	4	3.48				
1222 NOR51	59	1	1.69				
1227 NOR56	354	62	17.51				
1228 NOR57,61	597	47	7.87				
1234 NOR63	400	98	24.50				
1235 NOR64	37	4	10.81				
1622 UNV21	704	81	11.51				
1651 UNV50,56	910	203	22.31				
1655 UNV54	33	1	3.03				
1656 UNV55	10	0	.00				

	VOTES			PERCENT	VOTES			PERCENT
BOARD OF DIRECTOR NORMANDY FIRE DISTRICT								
(VOTE FOR) 1								
01 = BRIAN QUINLISK	1,385			44.28				
02 = ROBERT EDWARDS	1,743			55.72	03 = INVALID WRITE-IN			0
	01	02	03					
0044 AP44,50,72,78	45	33	0					
1173 NOR1	25	90	0					
1174 NOR2	32	50	0					
1175 NOR3	41	66	0					
1176 NOR4	48	37	0					
1177 NOR5	53	59	0					
1178 NOR6	73	131	0					
1179 NOR7	79	115	0					
1181 NOR9	28	45	0					
1182 NOR10	52	93	0					
1183 NOR11	36	43	0					
1184 NOR12	30	28	0					
1185 NOR13	10	9	0					
1186 NOR14	27	21	0					
1187 NOR15	170	98	0					
1189 NOR17,24	1	3	0					
1190 NOR18	20	30	0					
1191 NOR19	6	5	0					
1193 NOR21	62	52	0					
1194 NOR22	12	26	0					
1198 NOR26,42	28	30	0					
1199 NOR27,43	47	26	0					
1201 NOR29,52	83	174	0					
1202 NOR30	102	65	0					
1205 NOR33	19	42	0					
1206 NOR34	0	3	0					
1207 NOR35,49,54	3	6	0					
1208 NOR36	4	16	0					
1209 NOR37,53	17	24	0					
1211 NOR39	27	48	0					
1212 NOR40	4	9	0					
1219 NOR47,65	0	0	0					
1221 NOR50	2	1	0					
1222 NOR51	0	1	0					
1227 NOR56	32	27	0					
1228 NOR57,61	32	13	0					
1234 NOR63	30	68	0					
1235 NOR64	1	3	0					
1622 UNV21	28	41	0					
1651 UNV50,56	75	112	0					
1655 UNV54	1	0	0					
1656 UNV55	0	0	0					

WE, THE BOARD OF ELECTION COMMISSIONERS OF ST. LOUIS COUNTY, MISSOURI, ACTING AS THE VERIFICATION BOARD PURSUANT TO 115.507, R.S. Mo 1978, HEREBY CERTIFY THE FOREGOING TO BE A TRUE AND CORRECT ABSTRACT OF VOTES CAST FOR THE CANDIDATES AND PROPOSITIONS AT THE GENERAL MUNICIPAL ELECTION HELD IN ST. LOUIS COUNTY, MISSOURI, ON APRIL 3, 2007. IN TESTIMONY WHEREOF, WE HAVE HEREUNTO SET OUR HAND AT OUR OFFICE IN MAPLEWOOD, ST. LOUIS COUNTY, MISSOURI, ON APRIL 13, 2007.




JOHN J. DIEHL, JR.,
CHAIRMAN



CHAIM H. ZIMBALIST,
SECRETARY



ANITA T. YECKEL,
COMMISSIONER



WILLIAM MILLER, JR.,
COMMISSIONER

ELECTION SUMMARY

RUN DATE:04/13/07 10:32 AM


GENERAL MUNICIPAL ELECTION
RIVERVIEW FIRE DISTRICT
TUESDAY, APRIL 3, 2007


OFFICIAL RESULTS

	TOTAL	PERCENT	03 = VOTER TURNOUT - TOTAL	TOTAL	PERCENT
01 = REGISTERED VOTERS - TOTAL	11,593				
02 = BALLOTS CAST - TOTAL	2,458				21.20
	01	02	03		
1281 NRW45	48	3	6.25		
1282 NRW46,48	430	83	19.30		
1494 SF11,12,17,21,27,30,34	1478	108	7.31		
1496 SF13,14,23	1757	385	21.91		
1498 SF15,16,24,35	1899	569	29.96		
1501 SF18,20,22,42,43	1196	349	29.18		
1502 SF19,28	929	260	27.99		
1508 SF25	1042	299	28.69		
1509 SF26,36	130	33	25.38		
1512 SF29,33	1213	153	12.61		
1514 SF31,32	1462	216	14.77		
1520 SF37	9	0	.00		

BOARD OF DIRECTOR RIVERVIEW FIRE DISTRICT		VOTES	PERCENT			VOTES	PERCENT	
(VOTE FOR) 1								
01 = ROMONA NASH		1,005	42.49	05 = ARNIE C. DIENOFF		73	3.09	
02 = THEO (TED) BROWN SR.		50	2.11	06 = ROBERT PORTER JR.		20	.85	
03 = MIKE ELLINGTON		84	3.55	07 = LEONARD E. DONOHUE		42	1.78	
04 = PATRICK LAWLESS		1,090	46.09	08 = INVALID WRITE-IN		1	.04	
	01	02	03	04	05	06	07	08
1281 NRW45	0	1	0	0	1	0	0	0
1282 NRW46,48	43	10	8	7	5	1	5	0
1494 SF11,12,17,21,27,30,34	41	0	1	55	2	1	5	0
1496 SF13,14,23	212	12	19	101	13	3	3	1
1498 SF15,16,24,35	239	7	18	268	10	3	6	0
1501 SF18,20,22,42,43	134	8	9	172	6	2	9	0
1502 SF19,28	72	3	9	141	11	3	3	0
1508 SF25	108	4	6	145	15	3	7	0
1509 SF26,36	10	0	0	20	2	0	1	0
1512 SF29,33	55	2	2	87	3	1	1	0
1514 SF31,32	91	3	12	94	5	3	2	0
1520 SF37	0	0	0	0	0	0	0	0

WE, THE BOARD OF ELECTION COMMISSIONERS OF ST. LOUIS COUNTY, MISSOURI, ACTING AS THE VERIFICATION BOARD PURSUANT TO 115.507,R.S.Mo 1978, HEREBY CERTIFY THE FOREGOING TO BE A TRUE AND CORRECT ABSTRACT OF VOTES CAST FOR THE CANDIDATES AND PROPOSITIONS AT THE GENERAL MUNICIPAL ELECTION HELD IN ST. LOUIS COUNTY, MISSOURI, ON APRIL 3, 2007. IN TESTIMONY WHEREOF, WE HAVE HEREUNTO SET OUR HAND AT OUR OFFICE IN MAPLEWOOD, ST. LOUIS COUNTY, MISSOURI, ON APRIL 13, 2007.


JOHN J. DIEHL, JR.,
CHAIRMAN


CHAIM H. ZIMBALIST,
SECRETARY


ANITA T. YECKEL,
COMMISSIONER


WILLIAM MILLER, JR.,
COMMISSIONER

ELECTION SUMMARY

RUN DATE:04/13/07 10:32 AM

GENERAL MUNICIPAL ELECTION
SPANISH LAKE FIRE DISTRICT
TUESDAY, APRIL 3, 2007


OFFICIAL RESULTS


01 = REGISTERED VOTERS - TOTAL		TOTAL	PERCENT		03 = VOTER TURNOUT - TOTAL	TOTAL	PERCENT
02 = BALLOTS CAST - TOTAL		10,826					6.67
		722					

		01	02	03			
		-----	-----	-----			
1489 SF6,10		2232	175	7.84			
1490 SF 7,8,9,38,39		2037	160	7.85			
1529 SPL3		1926	63	3.27			
1530 SPL4		1021	103	10.09			
1531 SPL5,13,17		1684	98	5.82			
1549 SPL23,30,31		1926	123	6.39			

FIRE BOARD DIRECTOR SPANISH LAKE FIRE DISTRICT					VOTES	PERCENT		VOTES	PERCENT
(VOTE FOR) 1									
01 = TOM G. SCOTT, SR.					446	62.55			
02 = KIP WILLIAMS					12	1.68		17	2.38
03 = JACQUELYN GARRETT BLEDSOE					238	33.38		0	
					-----	-----	-----		
					01	02	03	04	05
					-----	-----	-----	-----	-----
1489 SF6,10		131	3	40	1	0			
1490 SF 7,8,9,38,39		121	0	36	2	0			
1529 SPL3		28	1	31	2	0			
1530 SPL4		50	0	40	8	0			
1531 SPL5,13,17		60	1	32	4	0			
1549 SPL23,30,31		56	7	59	0	0			

WE, THE BOARD OF ELECTION COMMISSIONERS OF ST. LOUIS COUNTY, MISSOURI, ACTING AS THE VERIFICATION BOARD PURSUANT TO 115.507,R.S.Mo 1978, HEREBY CERTIFY THE FOREGOING TO BE A TRUE AND CORRECT ABSTRACT OF VOTES CAST FOR THE CANDIDATES AND PROPOSITIONS AT THE GENERAL MUNICIPAL ELECTION HELD IN ST. LOUIS COUNTY, MISSOURI, ON APRIL 3, 2007. IN TESTIMONY WHEREOF, WE HAVE HEREUNTO SET OUR HAND AT OUR OFFICE IN MAPLEWOOD, ST. LOUIS COUNTY, MISSOURI, ON APRIL 13, 2007.


JOHN J. DIEHL, JR.,
CHAIRMAN


CHAIM H. ZIMBALIST,
SECRETARY


ANITA T. YECKEL,
COMMISSIONER


WILLIAM MILLER, JR.,
COMMISSIONER

ELECTION SUMMARY

GENERAL MUNICIPAL ELECTION
VALLEY PARK FIRE DISTRICT
TUESDAY, APRIL 3, 2007


OFFICIAL RESULTS


RUN DATE:04/13/07 10:33 AM

	01	02	03	TOTAL	PERCENT	03 = VOTER TURNOUT - TOTAL	TOTAL	PERCENT
01 = REGISTERED VOTERS - TOTAL				7,335				
02 = BALLOTS CAST - TOTAL				716				9.76
0856 MER1,13,15,44	78	6	7.69					
1429 QUE8,18	296	12	4.05					
1431 QUE10,39	916	68	7.42					
1432 QUE11,19	70	0	.00					
1433 QUE12,17,40	761	69	9.07					
1446 QUE25,28,52	201	33	16.42					
1452 QUE31	545	24	4.40					
1453 QUE32	288	29	10.07					
1454 QUE33	396	73	18.43					
1456 QUE35	623	115	18.46					
1457 QUE36,50	152	10	6.58					
1458 QUE37	1150	36	3.13					
1459 QUE38,51,53	710	190	26.76					
1463 QUE42	573	37	6.46					
1467 QUE46	139	1	.72					
1469 QUE48	370	12	3.24					
1475 QUE54	67	1	1.49					


DIRECTOR VALLEY PARK FIRE DISTRICT (2 YEAR UNEXPIRED TERM) (VOTE FOR) 1			VOTES	PERCENT		VOTES	PERCENT
01 = MICHAELA (SHELLIE) KIRCHHOFF			427	64.89			
02 = GIL DENORMANDIE			224	34.04	03 = INVALID WRITE-IN	7	1.06
0856 MER1,13,15,44	5	0	0				
1429 QUE8,18	8	3	0				
1431 QUE10,39	52	12	0				
1432 QUE11,19	0	0	0				
1433 QUE12,17,40	34	33	0				
1446 QUE25,28,52	18	11	0				
1452 QUE31	17	6	0				
1453 QUE32	15	13	0				
1454 QUE33	35	22	0				
1456 QUE35	54	53	2				
1457 QUE36,50	6	3	0				
1458 QUE37	24	10	2				
1459 QUE38,51,53	132	38	1				
1463 QUE42	19	14	2				
1467 QUE46	1	0	0				
1469 QUE48	6	6	0				
1475 QUE54	1	0	0				

WE, THE BOARD OF ELECTION COMMISSIONERS OF ST. LOUIS COUNTY, MISSOURI, ACTING AS THE VERIFICATION BOARD PURSUANT TO 115.507,R.S.Mo 1978, HEREBY CERTIFY THE FOREGOING TO BE A TRUE AND CORRECT ABSTRACT OF VOTES CAST FOR THE CANDIDATES AND PROPOSITIONS AT THE GENERAL MUNICIPAL ELECTION HELD IN ST. LOUIS COUNTY, MISSOURI, ON APRIL 3, 2007. IN TESTIMONY WHEREOF, WE HAVE HEREUNTO SET OUR HAND AT OUR OFFICE IN MAPLEWOOD, ST. LOUIS COUNTY, MISSOURI, ON APRIL 13, 2007.


JOHN J. DIEHL, JR.,
CHAIRMAN


CHAIM H. ZIMBALIST,
SECRETARY


ANITA T. YECKEL,
COMMISSIONER


WILLIAM MILLER, JR.,
COMMISSIONER

ELECTION SUMMARY

RUN DATE:04/13/07 10:33 AM

GENERAL MUNICIPAL ELECTION
PACIFIC FIRE DISTRICT
TUESDAY, APRIL 3, 2007

OFFICIAL RESULTS

01 = REGISTERED VOTERS - TOTAL
02 = BALLOTS CAST - TOTAL

TOTAL PERCENT
11
4

03 = VOTER TURNOUT - TOTAL

TOTAL PERCENT
36.36

01	02	03
11	4	36.36

0871 MER16

BOARD OF DIRECTORS PACIFIC FIRE DISTRICT

VOTES PERCENT

VOTES PERCENT

(VOTE FOR) 1
01 = PAT ANDRAE
02 = KEN QUENNOZ SR.

3 75.00
1 25.00


03 = INVALID WRITE-IN


0

01	02	03
3	1	0

0871 MER16

WE, THE BOARD OF ELECTION COMMISSIONERS OF ST. LOUIS COUNTY, MISSOURI, ACTING AS THE VERIFICATION BOARD PURSUANT TO 115.507,R.S.Mo 1978, HEREBY CERTIFY THE FOREGOING TO BE A TRUE AND CORRECT ABSTRACT OF VOTES CAST FOR THE CANDIDATES AND PROPOSITIONS AT THE GENERAL MUNICIPAL ELECTION HELD IN ST. LOUIS COUNTY, MISSOURI, ON APRIL 3, 2007. IN TESTIMONY WHEREOF, WE HAVE HEREUNTO SET OUR HAND AT OUR OFFICE IN MAPLEWOOD, ST. LOUIS COUNTY, MISSOURI, ON APRIL 13, 2007.


JOHN J. DIEHL, JR.,
CHAIRMAN


CHAIM H. ZIMBALIST,
SECRETARY


ANITA T. YECKEL,
COMMISSIONER


WILLIAM MILLER, JR.,
COMMISSIONER

ELECTION SUMMARY

GENERAL MUNICIPAL ELECTION
 JUNIOR COLLEGE DISTRICT
 TUESDAY, APRIL 3, 2007

OFFICIAL RESULTS


RUN DATE:04/13/07 11:23 AM


	01 = REGISTERED VOTERS - TOTAL	02 = BALLOTS CAST - TOTAL	TOTAL 68,937	PERCENT 5,650	03 = VOTER TURNOUT - TOTAL	TOTAL	PERCENT
	01	02	03				
0305 CLA17,27	145	7	4.83				
0309 CLA21,52	920	35	3.80				
0310 CLA22	912	35	3.84				
0311 CLA23,33	1311	139	10.60				
0316 CLA28,38,39,42	1083	227	20.96				
0318 CLA30,31,57,58	1296	119	9.18				
0320 CLA32,35	1481	388	26.20				
0329 CLA41	89	24	26.97				
0331 CLA43,46,48,49,51	1388	269	19.38				
0338 CLA50	625	55	8.80				
0342 CLA54	569	65	11.42				
0347 CLA59	35	9	25.71				
0348 CLA60	47	8	17.02				
0354 CON1,17,LEM14	1367	80	5.85				
0355 CON2	1288	99	7.69				
0356 CON3,5,15,53	1942	178	9.17				
0357 CON4,6,44	1547	76	4.91				
0360 CON7,40	179	15	8.38				
0361 CON8,27,38	821	56	6.82				
0362 CON9	1017	56	5.51				
0372 CON19	13	1	7.69				
0386 CON33	38	3	7.89				
0387 CON34	340	25	7.35				
0388 CON35,36	371	81	21.83				
0392 CON39,52	645	33	5.12				
0394 CON41	114	7	6.14				
0407 CON54	307	23	7.49				
0544 GRA11,13	265	25	9.43				
0545 GRA12,16,23,31,61,64	1833	70	3.82				
0548 GRA15,30,35	1393	76	5.46				
0551 GRA18,34,37,57	1294	48	3.71				
0552 GRA19,20,24,58,65,70	1727	69	4.00				
0554 GRA21,22,38	1781	80	4.49				
0558 GRA25	839	53	6.32				
0566 GRA33,42,JEF41	919	50	5.44				
0572 GRA39	94	3	3.19				
0607 HAD4,21,24,25,26	1861	183	9.83				
0622 HAD19	413	49	11.86				
0625 HAD22,23	751	71	9.45				
0630 HAD27	852	92	10.80				
0631 HAD28,29	1150	192	16.70				
0634 HAD31,34,40	1572	241	15.33				
0635 HAD32	1379	202	14.65				
0636 HAD33,35	1741	335	19.24				
0644 JEF1	374	8	2.14				
0645 JEF2,40	216	7	3.24				
0646 JEF3	457	18	3.94				
0647 JEF4	375	24	6.40				
0649 JEF6	346	120	34.68				
0650 JEF7,17	529	102	19.28				
0651 JEF8	379	84	22.16				
0652 JEF9	228	73	32.02				
0653 JEF10	454	82	18.06				
0654 JEF11	335	57	17.01				
0655 JEF12,21,GRA40	652	128	19.63				
0656 JEF13,20	1673	50	2.99				
0657 JEF14,19	1630	44	2.70				
0658 JEF15	524	85	16.22				
0659 JEF16	636	10	1.57				
0661 JEF18,24	1797	78	4.34				
0665 JEF22,25,26	1250	28	2.24				
0666 JEF23,47,48	1254	25	1.99				
0670 JEF27,28	1218	34	2.79				
0672 JEF29,53	1049	108	10.30				
0673 JEF30,42,51	1736	50	2.88				
0674 JEF31,44	1751	55	3.14				
0678 JEF35	82	2	2.44				
0679 JEF36	268	11	4.10				
0686 JEF43,45	1468	49	3.34				
0689 JEF46,49,50	1344	42	3.13				
0695 JEF52	633	43	6.79				
0805 LEM1,5	1603	39	2.43				
0806 LEM2,3	1562	40	2.56				
0811 LEM7,9,16,38	1391	38	2.73				
0814 LEM10	821	71	8.65				
0815 LEM11,19,20,43	670	49	7.31				
0829 LEM25	77	5	6.49				
0830 LEM26	117	9	7.69				
0831 LEM27	121	19	15.70				
0832 LEM28	121	9	7.44				
0838 LEM34	42	2	4.76				

TRUSTEE JUNIOR COLLEGE - SUBDISTRICT #3	VOTES	PERCENT	VOTES	PERCENT
(VOTE FOR) 1				
01 = JOANN L. ORDINACHEV	2,419	51.13		
02 = DARYL K. HEMENWAY	2,273	48.04		
			03 = INVALID WRITE-IN	39 .82
	01	02	03	
0305 CLA17,27	4	1	1	
0309 CLA21,52	14	17	0	
0310 CLA22	16	13	0	
0311 CLA23,33	41	76	3	

0316	CLA28, 38, 39, 42	121	58	0
0318	CLA30, 31, 57, 58	61	41	0
0320	CLA32, 35	159	136	0
0329	CLA41	8	9	0
0331	CLA43, 46, 48, 49, 51	113	114	3
0338	CLA50	32	15	0
0342	CLA54	32	18	1
0347	CLA59	3	2	0
0348	CLA60	3	1	0
0354	CON1, 17, LEM14	31	42	0
0355	CON2	41	51	0
0356	CON3, 5, 15, 53	72	94	0
0357	CON4, 6, 44	48	26	0
0360	CON7, 40	9	4	0
0361	CON8, 27, 38	24	31	1
0362	CON9	30	23	0
0372	CON19	0	1	0
0386	CON33	2	1	0
0387	CON34	8	15	0
0388	CON35, 36	37	29	0
0392	CON39, 52	21	11	0
0394	CON41	2	3	0
0407	CON54	6	16	0
0544	GRA11, 13	11	10	0
0545	GRA12, 16, 23, 31, 61, 64	23	41	0
0548	GRA15, 30, 35	30	37	1
0551	GRA18, 34, 37, 57	27	18	0
0552	GRA19, 20, 24, 58, 65, 70	22	46	0
0554	GRA21, 22, 38	24	54	0
0558	GRA25	19	29	0
0566	GRA33, 42, JEF41	15	27	0
0572	GRA39	1	1	0
0607	HAD4, 21, 24, 25, 26	67	78	1
0622	HAD19	17	16	1
0625	HAD22, 23	30	23	1
0630	HAD27	44	26	0
0631	HAD28, 29	80	61	6
0634	HAD31, 34, 40	109	70	1
0635	HAD32	100	55	5
0636	HAD33, 35	135	114	3
0644	JEF1	3	2	0
0645	JEF2, 40	3	4	0
0646	JEF3	7	5	1
0647	JEF4	14	9	0
0649	JEF6	40	44	1
0650	JEF7, 17	31	40	0
0651	JEF8	36	29	1
0652	JEF9	32	22	0
0653	JEF10	32	34	0
0654	JEF11	26	19	0
0655	JEF12, 21, GRA40	61	46	0
0656	JEF13, 20	20	29	1
0657	JEF14, 19	18	26	0
0658	JEF15	38	22	0
0659	JEF16	5	5	0
0661	JEF18, 24	29	45	2
0665	JEF22, 25, 26	10	17	0
0666	JEF23, 47, 48	16	9	0
0670	JEF27, 28	19	15	0
0672	JEF29, 53	52	30	0
0673	JEF30, 42, 51	25	25	0
0674	JEF31, 44	14	39	2
0678	JEF35	1	1	0
0679	JEF36	3	4	0
0686	JEF43, 45	20	29	0
0689	JEF46, 49, 50	14	24	2
0695	JEF52	19	23	0
0805	LEM1, 5	18	21	0
0806	LEM2, 3	16	22	1
0811	LEM7, 9, 16, 38	17	18	0
0814	LEM10	42	20	0
0815	LEM11, 19, 20, 43	21	26	0
0829	LEM25	2	2	0
0830	LEM26	7	2	0
0831	LEM27	10	7	0
0832	LEM28	6	2	0
0838	LEM34	0	2	0

WE, THE BOARD OF ELECTION COMMISSIONERS OF ST. LOUIS COUNTY, MISSOURI, ACTING AS THE VERIFICATION BOARD PURSUANT TO 115.507, R.S. Mo 1978, HEREBY CERTIFY THE FOREGOING TO BE A TRUE AND CORRECT ABSTRACT OF VOTES CAST FOR THE CANDIDATES AND PROPOSITIONS AT THE GENERAL MUNICIPAL ELECTION HELD IN ST. LOUIS COUNTY, MISSOURI, ON APRIL 3, 2007. IN TESTIMONY WHEREOF, WE HAVE HEREUNTO SET OUR HAND AT OUR OFFICE IN MAPLEWOOD, ST. LOUIS COUNTY, MISSOURI, ON APRIL 13, 2007.


 JOHN J. DIEHL, JR.,
 CHAIRMAN


 CHAIM H. ZIMBALIST,
 SECRETARY


 ANITA T. YECKEL,
 COMMISSIONER


 WILLIAM MILLER, JR.,
 COMMISSIONER

ELECTION SUMMARY
 RUN DATE:04/13/07 10:34 AM

GENERAL MUNICIPAL ELECTION
 CITY OF BALLWIN
 TUESDAY, APRIL 3, 2007

OFFICIAL RESULTS

	TOTAL	PERCENT	03 = VOTER TURNOUT - TOTAL	TOTAL	PERCENT
01 = REGISTERED VOTERS - TOTAL	21,188				
02 = BALLOTS CAST - TOTAL	1,847				8.72
	01	02	03		
0700 LAF4,52	1274	176	13.81		
0701 LAF5	1305	156	11.95		
0711 LAF15,16,17	552	74	13.41		
0714 LAF18,19,20	1086	62	5.71		
0717 LAF21	288	26	9.03		
0718 LAF22,23,50	521	22	4.22		
0720 LAF24,49	483	104	21.53		
0721 LAF25,26,36,37	459	90	19.61		
0723 LAF27	1286	198	15.40		
0730 LAF34	52	12	23.08		
0731 LAF35	147	43	29.25		
0734 LAF38	1017	65	6.39		
0735 LAF39,44,45	1552	99	6.38		
0736 LAF40	28	7	25.00		
0739 LAF43	365	29	7.95		
0744 LAF48	422	35	8.29		
0747 LAF51	361	106	29.36		
0749 LAF53	235	1	.43		
0867 MER12	818	49	5.99		
0888 MER33,60	368	23	6.25		
0904 MER49	696	27	3.88		
0917 MER62	912	51	5.59		
0918 MER63,WH43,45	976	59	6.05		
0923 MER68	380	13	3.42		
1704 WH44	173	15	8.67		
1706 WH46	479	26	5.43		
1707 WH47,48,52	1361	101	7.42		
1713 WH53,MER54	1957	124	6.34		
1714 WH54	348	9	2.59		
1715 WH55	235	9	3.83		
1716 WH56	530	18	3.40		
1717 WH57	522	18	3.45		

ALDERMAN BALLWIN WARD 1
 (VOTE FOR) 1

	VOTES	PERCENT
01 = JAMES TERBROCK	220	98.21
02 = INVALID WRITE-IN	4	1.79

	01	02
0714 LAF18,19,20	59	0
0717 LAF21	24	1
0718 LAF22,23,50	21	0
0749 LAF53	1	0
1706 WH46	21	1
1707 WH47,48,52	81	2
1717 WH57	13	0

ALDERMAN BALLWIN WARD 2
 (VOTE FOR) 1

	VOTES	PERCENT
01 = KEN BUERMANN	277	94.54
02 = INVALID WRITE-IN	16	5.46

	01	02
0734 LAF38	51	4
0735 LAF39,44,45	84	3
0739 LAF43	19	3
0744 LAF48	27	3
0917 MER62	36	1
0918 MER63,WH43,45	46	2
1704 WH44	14	0

ALDERMAN BALLWIN WARD 3

	VOTES	PERCENT	VOTES	PERCENT	
(VOTE FOR) 1					
01 = JAMES J. ROBINSON	476	50.11	03 = LYNN GOETZ	33	3.47
02 = WILLIAM H. HARRISON	440	46.32	04 = INVALID WRITE-IN	1	.11


	01	02	03	04
0700 LAF4,52	104	60	6	0
0701 LAF5	83	62	8	0
0711 LAF15,16,17	39	29	4	0
0720 LAF24,49	61	40	2	1
0721 LAF25,26,36,37	46	38	5	0
0723 LAF27	87	105	3	0
0730 LAF34	2	10	0	0
0731 LAF35	2	37	4	0
0736 LAF40	0	7	0	0
0747 LAF51	52	52	1	0

ALDERMAN BALLWIN WARD 4


	VOTES	PERCENT
(VOTE FOR) 1		
01 = RAY LEMBKE	215	91.88

	01	02
0867 MER12	41	3
0888 MER33,60	14	1
0904 MER49	23	1
0923 MER68	12	1
1713 WH53,MER54	94	12
1714 WH54	9	0
1715 WH55	6	1
1716 WH56	16	0

WE, THE BOARD OF ELECTION COMMISSIONERS OF ST. LOUIS COUNTY, MISSOURI, ACTING AS THE VERIFICATION BOARD PURSUANT TO 115.507,R.S.Mo 1978, HEREBY CERTIFY THE FOREGOING TO BE A TRUE AND CORRECT ABSTRACT OF VOTES CAST FOR THE CANDIDATES AND PROPOSITIONS AT THE GENERAL MUNICIPAL ELECTION HELD IN ST. LOUIS COUNTY, MISSOURI, ON APRIL 3, 2007. IN TESTIMONY WHEREOF, WE HAVE HEREUNTO SET OUR HAND AT OUR OFFICE IN MAPLEWOOD, ST. LOUIS COUNTY, MISSOURI, ON APRIL 13, 2007.



JOHN J. DIEHL, JR.,
CHAIRMAN



CHAIM H. ZIMBALIST,
SECRETARY



ANITA T. YECKEL,
COMMISSIONER



WILLIAM MILLER, JR.,
COMMISSIONER

ELECTION SUMMARY

RUN DATE:04/13/07 10:34 AM


GENERAL MUNICIPAL ELECTION
VILLAGE OF BEL-NOR
TUESDAY, APRIL 3, 2007

OFFICIAL RESULTS


01 = REGISTERED VOTERS - TOTAL	TOTAL	PERCENT	03 = VOTER TURNOUT - TOTAL	TOTAL	PERCENT
02 = BALLOTS CAST - TOTAL	1,216				22.37
	272				
	-----	-----			
	01	02	03		
	-----	-----	-----		
1187 NOR15	1216	272	22.37		

TRUSTEE BEL-NOR (VOTE FOR) 3	VOTES	PERCENT		VOTES	PERCENT
01 = SHAUN BUTLER	146	21.13			
02 = WALT NELSON	169	24.46	04 = BILL DEE	189	27.35
03 = KEVIN E. BUCHEK	187	27.06	05 = INVALID WRITE-IN	0	
	-----	-----			
	01	02	03	04	05
	-----	-----	-----	-----	-----
1187 NOR15	146	169	187	189	0

WE, THE BOARD OF ELECTION COMMISSIONERS OF ST. LOUIS COUNTY, MISSOURI, ACTING AS THE VERIFICATION BOARD PURSUANT TO 115.507,R.S.Mo 1978, HEREBY CERTIFY THE FOREGOING TO BE A TRUE AND CORRECT ABSTRACT OF VOTES CAST FOR THE CANDIDATES AND PROPOSITIONS AT THE GENERAL MUNICIPAL ELECTION HELD IN ST. LOUIS COUNTY, MISSOURI, ON APRIL 3, 2007. IN TESTIMONY WHEREOF, WE HAVE HEREUNTO SET OUR HAND AT OUR OFFICE IN MAPLEWOOD, ST. LOUIS COUNTY, MISSOURI, ON APRIL 13, 2007.




JOHN J. DIEHL, JR.,
CHAIRMAN



CHAIM H. ZIMBALIST,
SECRETARY



ANITA T. YECKEL,
COMMISSIONER



WILLIAM MILLER, JR.,
COMMISSIONER

ELECTION SUMMARY

RUN DATE:04/13/07 10:35 AM


GENERAL MUNICIPAL ELECTION
 VILLAGE OF BEL-RIDGE
 TUESDAY, APRIL 3, 2007

OFFICIAL RESULTS

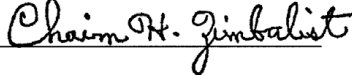
01 = REGISTERED VOTERS - TOTAL	TOTAL	PERCENT	03 = VOTER TURNOUT - TOTAL	TOTAL	PERCENT
02 = BALLOTS CAST - TOTAL	1,635				12.17
	199				
	01	02	03		
0044 AP44,50,72,78	682	82	12.02		
1193 NOR21	949	117	12.33		
1210 NOR38	4	0	.00		

	VOTES		PERCENT		VOTES		PERCENT				
TRUSTEE BEL-RIDGE											
(VOTE FOR) 5											
01 = MARLENE L. DINKINS	28	3.12									
02 = RUTH BANKS	74	8.24	07 = JOHN CRAWFORD		114	12.69					
03 = MARILYN MARTIN	47	5.23	08 = ZACKERY KEYS, SR.		108	12.03					
04 = WILMA ABERNATHY	151	16.82	09 = DON JONES		101	11.25					
05 = SUSAN HARDAWAY	120	13.36	10 = DENIS M CAGE, JR		54	6.01					
06 = WOODIE FRIESON	101	11.25	11 = INVALID WRITE-IN		0						
	01	02	03	04	05	06	07	08	09	10	11
0044 AP44,50,72,78	9	39	21	59	47	44	47	39	48	17	0
1193 NOR21	19	35	26	92	73	57	67	69	53	37	0
1210 NOR38	0	0	0	0	0	0	0	0	0	0	0

WE, THE BOARD OF ELECTION COMMISSIONERS OF ST. LOUIS COUNTY, MISSOURI, ACTING AS THE VERIFICATION BOARD PURSUANT TO 115.507,R.S.Mo 1978, HEREBY CERTIFY THE FOREGOING TO BE A TRUE AND CORRECT ABSTRACT OF VOTES CAST FOR THE CANDIDATES AND PROPOSITIONS AT THE GENERAL MUNICIPAL ELECTION HELD IN ST. LOUIS COUNTY, MISSOURI, ON APRIL 3, 2007. IN TESTIMONY WHEREOF, WE HAVE HEREUNTO SET OUR HAND AT OUR OFFICE IN MAPLEWOOD, ST. LOUIS COUNTY, MISSOURI, ON APRIL 13, 2007.



 JOHN J. DIEHL, JR.,
 CHAIRMAN



 CHAIM H. ZIMBALIST,
 SECRETARY



 ANITA T. YECKEL,
 COMMISSIONER



 WILLIAM MILLER, JR.,
 COMMISSIONER

ELECTION SUMMARY

GENERAL MUNICIPAL ELECTION
CITY OF BELLA VILLA
TUESDAY, APRIL 3, 2007

OFFICIAL RESULTS

RUN DATE:04/13/07 10:35 AM

01 = REGISTERED VOTERS - TOTAL	TOTAL	PERCENT	03 = VOTER TURNOUT - TOTAL	TOTAL	PERCENT
02 = BALLOTS CAST - TOTAL	436				9.63
	42				
	01	02	03		
0829 LEM25	77	5	6.49		
0830 LEM26	117	9	7.69		
0831 LEM27	121	19	15.70		
0832 LEM28	121	9	7.44		

ALDERMAN BELLA VILLA WARD ONE
(VOTE FOR) 1

01 = RICHARD HOMAN	12	100.00
02 = INVALID WRITE-IN	0	

	01	02
0829 LEM25	5	0
0830 LEM26	7	0

ALDERMAN BELLA VILLA WARD TWO
(VOTE FOR) 1

01 = KARIN GOUGH	15	100.00
02 = INVALID WRITE-IN	0	

	01	02
0831 LEM27	15	0

ALDERMAN BELLA VILLA WARD THREE
(VOTE FOR) 1

01 = PATRICK FERGUSON	7	100.00
02 = INVALID WRITE-IN	0	


	01	02
0832 LEM28	7	0


PROPOSITION 1 - CITY OF BELLA VILLA
* * LATERAL SEWERS * *

(VOTE FOR) 1		
01 = YES	20	50.00
02 = NO	20	50.00

	01	02
0829 LEM25	5	0
0830 LEM26	3	5
0831 LEM27	9	9
0832 LEM28	3	6

WE, THE BOARD OF ELECTION COMMISSIONERS OF ST. LOUIS COUNTY, MISSOURI, ACTING AS THE VERIFICATION BOARD PURSUANT TO 115.507,R.S.Mo 1978, HEREBY CERTIFY THE FOREGOING TO BE A TRUE AND CORRECT ABSTRACT OF VOTES CAST FOR THE CANDIDATES AND PROPOSITIONS AT THE GENERAL MUNICIPAL ELECTION HELD IN ST. LOUIS COUNTY, MISSOURI, ON APRIL 3, 2007. IN TESTIMONY WHEREOF, WE HAVE HEREUNTO SET OUR HAND AT OUR OFFICE IN MAPLEWOOD, ST. LOUIS COUNTY, MISSOURI, ON APRIL 13, 2007.


JOHN J. DIEHL, JR.,
CHAIRMAN


CHAIM H. ZIMBALIST,
SECRETARY


ANITA T. YECKEL,
COMMISSIONER


WILLIAM MILLER, JR.,
COMMISSIONER

ELECTION SUMMARY

RUN DATE:04/13/07 10:35 AM

GENERAL MUNICIPAL ELECTION
CITY OF BELLEFONTAINE NBRS
TUESDAY, APRIL 3, 2007


OFFICIAL RESULTS


	TOTAL	PERCENT	03 = VOTER TURNOUT - TOTAL	TOTAL	PERCENT
01 = REGISTERED VOTERS - TOTAL	6,953				
02 = BALLOTS CAST - TOTAL	1,895			27.25	
	01	02	03		
1496 SF13,14,23	1757	385	21.91		
1498 SF15,16,24,35	1899	569	29.96		
1501 SF18,20,22,42,43	1196	349	29.18		
1502 SF19,28	929	260	27.99		
1508 SF25	1042	299	28.69		
1509 SF26,36	130	33	25.38		

	VOTES		PERCENT		VOTES		PERCENT	
MAYOR BELLEFONTAINE NEIGHBORS								
(VOTE FOR) 1								
01 = SHIRLEY D. PARO	437	23.31	04 = TOMMIE PIERSON	220	11.73			
02 = MARTY RUDLOFF	1,049	55.95	05 = ANTHONY SMITH	150	8.00			
03 = ARNIE C. DIENOFF	19	1.01	06 = INVALID WRITE-IN	0				
	01	02	03	04	05	06		
1496 SF13,14,23	75	148	3	57	97	0		
1498 SF15,16,24,35	209	254	5	70	23	0		
1501 SF18,20,22,42,43	57	234	2	41	12	0		
1502 SF19,28	34	191	3	19	12	0		
1508 SF25	58	195	5	33	5	0		
1509 SF26,36	4	27	1	0	1	0		


	VOTES		PERCENT		VOTES		PERCENT	
ALDERMAN BELLEFONTAINE NEIGHBORS WARD 4								
(3 YEAR UNEXPIRED TERM)								
(VOTE FOR) 1								
01 = WILLIS DILLWORTH	131	35.69	03 = BILL KIEFER	80	21.80			
02 = AUDREY HOLLIS	156	42.51	04 = INVALID WRITE-IN	0				
	01	02	03	04				
1496 SF13,14,23	131	156	80	0				

WE, THE BOARD OF ELECTION COMMISSIONERS OF ST. LOUIS COUNTY, MISSOURI, ACTING AS THE VERIFICATION BOARD PURSUANT TO 115.507,R.S.Mo 1978, HEREBY CERTIFY THE FOREGOING TO BE A TRUE AND CORRECT ABSTRACT OF VOTES CAST FOR THE CANDIDATES AND PROPOSITIONS AT THE GENERAL MUNICIPAL ELECTION HELD IN ST. LOUIS COUNTY, MISSOURI, ON APRIL 3, 2007. IN TESTIMONY WHEREOF, WE HAVE HEREUNTO SET OUR HAND AT OUR OFFICE IN MAPLEWOOD, ST. LOUIS COUNTY, MISSOURI, ON APRIL 13, 2007.


JOHN J. DIEHL, JR.,
CHAIRMAN


CHAIM H. ZIMBALIST,
SECRETARY


ANITA T. YECKEL,
COMMISSIONER


WILLIAM MILLER, JR.,
COMMISSIONER

ELECTION SUMMARY

RUN DATE:04/13/07 10:36 AM

GENERAL MUNICIPAL ELECTION
VILLAGE OF BELLERIVE ACRES
TUESDAY, APRIL 3, 2007


OFFICIAL RESULTS

01 = REGISTERED VOTERS - TOTAL	TOTAL	PERCENT	03 = VOTER TURNOUT - TOTAL	TOTAL	PERCENT
02 = BALLOTS CAST - TOTAL	169	49		169	28.99
	01	02	03		
1186 NOR14	169	49	28.99		


TRUSTEE BELLERIVE ACRES (VOTE FOR) 2	VOTES	PERCENT	03 = INVALID WRITE-IN	VOTES	PERCENT
01 = ANN S KNAPP	45	52.94		1	1.18
02 = THOMAS KIELY	39	45.88			
	01	02	03		
1186 NOR14	45	39	1		

PROPOSITION 1 - VILLAGE OF BELLERIVE ACRES * * SALES TAX - GENERAL REVENUE * *	VOTES	PERCENT
(VOTE FOR) 1	42	87.50
01 = YES	6	12.50
02 = NO		
	01	02
1186 NOR14	42	6

WE, THE BOARD OF ELECTION COMMISSIONERS OF ST. LOUIS COUNTY, MISSOURI, ACTING AS THE VERIFICATION BOARD PURSUANT TO 115.507,R.S. Mo 1978, HEREBY CERTIFY THE FOREGOING TO BE A TRUE AND CORRECT ABSTRACT OF VOTES CAST FOR THE CANDIDATES AND PROPOSITIONS AT THE GENERAL MUNICIPAL ELECTION HELD IN ST. LOUIS COUNTY, MISSOURI, ON APRIL 3, 2007. IN TESTIMONY WHEREOF, WE HAVE HEREUNTO SET OUR HAND AT OUR OFFICE IN MAPLEWOOD, ST. LOUIS COUNTY, MISSOURI, ON APRIL 13, 2007.




JOHN J. DIEHL, JR.,
CHAIRMAN



CHAIM H. ZIMBALIST,
SECRETARY



ANITA T. YECKEL,
COMMISSIONER



WILLIAM MILLER, JR.,
COMMISSIONER

ELECTION SUMMARY
 RUN DATE:04/13/07 10:37 AM

GENERAL MUNICIPAL ELECTION
 CITY OF BEVERLY HILLS
 TUESDAY, APRIL 3, 2007

OFFICIAL RESULTS


	TOTAL	PERCENT		TOTAL	PERCENT
01 = REGISTERED VOTERS - TOTAL	414		03 = VOTER TURNOUT - TOTAL		25.12
02 = BALLOTS CAST - TOTAL	104				
	01	02	03		
1194 NOR22	245	39	15.92		
1205 NOR33	169	65	38.46		

	VOTES	PERCENT		VOTES	PERCENT
ALDERPERSON BEVERLY HILLS WARD 1 (VOTE FOR) 1					
01 = TACOMPSY F. HILL	18	28.13	03 = INVALID WRITE-IN	0	
02 = MARY PATTERSON	46	71.88			
	01	02	03		
1205 NOR33	18	46	0		


	VOTES	PERCENT		VOTES	PERCENT
ALDERPERSON BEVERLY HILLS WARD 2 (VOTE FOR) 1					
01 = JAMES E. SMITH	20	57.14	03 = INVALID WRITE-IN	0	
02 = LANGSTON D. CHAMBERS	15	42.86			
	01	02	03		
1194 NOR22	20	15	0		

	VOTES	PERCENT		VOTES	PERCENT
PROPOSITION 1 - CITY OF BEVERLY HILLS * * SALES TAX - PARKS & STORM WATER * *					
(VOTE FOR) 1					
01 = YES	42	42.42			
02 = NO	57	57.58			
	01	02			
1194 NOR22	17	19			
1205 NOR33	25	38			

WE, THE BOARD OF ELECTION COMMISSIONERS OF ST. LOUIS COUNTY, MISSOURI, ACTING AS THE VERIFICATION BOARD PURSUANT TO 115.507,R.S. Mo 1978, HEREBY CERTIFY THE FOREGOING TO BE A TRUE AND CORRECT ABSTRACT OF VOTES CAST FOR THE CANDIDATES AND PROPOSITIONS AT THE GENERAL MUNICIPAL ELECTION HELD IN ST. LOUIS COUNTY, MISSOURI, ON APRIL 3, 2007. IN TESTIMONY WHEREOF, WE HAVE HEREUNTO SET OUR HAND AT OUR OFFICE IN MAPLEWOOD, ST. LOUIS COUNTY, MISSOURI, ON APRIL 13, 2007.




 JOHN J. DIEHL, JR.,
 CHAIRMAN



 CHAIM H. ZIMBALIST,
 SECRETARY



 ANITA T. YECKEL,
 COMMISSIONER



 WILLIAM MILLER, JR.,
 COMMISSIONER

ELECTION SUMMARY

GENERAL MUNICIPAL ELECTION
CITY OF BLACK JACK
TUESDAY, APRIL 3, 2007

OFFICIAL RESULTS

RUN DATE:04/13/07 10:37 AM

	TOTAL	PERCENT		TOTAL	PERCENT
01 = REGISTERED VOTERS - TOTAL	4,661		03 = VOTER TURNOUT - TOTAL		4.08
02 = BALLOTS CAST - TOTAL	190				
	01	02	03		
0431 FER16	66	2	3.03		
0432 FER17	332	8	2.41		
0433 FER18	336	11	3.27		
0434 FER19	1186	44	3.71		
1541 SPL15	1063	67	6.30		
1547 SPL21	648	40	6.17		
1548 SPL22	981	14	1.43		
1559 SPL33	49	4	8.16		

MAYOR BLACK JACK

(VOTE FOR) 1

	VOTES	PERCENT
01 = NORMAN C. MCCOURT	173	99.43
02 = INVALID WRITE-IN	1	.57

	01	02
0431 FER16	1	0
0432 FER17	8	0
0433 FER18	11	0
0434 FER19	39	1
1541 SPL15	65	0
1547 SPL21	36	0
1548 SPL22	10	0
1559 SPL33	3	0

TREASURER BLACK JACK

(VOTE FOR) 1

	VOTES	PERCENT
01 = JOHN E. WALKER	172	99.42
02 = INVALID WRITE-IN	1	.58

	01	02
0431 FER16	2	0
0432 FER17	7	0
0433 FER18	10	0
0434 FER19	40	1
1541 SPL15	65	0
1547 SPL21	35	0
1548 SPL22	10	0
1559 SPL33	3	0

COUNCILPERSON BLACK JACK WARD 1

(VOTE FOR) 1

	VOTES	PERCENT
01 = RICK STEIGERWALD	39	97.50
02 = INVALID WRITE-IN	1	2.50

	01	02
0434 FER19	39	1

COUNCILPERSON BLACK JACK WARD 2

(VOTE FOR) 1

	VOTES	PERCENT
01 = ALBERT N. SCHROEDER	41	100.00
02 = INVALID WRITE-IN	0	

	01	02
0432 FER17	6	0
1547 SPL21	35	0

COUNCILPERSON BLACK JACK WARD 3

(VOTE FOR) 1

	VOTES	PERCENT
01 = BRENDA M. BOYD	69	100.00
02 = INVALID WRITE-IN	0	

	01	02
0431 FER16	2	0
1541 SPL15	64	0
1559 SPL33	3	0


COUNCILPERSON BLACK JACK WARD 4

(VOTE FOR) 1


	VOTES	PERCENT
01 = JOHN E. TAYLOR	22	100.00
02 = INVALID WRITE-IN	0	

	01	02

WE, THE BOARD OF ELECTION COMMISSIONERS OF ST. LOUIS COUNTY, MISSOURI, ACTING AS THE VERIFICATION BOARD PURSUANT TO 115.507, R.S. Mo 1978, HEREBY CERTIFY THE FOREGOING TO BE A TRUE AND CORRECT ABSTRACT OF VOTES CAST FOR THE CANDIDATES AND PROPOSITIONS AT THE GENERAL MUNICIPAL ELECTION HELD IN ST. LOUIS COUNTY, MISSOURI, ON APRIL 3, 2007. IN TESTIMONY WHEREOF, WE HAVE HEREUNTO SET OUR HAND AT OUR OFFICE IN MAPLEWOOD, ST. LOUIS COUNTY, MISSOURI, ON APRIL 13, 2007.



JOHN J. DIEHL, JR.,
CHAIRMAN



CHAIM H. ZIMBALIST,
SECRETARY



ANITA T. YECKEL,
COMMISSIONER



WILLIAM MILLER, JR.,
COMMISSIONER

ELECTION SUMMARY

RUN DATE:04/13/07 10:37 AM

GENERAL MUNICIPAL ELECTION
CITY OF BRECKENRIDGE HILLS
TUESDAY, APRIL 3, 2007

OFFICIAL RESULTS

01 = REGISTERED VOTERS - TOTAL		TOTAL	PERCENT		03 = VOTER TURNOUT - TOTAL	TOTAL	PERCENT
02 = BALLOTS CAST - TOTAL		2,324					13.86
		322					

		01	02	03			
		-----	-----	-----			
0994 MID7,37,AP22		490	50	10.20			
1008 MID21,41		566	74	13.07			
1009 MID22		639	125	19.56			
1034 MID47		629	73	11.61			

		VOTES	PERCENT	
COUNCIL PERSON BRECKENRIDGE HILLS WARD 1				
(VOTE FOR) 1				
01 = SANDRA JONES-EDWARDS		67	98.53	
02 = INVALID WRITE-IN		1	1.47	

		01	02	
		-----	-----	
1008 MID21,41		67	1	

		VOTES	PERCENT	
COUNCIL PERSON BRECKENRIDGE HILLS WARD 2				
(VOTE FOR) 1				
01 = JUDY GASSMANN		70	98.59	
02 = INVALID WRITE-IN		1	1.41	

		01	02	
		-----	-----	
1034 MID47		70	1	


		VOTES	PERCENT		VOTES	PERCENT
COUNCIL PERSON BRECKENRIDGE HILLS WARD 3						
(VOTE FOR) 1						
01 = GEORGE D. BEEMAN		81	65.85			
02 = CHERYL L. MATLOCK		42	34.15	03 = INVALID WRITE-IN		0


		01	02	03		
		-----	-----	-----		
1009 MID22		81	42	0		

		VOTES	PERCENT	
COUNCIL PERSON BRECKENRIDGE HILLS WARD 4				
(VOTE FOR) 1				
01 = JOHN K. WOODLAND, SR.		37	97.37	
02 = INVALID WRITE-IN		1	2.63	

		01	02	
		-----	-----	
0994 MID7,37,AP22		37	1	

WE, THE BOARD OF ELECTION COMMISSIONERS OF ST. LOUIS COUNTY, MISSOURI, ACTING AS THE VERIFICATION BOARD PURSUANT TO 115.507,R.S.Mo 1978, HEREBY CERTIFY THE FOREGOING TO BE A TRUE AND CORRECT ABSTRACT OF VOTES CAST FOR THE CANDIDATES AND PROPOSITIONS AT THE GENERAL MUNICIPAL ELECTION HELD IN ST. LOUIS COUNTY, MISSOURI, ON APRIL 3, 2007. IN TESTIMONY WHEREOF, WE HAVE HEREUNTO SET OUR HAND AT OUR OFFICE IN MAPLEWOOD, ST. LOUIS COUNTY, MISSOURI, ON APRIL 13, 2007.


JOHN J. DIEHL, JR.,
CHAIRMAN


CHAIM H. ZIMBALIST,
SECRETARY


ANITA T. YECKEL,
COMMISSIONER


WILLIAM MILLER, JR.,
COMMISSIONER

ELECTION SUMMARY
 RUN DATE:04/13/07 10:38 AM

GENERAL MUNICIPAL ELECTION
 CITY OF BRENTWOOD
 TUESDAY, APRIL 3, 2007

OFFICIAL RESULTS

	TOTAL	PERCENT		TOTAL	PERCENT
01 = REGISTERED VOTERS - TOTAL	5,419		03 = VOTER TURNOUT - TOTAL	1,044	19.27
02 = BALLOTS CAST - TOTAL	1,044				
	01	02	03		
0316 CLA28,38,39,42	1083	227	20.96		
0318 CLA30,31,57,58	1296	119	9.18		
0320 CLA32,35	1481	388	26.20		
0329 CLA41	89	24	26.97		
0331 CLA43,46,48,49,51	1388	269	19.38		
0347 CLA59	35	9	25.71		
0348 CLA60	47	8	17.02		

	VOTES	PERCENT		VOTES	PERCENT
MAYOR BRENTWOOD (VOTE FOR) 1					
01 = PAT KELLY	865	83.25			
02 = DAVID C. KARTYE	169	16.27	03 = INVALID WRITE-IN	5	.48
	01	02	03		
0316 CLA28,38,39,42	173	52	0		
0318 CLA30,31,57,58	94	24	1		
0320 CLA32,35	346	39	1		
0329 CLA41	23	1	0		
0331 CLA43,46,48,49,51	217	49	3		
0347 CLA59	8	1	0		
0348 CLA60	4	3	0		

	VOTES	PERCENT		VOTES	PERCENT
MUNICIPAL JUDGE BRENTWOOD (VOTE FOR) 1					
01 = RON HILL	911	99.35			
02 = INVALID WRITE-IN	6	.65			
	01	02			
0316 CLA28,38,39,42	195	0			
0318 CLA30,31,57,58	105	0			
0320 CLA32,35	335	1			
0329 CLA41	20	0			
0331 CLA43,46,48,49,51	243	5			
0347 CLA59	7	0			
0348 CLA60	6	0			


	VOTES	PERCENT		VOTES	PERCENT
ALDERMAN BRENTWOOD WARD 1 (VOTE FOR) 1					
01 = BARB CROSS	384	99.22			
02 = INVALID WRITE-IN	3	.78			
	01	02			
0320 CLA32,35	371	3			
0347 CLA59	7	0			
0348 CLA60	6	0			

	VOTES	PERCENT		VOTES	PERCENT
ALDERMAN BRENTWOOD WARD 2 (VOTE FOR) 1					
01 = LEE WYNN	156	62.65			
02 = STEPHEN MOELM	93	37.35	03 = INVALID WRITE-IN	0	
	01	02	03		
0316 CLA28,38,39,42	136	89	0		
0329 CLA41	20	4	0		


	VOTES	PERCENT		VOTES	PERCENT
ALDERMAN BRENTWOOD WARD 3 (VOTE FOR) 1					
01 = KEITH ROBERTSON	246	98.40			
02 = INVALID WRITE-IN	4	1.60			
	01	02			
0331 CLA43,46,48,49,51	246	4			

	VOTES	PERCENT		VOTES	PERCENT
ALDERMAN BRENTWOOD WARD 4 (VOTE FOR) 1					
01 = THOMAS KRAMER	110	99.10			
02 = INVALID WRITE-IN	1	.90			
	01	02			
0318 CLA30,31,57,58	110	1			

WE, THE BOARD OF ELECTION COMMISSIONERS OF ST. LOUIS COUNTY, MISSOURI, ACTING AS THE VERIFICATION BOARD PURSUANT TO 115.507, R.S. Mo 1978, HEREBY CERTIFY THE FOREGOING TO BE A TRUE AND CORRECT ABSTRACT OF VOTES CAST FOR THE CANDIDATES AND PROPOSITIONS AT THE GENERAL MUNICIPAL ELECTION HELD IN ST. LOUIS COUNTY, MISSOURI, ON APRIL 3, 2007. IN TESTIMONY WHEREOF, WE HAVE HEREUNTO SET OUR HAND AT OUR OFFICE IN MAPLEWOOD, ST. LOUIS COUNTY, MISSOURI, ON APRIL 13, 2007.




JOHN J. DIEHL, JR.,
CHAIRMAN



CHAIM H. ZIMBALIST,
SECRETARY



ANITA T. YECKEL,
COMMISSIONER



WILLIAM MILLER, JR.,
COMMISSIONER

ELECTION SUMMARY

GENERAL MUNICIPAL ELECTION
CITY OF BRIDGETON
TUESDAY, APRIL 3, 2007

OFFICIAL RESULTS

RUN DATE:04/13/07 10:38 AM

	01	02	03	TOTAL	PERCENT	03 = VOTER TURNOUT - TOTAL	TOTAL	PERCENT
01 = REGISTERED VOTERS - TOTAL				7,661				
02 = BALLOTS CAST - TOTAL				2,267				29.59
0017 AP17	1810	579	31	199				
0023 AP23	245	48	19	59				
0026 AP26,64,NW14	15	1	6	67				
0029 AP29,35,38,42,53	265	12	4	53				
0047 AP47	51	0	0	00				
0066 AP66	178	29	16	29				
1309 NW3,10	714	247	34	59				
1313 NW7	21	14	66	67				
1314 NW8,31,32,57	786	187	23	79				
1318 NW12	1315	405	30	80				
1323 NW17,45,53,68	309	97	31	39				
1330 NW24,44,56	91	2	2	20				
1332 NW26	84	35	41	67				
1335 NW29,38,42,50	377	40	10	61				
1343 NW37	798	347	43	48				
1349 NW43	66	31	46	97				
1361 NW55	526	193	36	69				
1375 NW69,70,79	10	0	0	00				

	VOTES				PERCENT	VOTES				PERCENT
MAYOR BRIDGETON (VOTE FOR) 1										
01 = BARBARA ABRAM				653	29.00	03 = FERD FETSCH	458	20.34		
02 = CONRAD W. BOWERS				1,141	50.67	04 = INVALID WRITE-IN	0			
0017 AP17	240	263	73	0						
0023 AP23	26	16	5	0						
0026 AP26,64,NW14	0	1	0	0						
0029 AP29,35,38,42,53	5	3	4	0						
0047 AP47	0	0	0	0						
0066 AP66	12	15	2	0						
1309 NW3,10	43	134	69	0						
1313 NW7	0	14	0	0						
1314 NW8,31,32,57	48	76	58	0						
1318 NW12	60	221	123	0						
1323 NW17,45,53,68	25	59	10	0						
1330 NW24,44,56	0	1	1	0						
1332 NW26	12	21	2	0						
1335 NW29,38,42,50	3	26	11	0						
1343 NW37	127	171	48	0						
1349 NW43	7	18	6	0						
1361 NW55	45	102	46	0						
1375 NW69,70,79	0	0	0	0						

	VOTES		PERCENT
MUNICIPAL JUDGE BRIDGETON (VOTE FOR) 1			
01 = JOSEPH W. LARREW	1,865	99.73	
02 = INVALID WRITE-IN	5	.27	
0017 AP17	469	1	
0023 AP23	36	0	
0026 AP26,64,NW14	0	0	
0029 AP29,35,38,42,53	8	0	
0047 AP47	0	0	
0066 AP66	24	0	
1309 NW3,10	214	2	
1313 NW7	12	0	
1314 NW8,31,32,57	152	0	
1318 NW12	337	0	
1323 NW17,45,53,68	78	0	
1330 NW24,44,56	1	0	
1332 NW26	22	0	
1335 NW29,38,42,50	34	1	
1343 NW37	286	0	
1349 NW43	29	0	
1361 NW55	163	1	
1375 NW69,70,79	0	0	

	VOTES		PERCENT
COUNCILMAN BRIDGETON WARD 1 (VOTE FOR) 1			
01 = DICK PROUHET	122	97.60	
02 = INVALID WRITE-IN	3	2.40	
0029 AP29,35,38,42,53	10	0	
0047 AP47	0	0	
0066 AP66	23	0	
1313 NW7	11	1	
1323 NW17,45,53,68	77	2	
1330 NW24,44,56	1	0	

	VOTES	PERCENT
COUNCILMAN BRIDGETON WARD 2		
(VOTE FOR) 1		
01 = THOMAS R. FEHRENBACHER	220	100.00
02 = INVALID WRITE-IN	0	

	01	02

1314 NW8,31,32,57	157	0
1335 NW29,38,42,50	34	0
1349 NW43	29	0
1375 NW69,70,79	0	0

	VOTES	PERCENT
COUNCILMAN BRIDGETON WARD 3		
(VOTE FOR) 1		
01 = ANDREW M. KASPRZYK	730	99.32
02 = INVALID WRITE-IN	5	.68

	01	02


1309 NW3,10	217	5
1318 NW12	351	0
1361 NW55	162	0

	VOTES	PERCENT
COUNCILMAN BRIDGETON WARD 4		
(VOTE FOR) 1		
01 = SUSAN COLLIER	838	98.59
02 = INVALID WRITE-IN	12	1.41


	01	02

0017 AP17	492	6
0023 AP23	39	1
0026 AP26,64,NW14	1	0
1332 NW26	27	0
1343 NW37	279	5

WE, THE BOARD OF ELECTION COMMISSIONERS OF ST. LOUIS COUNTY, MISSOURI, ACTING AS THE VERIFICATION BOARD PURSUANT TO 115.507,R.S.Mo 1978, HEREBY CERTIFY THE FOREGOING TO BE A TRUE AND CORRECT ABSTRACT OF VOTES CAST FOR THE CANDIDATES AND PROPOSITIONS AT THE GENERAL MUNICIPAL ELECTION HELD IN ST. LOUIS COUNTY, MISSOURI, ON APRIL 3, 2007. IN TESTIMONY WHEREOF, WE HAVE HEREUNTO SET OUR HAND AT OUR OFFICE IN MAPLEWOOD, ST. LOUIS COUNTY, MISSOURI, ON APRIL 13, 2007.




 JOHN J. DIEHL, JR.,
 CHAIRMAN



 CHAIM H. ZIMBALIST,
 SECRETARY



 ANITA T. YECKEL,
 COMMISSIONER



 WILLIAM MILLER, JR.,
 COMMISSIONER

ELECTION SUMMARY

RUN DATE:04/13/07 10:39 AM


GENERAL MUNICIPAL ELECTION
 VILLAGE OF CALVERTON PARK
 TUESDAY, APRIL 3, 2007

OFFICIAL RESULTS


	TOTAL	PERCENT		TOTAL	PERCENT
01 = REGISTERED VOTERS - TOTAL	841		03 = VOTER TURNOUT - TOTAL		10.23
02 = BALLOTS CAST - TOTAL	86				
	01	02	03		
0428 FER13,23,51	841	86	10.23		

	VOTES	PERCENT		VOTES	PERCENT
TRUSTEE CALVERTON PARK (VOTE FOR) 3					
01 = ROBERT A. BRADLEY	78	32.37	04 = RAY H. BAKER	22	9.13
02 = DAVE ROBBINS	75	31.12	05 = INVALID WRITE-IN	0	
03 = MANUEL L. MEDEIROS	66	27.39			
	01	02	03	04	05
0428 FER13,23,51	78	75	66	22	0

WE, THE BOARD OF ELECTION COMMISSIONERS OF ST. LOUIS COUNTY, MISSOURI, ACTING AS THE VERIFICATION BOARD PURSUANT TO 115.507,R.S. Mo 1978, HEREBY CERTIFY THE FOREGOING TO BE A TRUE AND CORRECT ABSTRACT OF VOTES CAST FOR THE CANDIDATES AND PROPOSITIONS AT THE GENERAL MUNICIPAL ELECTION HELD IN ST. LOUIS COUNTY, MISSOURI, ON APRIL 3, 2007. IN TESTIMONY WHEREOF, WE HAVE HEREUNTO SET OUR HAND AT OUR OFFICE IN MAPLEWOOD, ST. LOUIS COUNTY, MISSOURI, ON APRIL 13, 2007.




 JOHN J. DIEHL, JR.,
 CHAIRMAN



 CHAIM H. ZIMBALIST,
 SECRETARY



 ANITA T. YECKEL,
 COMMISSIONER



 WILLIAM MILLER, JR.,
 COMMISSIONER

ELECTION SUMMARY

RUN DATE:04/13/07 10:39 AM

GENERAL MUNICIPAL ELECTION
VILLAGE OF CHAMP
TUESDAY, APRIL 3, 2007

OFFICIAL RESULTS

01 = REGISTERED VOTERS - TOTAL
02 = BALLOTS CAST - TOTAL

TOTAL PERCENT
12
12

03 = VOTER TURNOUT - TOTAL

TOTAL PERCENT
100.00

01	02	03
12	12	100.0

1327 NW21

TRUSTEE CHAMP

VOTES PERCENT

VOTES PERCENT

(VOTE FOR) 5

01 = CHARLES (DALE) MILLER
02 = BARBARA L. MILLER
03 = LINDA MOSS
04 = NORM BEAN

11 19.64
9 16.07
10 17.86
11 19.64


05 = VERA BEAN
06 = DALE ERNST
07 = INVALID WRITE-IN

11 19.64
4 7.14
0


01	02	03	04	05	06	07
11	9	10	11	11	4	0

1327 NW21

WE, THE BOARD OF ELECTION COMMISSIONERS OF ST. LOUIS COUNTY, MISSOURI, ACTING AS THE VERIFICATION BOARD PURSUANT TO 115.507,R.S.Mo 1978, HEREBY CERTIFY THE FOREGOING TO BE A TRUE AND CORRECT ABSTRACT OF VOTES CAST FOR THE CANDIDATES AND PROPOSITIONS AT THE GENERAL MUNICIPAL ELECTION HELD IN ST. LOUIS COUNTY, MISSOURI, ON APRIL 3, 2007. IN TESTIMONY WHEREOF, WE HAVE HEREUNTO SET OUR HAND AT OUR OFFICE IN MAPLEWOOD, ST. LOUIS COUNTY, MISSOURI, ON APRIL 13, 2007.



JOHN J. DIEHL, JR.,
CHAIRMAN



CHAIM H. ZIMBALIST,
SECRETARY



ANITA T. YECKEL,
COMMISSIONER



WILLIAM MILLER, JR.,
COMMISSIONER

ELECTION SUMMARY

GENERAL MUNICIPAL ELECTION
CITY OF CHARLACK
TUESDAY, APRIL 3, 2007

OFFICIAL RESULTS

RUN DATE:04/13/07 10:40 AM

01 = REGISTERED VOTERS - TOTAL	TOTAL	PERCENT	03 = VOTER TURNOUT - TOTAL	TOTAL	PERCENT
02 = BALLOTS CAST - TOTAL	732			216	29.51
	216				
	01	02	03		
1003 MID16,20,51	369	120	32.52		
1016 MID29	62	6	9.68		
1036 MID49	86	2	2.33		
1052 MID65,66	162	71	43.83		
1056 MID69	53	17	32.08		

ALDERMAN CHARLACK WARD 1	VOTES	PERCENT	VOTES	PERCENT
(VOTE FOR) 1				
01 = CHRIS BRUN	31	39.74		
02 = ANDRE MORICE	47	60.26	03 = INVALID WRITE-IN	0
	01	02	03	
1016 MID29	3	2	0	
1036 MID49	2	0	0	
1052 MID65,66	26	45	0	


ALDERMAN CHARLACK WARD 2	VOTES	PERCENT		
(VOTE FOR) 1				
01 = LISA BUSCHMANN	68	51.52		
02 = RICHARD BROWNING (63 WRITE-IN VOTES)OF	64	48.48		
	01	02		
1003 MID16,20,51	64	52		
1056 MID69	4	12		

PROPOSITION A - CITY OF CHARLACK	VOTES	PERCENT		
** LICENSE TAX - OUTDOOR ADVERTISEMENTS **				
(VOTE FOR) 1				
01 = YES	142	66.67		
02 = NO	71	33.33		
	01	02		
1003 MID16,20,51	73	47		
1016 MID29	5	1		
1036 MID49	1	1		
1052 MID65,66	53	16		
1056 MID69	10	6		


PROPOSITION E - CITY OF CHARLACK	VOTES	PERCENT		
** SALES TAX - ECONOMIC DEVELOPMENT **				
(VOTE FOR) 1				
01 = YES	95	44.60		
02 = NO	118	55.40		
	01	02		
1003 MID16,20,51	50	70		
1016 MID29	4	2		
1036 MID49	0	2		
1052 MID65,66	39	30		
1056 MID69	2	14		

PROPOSITION P - CITY OF CHARLACK	VOTES	PERCENT		
** SALES TAX - STORM WATER & PARKS **				
(VOTE FOR) 1				
01 = YES	103	48.58		
02 = NO	109	51.42		
	01	02		
1003 MID16,20,51	59	60		
1016 MID29	3	3		
1036 MID49	0	2		
1052 MID65,66	39	30		
1056 MID69	2	14		

WE, THE BOARD OF ELECTION COMMISSIONERS OF ST. LOUIS COUNTY, MISSOURI, ACTING AS THE VERIFICATION BOARD PURSUANT TO 115.507, R.S. Mo 1978, HEREBY CERTIFY THE FOREGOING TO BE A TRUE AND CORRECT ABSTRACT OF VOTES CAST FOR THE CANDIDATES AND PROPOSITIONS AT THE GENERAL MUNICIPAL ELECTION HELD IN ST. LOUIS COUNTY, MISSOURI, ON APRIL 3, 2007. IN TESTIMONY WHEREOF, WE HAVE HEREUNTO SET OUR HAND AT OUR OFFICE IN MAPLEWOOD, ST. LOUIS COUNTY, MISSOURI, ON APRIL 13, 2007.




JOHN J. DIEHL, JR.,
CHAIRMAN



CHAIM H. ZIMBALIST,
SECRETARY



ANITA T. YECKEL,
COMMISSIONER



WILLIAM MILLER, JR.,
COMMISSIONER

ELECTION SUMMARY

RUN DATE:04/13/07 10:40 AM

GENERAL MUNICIPAL ELECTION
CITY OF CHESTERFIELD
TUESDAY, APRIL 3, 2007

OFFICIAL RESULTS

	TOTAL	PERCENT	03 = VOTER TURNOUT - TOTAL	TOTAL	PERCENT
01 = REGISTERED VOTERS - TOTAL	34,388				
02 = BALLOTS CAST - TOTAL	3,797				11.04
	01	02	03		
0219 CHE2,15,16,71	1917	274	14.29		
0225 CHE8,33	1605	185	11.53		
0227 CHE10	770	100	12.99		
0229 CHE12	394	51	12.94		
0235 CHE18	767	131	17.08		
0239 CHE22,45	1073	93	8.67		
0240 CHE23	23	0	.00		
0247 CHE30,69	575	37	6.43		
0248 CHE31,LAF47	166	21	12.65		
0249 CHE32	62	2	3.23		
0253 CHE36,68	174	14	8.05		
0258 CHE41	97	6	6.19		
0259 CHE42,43,44,LAF30	1662	206	12.39		
0263 CHE46	1891	286	15.12		
0265 CHE48,59	828	100	12.08		
0269 CHE52	15	3	20.00		
0279 CHE62,70	679	56	8.25		
0281 CHE64	812	140	17.24		
0284 CHE67	718	97	13.51		
0702 LAF6	1157	76	6.57		
0703 LAF7,8,13	864	64	7.41		
0705 LAF 9,10	994	87	8.75		
0707 LAF11,12	664	52	7.83		
0710 LAF14	719	42	5.84		
0724 LAF28,55	901	48	5.33		
0725 LAF29	1060	105	9.91		
0727 LAF31	887	137	15.45		
0728 LAF32	932	126	13.52		
0729 LAF33	1047	96	9.17		
0737 LAF41	1147	128	11.16		
0738 LAF42	435	37	8.51		
0742 LAF46	198	8	4.04		
0750 LAF54	558	22	3.94		
0926 MHT1,4,5	1351	132	9.77		
0927 MHT2,24,26	1369	179	13.08		
0928 MHT3,56,MR79,93	1550	175	11.29		
0932 MHT7,39,MR52	1045	79	7.56		
0944 MHT19,27	1477	223	15.10		
1121 MR53,94	884	81	9.16		
1132 MR64,95,96	685	67	9.78		
1155 MR87	236	31	13.14		

	VOTES	PERCENT		VOTES	PERCENT
COUNCILMEMBER CHESTERFIELD WARD I (VOTE FOR) 1					
01 = JANE DURRELL	820	99.15			
02 = INVALID WRITE-IN	7	.85			
	01	02			
0240 CHE23	0	0			
0258 CHE41	6	0			
0265 CHE48,59	87	1			
0926 MHT1,4,5	112	1			
0927 MHT2,24,26	152	1			
0928 MHT3,56,MR79,93	139	1			
0932 MHT7,39,MR52	69	0			
0944 MHT19,27	188	2			
1121 MR53,94	67	1			


	VOTES	PERCENT		VOTES	PERCENT
COUNCILMEMBER CHESTERFIELD WARD II (VOTE FOR) 1					
01 = LEE ERICKSON	547	53.94			
02 = LYNN O'CONNOR	464	45.76	03 = INVALID WRITE-IN	3	.30
	01	02	03		
0229 CHE12	17	31	0		
0239 CHE22,45	51	31	2		
0247 CHE30,69	16	17	1		
0259 CHE42,43,44,LAF30	118	82	0		
0263 CHE46	108	173	0		
0284 CHE67	54	37	0		
0707 LAF11,12	39	13	0		
0727 LAF31	81	49	0		
1132 MR64,95,96	43	20	0		
1155 MR87	20	11	0		

	VOTES	PERCENT		VOTES	PERCENT
COUNCILMEMBER CHESTERFIELD WARD III (VOTE FOR) 1					
01 = DANIEL HURT	659	98.21			
02 = INVALID WRITE-IN	12	1.79			
	01	02			
0248 CHE31,LAF47	20	0			
0249 CHE32	2	0			
0253 CHE36,68	9	0			


0702 LAF6	66	0
0703 LAF7,8,13	60	0
0705 LAF 9,10	82	0
0710 LAF14	30	3
0724 LAF28,55	47	0
0725 LAF29	90	3
0728 LAF32	111	0
0729 LAF33	88	2
0738 LAF42	30	2
0742 LAF46	5	1
0750 LAF54	19	1

		VOTES		PERCENT		VOTES		PERCENT			
COUNCILMEMBER CHESTERFIELD WARD IV											
(VOTE FOR) 1											
01 = ROBERT LIEBE, JR.		22		2.24		03 = STEPHANIE MACALUSO		456		46.34	
02 = BOB NATION		501		50.91		04 = INVALID WRITE-IN		5		.51	
		-----		-----							
		01		02		03		04			
		-----		-----		-----		-----			
0219 CHE2,15,16,71	6	125	133	0							
0225 CHE8,33	2	119	55	4							
0227 CHE10	6	60	33	0							
0235 CHE18	2	38	82	0							
0269 CHE52	1	1	1	0							
0279 CHE62,70	1	41	12	0							
0281 CHE64	0	62	77	0							
0737 LAF41	4	55	63	1							

WE, THE BOARD OF ELECTION COMMISSIONERS OF ST. LOUIS COUNTY, MISSOURI, ACTING AS THE VERIFICATION BOARD PURSUANT TO 115.507,R.S.Mo 1978, HEREBY CERTIFY THE FOREGOING TO BE A TRUE AND CORRECT ABSTRACT OF VOTES CAST FOR THE CANDIDATES AND PROPOSITIONS AT THE GENERAL MUNICIPAL ELECTION HELD IN ST. LOUIS COUNTY, MISSOURI, ON APRIL 3, 2007. IN TESTIMONY WHEREOF, WE HAVE HEREUNTO SET OUR HAND AT OUR OFFICE IN MAPLEWOOD, ST. LOUIS COUNTY, MISSOURI, ON APRIL 13, 2007.



 JOHN J. DIEHL, JR.,
 CHAIRMAN



 CHAIM H. ZIMBALIST,
 SECRETARY



 ANITA T. YECKEL,
 COMMISSIONER



 WILLIAM MILLER, JR.,
 COMMISSIONER

ELECTION SUMMARY

GENERAL MUNICIPAL ELECTION
CITY OF CLARKSON VALLEY
TUESDAY, APRIL 3, 2007

OFFICIAL RESULTS

RUN DATE:04/13/07 10:40 AM

01 = REGISTERED VOTERS - TOTAL	TOTAL	PERCENT	03 = VOTER TURNOUT - TOTAL	TOTAL	PERCENT
02 = BALLOTS CAST - TOTAL	2,023				8.01
	162				
	01	02	03		
0220 CHE3	431	30	6.96		
0221 CHE4	688	61	8.87		
0226 CHE9	681	48	7.05		
0228 CHE11	223	23	10.31		

			VOTES	PERCENT		
MAYOR CLARKSON VALLEY						
(VOTE FOR) 1						
01 = SCOTT DOUGLASS			142	97.93		
02 = INVALID WRITE-IN			3	2.07		
	01	02				
0220 CHE3	26	0				
0221 CHE4	55	1				
0226 CHE9	43	0				
0228 CHE11	18	2				


			VOTES	PERCENT	VOTES	PERCENT
ALDERPERSON CLARKSON VALLEY WARD 1						
(VOTE FOR) 1						
01 = JAMES F. MEYER			47	82.46		
02 = WALT MIXSON			10	17.54	03 = INVALID WRITE-IN	0
	01	02	03			
0221 CHE4	47	10	0			

			VOTES	PERCENT		
ALDERPERSON CLARKSON VALLEY WARD 2						
(VOTE FOR) 1						
01 = HONORA SCHILLER			38	97.44		
02 = INVALID WRITE-IN			1	2.56		
	01	02				
0226 CHE9	38	1				


			VOTES	PERCENT		
ALDERPERSON CLARKSON VALLEY WARD 3						
(2 YEAR TERM)						
(VOTE FOR) 1						
01 = F. SCOTT SCHULTZ			45	100.00		
02 = INVALID WRITE-IN			0			
	01	02				
0220 CHE3	25	0				
0228 CHE11	20	0				

			VOTES	PERCENT		
ALDERPERSON CLARKSON VALLEY WARD 3						
(1 YEAR UNEXPIRED TERM)						
(VOTE FOR) 1						
01 = PAUL YOUNG			43	97.73		
02 = INVALID WRITE-IN			1	2.27		
	01	02				
0220 CHE3	25	1				
0228 CHE11	18	0				

WE, THE BOARD OF ELECTION COMMISSIONERS OF ST. LOUIS COUNTY, MISSOURI, ACTING AS THE VERIFICATION BOARD PURSUANT TO 115.507, R.S. Mo 1978, HEREBY CERTIFY THE FOREGOING TO BE A TRUE AND CORRECT ABSTRACT OF VOTES CAST FOR THE CANDIDATES AND PROPOSITIONS AT THE GENERAL MUNICIPAL ELECTION HELD IN ST. LOUIS COUNTY, MISSOURI, ON APRIL 3, 2007. IN TESTIMONY WHEREOF, WE HAVE HEREUNTO SET OUR HAND AT OUR OFFICE IN MAPLEWOOD, ST. LOUIS COUNTY, MISSOURI, ON APRIL 13, 2007.




JOHN J. DIEHL, JR.,
CHAIRMAN



CHAIM H. ZIMBALIST,
SECRETARY



ANITA T. YECKEL,
COMMISSIONER



WILLIAM MILLER, JR.,
COMMISSIONER

ELECTION SUMMARY

GENERAL MUNICIPAL ELECTION
CITY OF CLAYTON
TUESDAY, APRIL 3, 2007

OFFICIAL RESULTS

RUN DATE:04/13/07 10:41 AM

	TOTAL	PERCENT		TOTAL	PERCENT
01 = REGISTERED VOTERS - TOTAL	9,647		03 = VOTER TURNOUT - TOTAL		9.57
02 = BALLOTS CAST - TOTAL	923				
	01	02	03		
0290 CLA2,8,44,53	1470	207	14.08		
0291 CLA3,10,11	1953	173	8.86		
0292 CLA4	519	53	10.21		
0604 HAD1,2,3,30	1981	207	10.45		
0608 HAD5	377	40	10.61		
0617 HAD14	2194	133	6.06		
0618 HAD15,16	1028	85	8.27		
0640 HAD37	125	25	20.00		

MAYOR CLAYTON
(VOTE FOR) 1

	VOTES	PERCENT
01 = LINDA GOLDSTEIN	769	97.47
02 = INVALID WRITE-IN	20	2.53

	01	02
0290 CLA2,8,44,53	171	5
0291 CLA3,10,11	149	6
0292 CLA4	47	0
0604 HAD1,2,3,30	178	3
0608 HAD5	29	0
0617 HAD14	115	0
0618 HAD15,16	63	6
0640 HAD37	17	0

ALDERMAN CLAYTON WARD I
(1 YEAR UNEXPIRED TERM)
(VOTE FOR) 1

	VOTES	PERCENT
01 = ANDREA MADDOX-DALLAS	189	98.44
02 = INVALID WRITE-IN	3	1.56

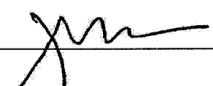
	01	02
0617 HAD14	118	0
0618 HAD15,16	71	3

PROPOSITION E - CITY OF CLAYTON
* * CHARTER AMEND - ELECTION PROCESS * *


	VOTES	PERCENT
(VOTE FOR) 1		
01 = FOR THE PROPOSITION YES	677	82.86
02 = FOR THE PROPOSITION NO	140	17.14

	01	02
0290 CLA2,8,44,53	157	30
0291 CLA3,10,11	133	20
0292 CLA4	39	10
0604 HAD1,2,3,30	167	24
0608 HAD5	29	4
0617 HAD14	92	19
0618 HAD15,16	45	30
0640 HAD37	15	3

WE, THE BOARD OF ELECTION COMMISSIONERS OF ST. LOUIS COUNTY, MISSOURI, ACTING AS THE VERIFICATION BOARD PURSUANT TO 115.507,R.S. Mo 1978, HEREBY CERTIFY THE FOREGOING TO BE A TRUE AND CORRECT ABSTRACT OF VOTES CAST FOR THE CANDIDATES AND PROPOSITIONS AT THE GENERAL MUNICIPAL ELECTION HELD IN ST. LOUIS COUNTY, MISSOURI, ON APRIL 3, 2007. IN TESTIMONY WHEREOF, WE HAVE HEREUNTO SET OUR HAND AT OUR OFFICE IN MAPLEWOOD, ST. LOUIS COUNTY, MISSOURI, ON APRIL 13, 2007.




JOHN J. DIEHL, JR.,
CHAIRMAN



CHAIM H. ZIMBALIST,
SECRETARY



ANITA T. YECKEL,
COMMISSIONER



WILLIAM MILLER, JR.,
COMMISSIONER

ELECTION SUMMARY

GENERAL MUNICIPAL ELECTION
CITY OF COOL VALLEY
TUESDAY, APRIL 3, 2007

OFFICIAL RESULTS

RUN DATE:04/13/07 10:41 AM

01 = REGISTERED VOTERS - TOTAL		TOTAL	PERCENT		03 = VOTER TURNOUT - TOTAL	TOTAL	PERCENT
02 = BALLOTS CAST - TOTAL		827				27.93	
		231					

		01	02	03			
		-----		-----			
1176 NOR4		386	85	22.02			
1182 NOR10		441	146	33.11			
1219 NOR47,65		0	0				


ALDERMAN COOL VALLEY WARD 1		VOTES	PERCENT		VOTES	PERCENT
(VOTE FOR) 1						
01 = VIOLA (V.J.) MURPHY		65	45.77			
02 = FLOYD BLACKWELL		77	54.23	03 = INVALID WRITE-IN	0	

		01	02	03		
		-----		-----		
1182 NOR10		65	77	0		
1219 NOR47,65		0	0	0		

ALDERMAN COOL VALLEY WARD 2		VOTES	PERCENT		VOTES	PERCENT
(VOTE FOR) 1						
01 = DONNA M. DAMERON		42	49.41			
02 = MILLICENT JOHNSON		43	50.59	03 = INVALID WRITE-IN	0	

		01	02	03		
		-----		-----		
1176 NOR4		42	43	0		

WE, THE BOARD OF ELECTION COMMISSIONERS OF ST. LOUIS COUNTY, MISSOURI, ACTING AS THE VERIFICATION BOARD PURSUANT TO 115.507,R.S.Mo 1978, HEREBY CERTIFY THE FOREGOING TO BE A TRUE AND CORRECT ABSTRACT OF VOTES CAST FOR THE CANDIDATES AND PROPOSITIONS AT THE GENERAL MUNICIPAL ELECTION HELD IN ST. LOUIS COUNTY, MISSOURI, ON APRIL 3, 2007. IN TESTIMONY WHEREOF, WE HAVE HEREUNTO SET OUR HAND AT OUR OFFICE IN MAPLEWOOD, ST. LOUIS COUNTY, MISSOURI, ON APRIL 13, 2007.




JOHN J. DIEHL, JR.,
CHAIRMAN



CHAIM H. ZIMBALIST,
SECRETARY



ANITA T. YECKEL,
COMMISSIONER



WILLIAM MILLER, JR.,
COMMISSIONER

ELECTION SUMMARY

GENERAL MUNICIPAL ELECTION
CITY OF COUNTRY CLUB HILLS
TUESDAY, APRIL 3, 2007

OFFICIAL RESULTS

RUN DATE:04/13/07 10:41 AM

01 = REGISTERED VOTERS - TOTAL	TOTAL	PERCENT	03 = VOTER TURNOUT - TOTAL	TOTAL	PERCENT
02 = BALLOTS CAST - TOTAL	770				17.14
	132				
	01	02	03		
1198 NOR26,42	376	59	15.69		
1199 NOR27,43	394	73	18.53		


MAYOR COUNTRY CLUB HILLS (VOTE FOR) 1	VOTES	PERCENT		VOTES	PERCENT
01 = ANNETTE M. MOSBY	62	47.33			
02 = DAVID POWELL SR.	69	52.67	03 = INVALID WRITE-IN	0	
	01	02	03		
1198 NOR26,42	21	38	0		
1199 NOR27,43	41	31	0		

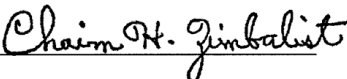
ALDERMAN COUNTRY CLUB HILLS WARD ONE (VOTE FOR) 1	VOTES	PERCENT			
01 = SYKES WESTBROOK	49	100.00			
02 = INVALID WRITE-IN	0				
	01	02			
1198 NOR26,42	49	0			

ALDERMAN COUNTRY CLUB HILLS WARD TWO (VOTE FOR) 1	VOTES	PERCENT			
01 = LAVANCHE GWEN PARNELL	56	98.25			
02 = INVALID WRITE-IN	1	1.75			
	01	02			
1199 NOR27,43	56	1			


PROPOSITION 1 - CITY OF COUNTRY CLUB HILLS * * SALES TAX - PARKS & STORM WATER * *	VOTES	PERCENT			
(VOTE FOR) 1					
01 = YES	78	61.42			
02 = NO	49	38.58			
	01	02			
1198 NOR26,42	32	25			
1199 NOR27,43	46	24			

WE, THE BOARD OF ELECTION COMMISSIONERS OF ST. LOUIS COUNTY, MISSOURI, ACTING AS THE VERIFICATION BOARD PURSUANT TO 115.507,R.S.Mo 1978, HEREBY CERTIFY THE FOREGOING TO BE A TRUE AND CORRECT ABSTRACT OF VOTES CAST FOR THE CANDIDATES AND PROPOSITIONS AT THE GENERAL MUNICIPAL ELECTION HELD IN ST. LOUIS COUNTY, MISSOURI, ON APRIL 3, 2007. IN TESTIMONY WHEREOF, WE HAVE HEREUNTO SET OUR HAND AT OUR OFFICE IN MAPLEWOOD, ST. LOUIS COUNTY, MISSOURI, ON APRIL 13, 2007.


JOHN J. DIEHL, JR.,
CHAIRMAN


CHAIM H. ZIMBALIST,
SECRETARY


ANITA T. YECKEL,
COMMISSIONER


WILLIAM MILLER, JR.,
COMMISSIONER

ELECTION SUMMARY

RUN DATE:04/13/07 10:42 AM

GENERAL MUNICIPAL ELECTION
VILLAGE OF COUNTRY LIFE ACRES
TUESDAY, APRIL 3, 2007

OFFICIAL RESULTS

01 = REGISTERED VOTERS - TOTAL
02 = BALLOTS CAST - TOTAL

TOTAL PERCENT
91 3

03 = VOTER TURNOUT - TOTAL

TOTAL PERCENT
3.30

01	02	03
91	3	3.30

1092 MR24

TRUSTEE COUNTRY LIFE ACRES
(VOTE FOR) 3

01 = JAMES SHEKELTON
02 = KAMAL P. YADAV

VOTES PERCENT


03 = DAVID J. KLOTZ
04 = INVALID WRITE-IN


VOTES PERCENT

01	02	03	04
3	3	3	0

1092 MR24

WE, THE BOARD OF ELECTION COMMISSIONERS OF ST. LOUIS COUNTY, MISSOURI, ACTING AS THE VERIFICATION BOARD PURSUANT TO 115.507,R.S.Mo 1978, HEREBY CERTIFY THE FOREGOING TO BE A TRUE AND CORRECT ABSTRACT OF VOTES CAST FOR THE CANDIDATES AND PROPOSITIONS AT THE GENERAL MUNICIPAL ELECTION HELD IN ST. LOUIS COUNTY, MISSOURI, ON APRIL 3, 2007. IN TESTIMONY WHEREOF, WE HAVE HEREUNTO SET OUR HAND AT OUR OFFICE IN MAPLEWOOD, ST. LOUIS COUNTY, MISSOURI, ON APRIL 13, 2007.


JOHN J. DIEHL, JR.,
CHAIRMAN


CHAIM H. ZIMBALIST,
SECRETARY


ANITA T. YECKEL,
COMMISSIONER


WILLIAM MILLER, JR.,
COMMISSIONER

ELECTION SUMMARY

GENERAL MUNICIPAL ELECTION
CITY OF CRESTWOOD
TUESDAY, APRIL 3, 2007

OFFICIAL RESULTS

RUN DATE:04/13/07 10:42 AM

01 = REGISTERED VOTERS - TOTAL
02 = BALLOTS CAST - TOTAL

TOTAL PERCENT
9,198
1,366

03 = VOTER TURNOUT - TOTAL

TOTAL PERCENT
14.85

	01	02	03
0534 GRA1,10,14,17,50,56	1094	118	10.79
0537 GRA4,55	1567	296	18.89
0538 GRA5,36	1640	366	22.32
0539 GRA6,54	1125	55	4.89
0544 GRA11,13	265	25	9.43
0560 GRA27	267	46	17.23
0561 GRA28,62	943	122	12.94
0562 GRA29,32,48,63	766	65	8.49
0580 GRA47,53	900	206	22.89
0585 GRA52	120	9	7.50
0592 GRA59	321	39	12.15
0593 GRA60	190	19	10.00

	VOTES	PERCENT
ALDERMAN CRESTWOOD WARD 1 (VOTE FOR) 1		
01 = MAC MCGEE	116	99.15
02 = INVALID WRITE-IN	1	.85

	VOTES	PERCENT
ALDERMAN CRESTWOOD WARD 2 (VOTE FOR) 1		
01 = DANIELLE OETTL	180	47.87
02 = STEPHEN G. KNARR	196	52.13


	VOTES	PERCENT
ALDERMAN CRESTWOOD WARD 3 (VOTE FOR) 1		
01 = JERRY MIGUEL	252	97.67
02 = INVALID WRITE-IN	6	2.33


	VOTES	PERCENT
ALDERMAN CRESTWOOD WARD 4 (VOTE FOR) 1		
01 = BOB PARSONS	202	35.63
02 = JOHN FOOTE	365	64.37

VOTES PERCENT
03 = INVALID WRITE-IN 0


VOTES PERCENT
03 = INVALID WRITE-IN 0

WE, THE BOARD OF ELECTION COMMISSIONERS OF ST. LOUIS COUNTY, MISSOURI, ACTING AS THE VERIFICATION BOARD PURSUANT TO 115.507,R.S.Mo 1978, HEREBY CERTIFY THE FOREGOING TO BE A TRUE AND CORRECT ABSTRACT OF VOTES CAST FOR THE CANDIDATES AND PROPOSITIONS AT THE GENERAL MUNICIPAL ELECTION HELD IN ST. LOUIS COUNTY, MISSOURI, ON APRIL 3, 2007. IN TESTIMONY WHEREOF, WE HAVE HEREUNTO SET OUR HAND AT OUR OFFICE IN MAPLEWOOD, ST. LOUIS COUNTY, MISSOURI, ON APRIL 13, 2007.


JOHN J. DIEHL, JR.,
CHAIRMAN


CHAIM H. ZIMBALIST,
SECRETARY


ANITA T. YECKEL,
COMMISSIONER


WILLIAM MILLER, JR.,
COMMISSIONER

ELECTION SUMMARY

RUN DATE:04/13/07 10:42 AM

GENERAL MUNICIPAL ELECTION
CITY OF CREVE COEUR
TUESDAY, APRIL 3, 2007

OFFICIAL RESULTS

	TOTAL	PERCENT	03 = VOTER TURNOUT - TOTAL	TOTAL	PERCENT
01 = REGISTERED VOTERS - TOTAL	12,452				
02 = BALLOTS CAST - TOTAL	2,497				20.05
	01	02	03		
0136 CC1,2	1113	205	18.42		
0139 CC4	263	10	3.80		
0144 CC9,10	234	28	11.97		
0146 CC11,12,13,16,43	1627	146	8.97		
0149 CC14,15,24,51,MR10,12	1720	396	23.02		
0158 CC23,36	1541	529	34.33		
0165 CC30	157	4	2.55		
0167 CC32,56	56	16	28.57		
0168 CC33,60,62	370	114	30.81		
0184 CC49	578	129	22.32		
0190 CC55	408	139	34.07		
0193 CC58	496	73	14.72		
0194 CC59	166	19	11.45		
0934 MHT9	1252	294	23.48		
0953 MHT28,CC81	2	0	.00		
1084 MR16,17,47	1074	71	6.61		
1140 MR72,73	540	176	32.59		
1143 MR75	185	21	11.35		
1144 MR76	163	42	25.77		
1145 MR77	323	57	17.65		
1153 MR85	53	7	13.21		
1154 MR86	131	21	16.03		

	VOTES	PERCENT	03 = INVALID WRITE-IN	VOTES	PERCENT
COUNCIL MEMBER CREVE COEUR WARD I (VOTE FOR) 1					
01 = BETH KISTNER	517	58.75			
02 = STACY MANOLAKAS	363	41.25			
	01	02	03		
0158 CC23,36	290	224	0		
0165 CC30	4	0	0		
0167 CC32,56	10	6	0		
0168 CC33,60,62	71	41	0		
0193 CC58	36	31	0		
1140 MR72,73	106	61	0		

	VOTES	PERCENT	03 = INVALID WRITE-IN	VOTES	PERCENT
COUNCIL MEMBER CREVE COEUR WARD II (VOTE FOR) 1					
01 = BARBARA RAMMING	301	44.93			
02 = JILL SCHUPP	369	55.07			
	01	02	03		
0139 CC4	3	7	0		
0149 CC14,15,24,51,MR10,12	187	203	0		
0190 CC55	56	81	0		
0194 CC59	10	8	0		
1144 MR76	14	25	0		
1145 MR77	16	40	0		
1154 MR86	15	5	0		

	VOTES	PERCENT	03 = INVALID WRITE-IN	VOTES	PERCENT
COUNCIL MEMBER CREVE COEUR WARD III (VOTE FOR) 1					
01 = ROBERT G. HADDENHORST, JR.	193	95.54			
02 = INVALID WRITE-IN	9	4.46			
	01	02			
0144 CC9,10	25	0			
0146 CC11,12,13,16,43	110	3			
0953 MHT28,CC81	0	0			
1084 MR16,17,47	52	6			
1153 MR85	6	0			

	VOTES	PERCENT	03 = INVALID WRITE-IN	VOTES	PERCENT
COUNCIL MEMBER CREVE COEUR WARD IV (VOTE FOR) 1					
01 = LES STEINBERG	288	44.79			
02 = LAURA T. BRYANT	355	55.21			
	01	02	03		
0136 CC1,2	88	113	0		
0184 CC49	71	58	0		
0934 MHT9	114	178	0		
1143 MR75	15	6	0		

	VOTES	PERCENT
PROPOSITION 1 - CITY OF CREVE COEUR * * CHARTER AMEND - ELECTED OFFICIALS * *		
(VOTE FOR) 1		
01 = FOR THE PROPOSITION YES	1,599	77.06

02 = FOR THE PROPOSITION NO

476 22.94

01 02

0136	CC1,2	146	37
0139	CC4	6	2
0144	CC9,10	20	3
0146	CC11,12,13,16,43	83	36
0149	CC14,15,24,51,MR10,12	265	77
0158	CC23,36	338	94
0165	CC30	2	1
0167	CC32,56	7	5
0168	CC33,60,62	67	26
0184	CC49	77	26
0190	CC55	87	26
0193	CC58	54	12
0194	CC59	13	4
0934	MHT9	192	50
0953	MHT28,CC81	0	0
1084	MR16,17,47	46	15
1140	MR72,73	105	35
1143	MR75	13	4
1144	MR76	23	6
1145	MR77	38	11
1153	MR85	4	2
1154	MR86	13	4

=====

PROPOSITION 2 - CITY OF CREVE COEUR
 * * CHARTER AMEND - ORDINANCE ENACTMENT * *
 (VOTE FOR) 1
 01 = FOR THE PROPOSITION YES
 02 = FOR THE PROPOSITION NO

VOTES PERCENT

1,497 72.60
 565 27.40

01 02

0136	CC1,2	132	52
0139	CC4	5	3
0144	CC9,10	16	7
0146	CC11,12,13,16,43	81	38
0149	CC14,15,24,51,MR10,12	256	86
0158	CC23,36	316	111
0165	CC30	1	2
0167	CC32,56	7	5
0168	CC33,60,62	70	24
0184	CC49	70	30
0190	CC55	81	33
0193	CC58	51	14
0194	CC59	11	4
0934	MHT9	181	60
0953	MHT28,CC81	0	0
1084	MR16,17,47	41	19
1140	MR72,73	97	43
1143	MR75	11	6
1144	MR76	19	10
1145	MR77	36	11
1153	MR85	3	3
1154	MR86	12	4

=====

PROPOSITION 3 - CITY OF CREVE COEUR
 * * CHARTER AMEND - BUDGETS & FINANCES * *
 (VOTE FOR) 1
 01 = FOR THE PROPOSITION YES
 02 = FOR THE PROPOSITION NO

VOTES PERCENT

1,480 72.91
 550 27.09

01 02

0136	CC1,2	125	52
0139	CC4	6	2
0144	CC9,10	16	7
0146	CC11,12,13,16,43	76	39
0149	CC14,15,24,51,MR10,12	260	90
0158	CC23,36	316	98
0165	CC30	2	1
0167	CC32,56	9	3
0168	CC33,60,62	65	26
0184	CC49	71	33
0190	CC55	76	34
0193	CC58	50	14
0194	CC59	10	4
0934	MHT9	180	54
0953	MHT28,CC81	0	0
1084	MR16,17,47	40	19
1140	MR72,73	94	43
1143	MR75	9	8
1144	MR76	22	7
1145	MR77	38	9
1153	MR85	2	3
1154	MR86	13	4

=====

PROPOSITION 4 - CITY OF CREVE COEUR
 * * CHARTER AMEND - APPOINTMENTS * *
 (VOTE FOR) 1
 01 = FOR THE PROPOSITION YES
 02 = FOR THE PROPOSITION NO

VOTES PERCENT

1,481 73.28
 540 26.72

01 02

0136	CC1,2	129	46
0139	CC4	6	2
0144	CC9,10	16	7
0146	CC11,12,13,16,43	83	33
0149	CC14,15,24,51,MR10,12	253	92
0158	CC23,36	301	113
0165	CC30	2	1
0167	CC32,56	8	4
0168	CC33,60,62	68	23
0184	CC49	72	30
0190	CC55	79	30
0193	CC58	52	12
0194	CC59	10	4
0934	MHT9	172	59
0953	MHT28,CC81	0	0
1084	MR16,17,47	43	17
1140	MR72,73	100	38
1143	MR75	11	6
1144	MR76	23	6
1145	MR77	37	10
1153	MR85	3	3
1154	MR86	13	4

=====

		VOTES	PERCENT
PROPOSITION 5 - CITY OF CREVE COEUR			
* * CHARTER AMEND - GENERAL ADMINISTRATION * *			
(VOTE FOR) 1			
01	= FOR THE PROPOSITION YES	1,493	74.46
02	= FOR THE PROPOSITION NO	512	25.54

		01	02

0136	CC1,2	127	49
0139	CC4	5	3
0144	CC9,10	18	5
0146	CC11,12,13,16,43	81	34
0149	CC14,15,24,51,MR10,12	252	86
0158	CC23,36	310	102
0165	CC30	2	1
0167	CC32,56	8	4
0168	CC33,60,62	64	26
0184	CC49	74	30
0190	CC55	84	24
0193	CC58	51	13
0194	CC59	10	4
0934	MHT9	179	50
0953	MHT28,CC81	0	0
1084	MR16,17,47	40	19
1140	MR72,73	101	35
1143	MR75	11	6
1144	MR76	22	6
1145	MR77	37	9
1153	MR85	4	2
1154	MR86	13	4


=====

		VOTES	PERCENT
PROPOSITION 6 - CITY OF CREVE COEUR			
* * CHARTER AMEND - EMINENT DOMAIN * *			
(VOTE FOR) 1			
01	= FOR THE PROPOSITION YES	2,022	87.72
02	= FOR THE PROPOSITION NO	283	12.28


		01	02

0136	CC1,2	177	20
0139	CC4	9	0
0144	CC9,10	20	5
0146	CC11,12,13,16,43	128	14
0149	CC14,15,24,51,MR10,12	329	47
0158	CC23,36	412	67
0165	CC30	4	0
0167	CC32,56	14	1
0168	CC33,60,62	79	20
0184	CC49	100	18
0190	CC55	114	9
0193	CC58	62	7
0194	CC59	13	5
0934	MHT9	249	23
0953	MHT28,CC81	0	0
1084	MR16,17,47	64	4
1140	MR72,73	133	23
1143	MR75	16	4
1144	MR76	37	0
1145	MR77	39	14
1153	MR85	5	1
1154	MR86	18	1

WE, THE BOARD OF ELECTION COMMISSIONERS OF ST. LOUIS COUNTY, MISSOURI, ACTING AS THE VERIFICATION BOARD PURSUANT TO 115.507, R.S. Mo 1978, HEREBY CERTIFY THE FOREGOING TO BE A TRUE AND CORRECT ABSTRACT OF VOTES CAST FOR THE CANDIDATES AND PROPOSITIONS AT THE GENERAL MUNICIPAL ELECTION HELD IN ST. LOUIS COUNTY, MISSOURI, ON APRIL 3, 2007. IN TESTIMONY WHEREOF, WE HAVE HEREUNTO SET OUR HAND AT OUR OFFICE IN MAPLEWOOD, ST. LOUIS COUNTY, MISSOURI, ON APRIL 13, 2007.




JOHN J. DIEHL, JR.,
CHAIRMAN



CHAIM H. ZIMBALIST,
SECRETARY



ANITA T. YECKEL,
COMMISSIONER



WILLIAM MILLER, JR.,
COMMISSIONER

ELECTION SUMMARY

RUN DATE:04/13/07 10:43 AM

GENERAL MUNICIPAL ELECTION
CITY OF CRYSTAL LAKE PARK
TUESDAY, APRIL 3, 2007

OFFICIAL RESULTS

01 = REGISTERED VOTERS - TOTAL		TOTAL	PERCENT		03 = VOTER TURNOUT - TOTAL	TOTAL	PERCENT
02 = BALLOTS CAST - TOTAL		403					24.81
		100					

		01	02	03			

1108 MR40		194	46	23.71			
1110 MR42		209	54	25.84			

ALDERMAN CRYSTAL LAKE PARK WARD I		VOTES	PERCENT
(VOTE FOR) 1			
01 = JAMES GEHRINGER		45	100.00
02 = INVALID WRITE-IN		0	

		01	02

1108 MR40		45	0

ALDERMAN CRYSTAL LAKE PARK WARD II		VOTES	PERCENT
(VOTE FOR) 1			
01 = DENNIS NAHNSEN		49	100.00
02 = INVALID WRITE-IN		0	

		01	02


1110 MR42		49	0

PROPOSITION 1 - CITY OF CRYSTAL LAKE PARK		VOTES	PERCENT
* * LATERAL SEWERS * *			
(VOTE FOR) 1			
01 = YES		53	54.64
02 = NO		44	45.36


		01	02

1108 MR40		22	23
1110 MR42		31	21

WE, THE BOARD OF ELECTION COMMISSIONERS OF ST. LOUIS COUNTY, MISSOURI, ACTING AS THE VERIFICATION BOARD PURSUANT TO 115.507,R.S. Mo 1978, HEREBY CERTIFY THE FOREGOING TO BE A TRUE AND CORRECT ABSTRACT OF VOTES CAST FOR THE CANDIDATES AND PROPOSITIONS AT THE GENERAL MUNICIPAL ELECTION HELD IN ST. LOUIS COUNTY, MISSOURI, ON APRIL 3, 2007. IN TESTIMONY WHEREOF, WE HAVE HEREUNTO SET OUR HAND AT OUR OFFICE IN MAPLEWOOD, ST. LOUIS COUNTY, MISSOURI, ON APRIL 13, 2007.




JOHN J. DIEHL, JR.,
CHAIRMAN



CHAIM H. ZIMBALIST,
SECRETARY



ANITA T. YECKEL,
COMMISSIONER



WILLIAM MILLER, JR.,
COMMISSIONER

ELECTION SUMMARY

GENERAL MUNICIPAL ELECTION
CITY OF DELLWOOD
TUESDAY, APRIL 3, 2007

OFFICIAL RESULTS

RUN DATE:04/13/07 10:43 AM

01 = REGISTERED VOTERS - TOTAL
02 = BALLOTS CAST - TOTAL

TOTAL PERCENT
3,135
220

03 = VOTER TURNOUT - TOTAL

TOTAL PERCENT
7.02

	01	02	03
0419 FER4,6	461	17	3.69
0422 FER7	361	26	7.20
0423 FER8,37,38	761	70	9.20
0424 FER9,10	552	27	4.89
0440 FER25	3	0	.00
0443 FER28,30	833	67	8.04
1238 NRW,69	164	13	7.93

MAYOR DELLWOOD
(VOTE FOR) 1

	VOTES	PERCENT
01 = JOHN C. (JACK) AGNEW	200	99.50
02 = INVALID WRITE-IN	1	.50

	01	02
0419 FER4,6	16	0
0422 FER7	25	0
0423 FER8,37,38	66	1
0424 FER9,10	24	0
0440 FER25	0	0
0443 FER28,30	59	0
1238 NRW,69	10	0

COLLECTOR DELLWOOD
(VOTE FOR) 1

	VOTES	PERCENT
01 = VERONICA MORROW-REEL	192	100.00
02 = INVALID WRITE-IN	0	

	01	02
0419 FER4,6	14	0
0422 FER7	24	0
0423 FER8,37,38	65	0
0424 FER9,10	24	0
0440 FER25	0	0
0443 FER28,30	55	0
1238 NRW,69	10	0

ALDERMAN DELLWOOD WARD I
(VOTE FOR) 1

	VOTES	PERCENT
01 = ROBERT R. (BOB) STITH	34	100.00
02 = INVALID WRITE-IN	0	

	01	02
0424 FER9,10	24	0
1238 NRW,69	10	0

ALDERMAN DELLWOOD WARD II
(VOTE FOR) 1

	VOTES	PERCENT
01 = CHARLES WIMBERLY	59	100.00
02 = INVALID WRITE-IN	0	

	01	02
0443 FER28,30	59	0

ALDERMAN DELLWOOD WARD III
(VOTE FOR) 1

	VOTES	PERCENT
01 = TOM CREAMER	65	100.00
02 = INVALID WRITE-IN	0	


	01	02
0423 FER8,37,38	65	0
0440 FER25	0	0

ALDERMAN DELLWOOD WARD IV
(VOTE FOR) 1


	VOTES	PERCENT
01 = KAREN E. BOBER	42	100.00
02 = INVALID WRITE-IN	0	

	01	02
0419 FER4,6	16	0
0422 FER7	26	0

WE, THE BOARD OF ELECTION COMMISSIONERS OF ST. LOUIS COUNTY, MISSOURI, ACTING AS THE VERIFICATION BOARD PURSUANT TO 115.507, R.S. Mo 1978, HEREBY CERTIFY THE FOREGOING TO BE A TRUE AND CORRECT ABSTRACT OF VOTES CAST FOR THE CANDIDATES AND PROPOSITIONS AT THE GENERAL MUNICIPAL ELECTION HELD IN ST. LOUIS COUNTY, MISSOURI, ON APRIL 3, 2007. IN TESTIMONY WHEREOF, WE HAVE HEREUNTO SET OUR HAND AT OUR OFFICE IN MAPLEWOOD, ST. LOUIS COUNTY, MISSOURI, ON APRIL 13, 2007.




JOHN J. DIEHL, JR.,
CHAIRMAN



CHAIM H. ZIMBALIST,
SECRETARY



ANITA T. YECKEL,
COMMISSIONER



WILLIAM MILLER, JR.,
COMMISSIONER

ELECTION SUMMARY

GENERAL MUNICIPAL ELECTION
CITY OF DES PERES
TUESDAY, APRIL 3, 2007

OFFICIAL RESULTS

RUN DATE:04/13/07 10:44 AM

01 = REGISTERED VOTERS - TOTAL
02 = BALLOTS CAST - TOTAL

TOTAL PERCENT
6,813
318

03 = VOTER TURNOUT - TOTAL

TOTAL PERCENT
4.67

	01	02	03
1073 MR4,7,13,80,BON17	445	23	5.17
1075 MR6,11,38	1287	47	3.65
1086 MR18,32,41,62,BON30	1191	39	3.27
1087 MR19,20,21	907	52	5.73
1090 MR22,37,90	1321	77	5.83
1095 MR27,33,88,89	505	15	2.97
1096 MR28	758	43	5.67
1166 MR98,99,101	384	21	5.47
1436 QUE15,61	15	1	6.67

MUNICIPAL JUDGE DES PERES
(VOTE FOR) 1
01 = CHARLES BILLINGS
02 = INVALID WRITE-IN

VOTES PERCENT
279 100.00
0

	01	02
1073 MR4,7,13,80,BON17	21	0
1075 MR6,11,38	41	0
1086 MR18,32,41,62,BON30	30	0
1087 MR19,20,21	45	0
1090 MR22,37,90	67	0
1095 MR27,33,88,89	15	0
1096 MR28	40	0
1166 MR98,99,101	19	0
1436 QUE15,61	1	0

ALDERMAN DES PERES WARD ONE
(VOTE FOR) 1
01 = KATHLEEN M. GMELICH
02 = INVALID WRITE-IN

VOTES PERCENT
124 100.00
0

	01	02
1087 MR19,20,21	50	0
1090 MR22,37,90	74	0

ALDERMAN DES PERES WARD TWO
(VOTE FOR) 1
01 = JIM KLEINSCHMIDT
02 = INVALID WRITE-IN

VOTES PERCENT
93 98.94
1 1.06


	01	02
1086 MR18,32,41,62,BON30	32	1
1096 MR28	40	0
1166 MR98,99,101	21	0
1436 QUE15,61	0	0

ALDERMAN DES PERES WARD THREE
(VOTE FOR) 1
01 = JAMES E. DOERING
02 = INVALID WRITE-IN


VOTES PERCENT
79 100.00
0

	01	02
1073 MR4,7,13,80,BON17	19	0
1075 MR6,11,38	45	0
1095 MR27,33,88,89	15	0

WE, THE BOARD OF ELECTION COMMISSIONERS OF ST. LOUIS COUNTY, MISSOURI, ACTING AS THE VERIFICATION BOARD PURSUANT TO 115.507, R.S. Mo 1978, HEREBY CERTIFY THE FOREGOING TO BE A TRUE AND CORRECT ABSTRACT OF VOTES CAST FOR THE CANDIDATES AND PROPOSITIONS AT THE GENERAL MUNICIPAL ELECTION HELD IN ST. LOUIS COUNTY, MISSOURI, ON APRIL 3, 2007. IN TESTIMONY WHEREOF, WE HAVE HEREUNTO SET OUR HAND AT OUR OFFICE IN MAPLEWOOD, ST. LOUIS COUNTY, MISSOURI, ON APRIL 13, 2007.




JOHN J. DIEHL, JR.,
CHAIRMAN



CHAIM H. ZIMBALIST,
SECRETARY



ANITA T. YECKEL,
COMMISSIONER



WILLIAM MILLER, JR.,
COMMISSIONER

ELECTION SUMMARY

GENERAL MUNICIPAL ELECTION
CITY OF EDMUNDSON
TUESDAY, APRIL 3, 2007

OFFICIAL RESULTS

RUN DATE:04/13/07 10:57 AM

01 = REGISTERED VOTERS - TOTAL
02 = BALLOTS CAST - TOTAL

TOTAL PERCENT
428 98

03 = VOTER TURNOUT - TOTAL

TOTAL PERCENT
22.90

	01	02	03
0007 AP7	209	49	23.44
0052 AP52	219	49	22.37

MAYOR EDMUNDSON
(VOTE FOR) 1
01 = JOHN E. GWALTNEY
02 = INVALID WRITE-IN

VOTES PERCENT
82 97.62
2 2.38

	01	02
0007 AP7	38	1
0052 AP52	44	1

ALDERMAN EDMUNDSON WARD 1
(VOTE FOR) 1
01 = GEORGE JACOBS
02 = INVALID WRITE-IN

VOTES PERCENT
40 95.24
2 4.76

	01	02
0052 AP52	40	2

ALDERMAN EDMUNDSON WARD 2
(VOTE FOR) 1
01 = JOEL LEE CURTIS
02 = GENEVA V. SANDERS

VOTES PERCENT
32 66.67
16 33.33

03 = INVALID WRITE-IN 0


	01	02	03
0007 AP7	32	16	0


PROPOSITION S - CITY OF EDMUNDSON
* * LATERAL SEWERS * *
(VOTE FOR) 1
01 = FOR THE PROPOSITION YES
02 = FOR THE PROPOSITION NO

VOTES PERCENT
52 54.74
43 45.26


	01	02
0007 AP7	27	22
0052 AP52	25	21

WE, THE BOARD OF ELECTION COMMISSIONERS OF ST. LOUIS COUNTY, MISSOURI, ACTING AS THE VERIFICATION BOARD PURSUANT TO 115.507,R.S.Mo 1978, HEREBY CERTIFY THE FOREGOING TO BE A TRUE AND CORRECT ABSTRACT OF VOTES CAST FOR THE CANDIDATES AND PROPOSITIONS AT THE GENERAL MUNICIPAL ELECTION HELD IN ST. LOUIS COUNTY, MISSOURI, ON APRIL 3, 2007. IN TESTIMONY WHEREOF, WE HAVE HEREUNTO SET OUR HAND AT OUR OFFICE IN MAPLEWOOD, ST. LOUIS COUNTY, MISSOURI, ON APRIL 13, 2007.


JOHN J. DIEHL, JR.,
CHAIRMAN


CHAIM H. ZIMBALIST,
SECRETARY


ANITA T. YECKEL,
COMMISSIONER


WILLIAM MILLER, JR.,
COMMISSIONER

ELECTION SUMMARY

RUN DATE:04/13/07 10:57 AM

GENERAL MUNICIPAL ELECTION
CITY OF ELLISVILLE
TUESDAY, APRIL 3, 2007

OFFICIAL RESULTS


01 = REGISTERED VOTERS - TOTAL	TOTAL	PERCENT	03 = VOTER TURNOUT - TOTAL	TOTAL	PERCENT
02 = BALLOTS CAST - TOTAL	6,396			10.30	
	659				
	01	02	03		
1666 WH6,16,29,33	617	39	6.32		
1677 WH17	148	6	4.05		
1685 WH25	967	86	8.89		
1687 WH27	1019	120	11.78		
1688 WH28	130	27	20.77		
1690 WH30	152	12	7.89		
1691 WH31	1020	195	19.12		
1692 WH32,34,38,MER10,57	592	24	4.05		
1695 WH35	497	39	7.85		
1697 WH37	246	18	7.32		
1699 WH39	194	24	12.37		
1700 WH40,41	814	69	8.48		


COUNCIL MEMBER ELLISVILLE DISTRICT ONE	VOTES	PERCENT		VOTES	PERCENT
(VOTE FOR) 1					
01 = DAWN ANGLIN	189	58.88			
02 = JEROME (JERRY) KNAPP	131	40.81	03 = INVALID WRITE-IN	1	.31
	01	02	03		
1688 WH28	9	18	0		
1690 WH30	5	6	0		
1691 WH31	126	66	0		
1699 WH39	9	15	0		
1700 WH40,41	40	26	1		

COUNCIL MEMBER ELLISVILLE DISTRICT TWO	VOTES	PERCENT		VOTES	PERCENT
(VOTE FOR) 1					
01 = PAMELA COOK	85	70.25			
02 = KENDALL AUSTIN	33	27.27	03 = INVALID WRITE-IN	3	2.48
	01	02	03		
1666 WH6,16,29,33	28	8	0		
1677 WH17	4	1	1		
1692 WH32,34,38,MER10,57	14	10	0		
1695 WH35	28	9	0		
1697 WH37	11	5	2		


COUNCIL MEMBER ELLISVILLE DISTRICT THREE	VOTES	PERCENT		VOTES	PERCENT
(VOTE FOR) 1					
01 = MICHELLE MURRAY	122	61.00			
02 = RAY BUENTE	75	37.50	03 = INVALID WRITE-IN	3	1.50
	01	02	03		
1685 WH25	59	25	0		
1687 WH27	63	50	3		

WE, THE BOARD OF ELECTION COMMISSIONERS OF ST. LOUIS COUNTY, MISSOURI, ACTING AS THE VERIFICATION BOARD PURSUANT TO 115.507,R.S.Mo 1978, HEREBY CERTIFY THE FOREGOING TO BE A TRUE AND CORRECT ABSTRACT OF VOTES CAST FOR THE CANDIDATES AND PROPOSITIONS AT THE GENERAL MUNICIPAL ELECTION HELD IN ST. LOUIS COUNTY, MISSOURI, ON APRIL 3, 2007. IN TESTIMONY WHEREOF, WE HAVE HEREUNTO SET OUR HAND AT OUR OFFICE IN MAPLEWOOD, ST. LOUIS COUNTY, MISSOURI, ON APRIL 13, 2007.


JOHN J. DIEHL, JR.,
CHAIRMAN


CHAIM H. ZIMBALIST,
SECRETARY


ANITA T. YECKEL,
COMMISSIONER


WILLIAM MILLER, JR.,
COMMISSIONER

ELECTION SUMMARY
 RUN DATE:04/13/07 10:58 AM

GENERAL MUNICIPAL ELECTION
 CITY OF EUREKA
 TUESDAY, APRIL 3, 2007

OFFICIAL RESULTS

	TOTAL	PERCENT		TOTAL	PERCENT
01 = REGISTERED VOTERS - TOTAL	6,021		03 = VOTER TURNOUT - TOTAL		21.01
02 = BALLOTS CAST - TOTAL	1,265				
	01	02	03		
0869 MER14	0	0	0		
0872 MER17	1366	279	20.42		
0873 MER18	1042	129	12.38		
0874 MER19	2176	487	22.38		
0885 MER30	498	65	13.05		
0887 MER32,69	843	286	33.93		
0889 MER34,36	91	19	20.88		
0892 MER37	5	0	.00		

	VOTES	PERCENT		VOTES	PERCENT
MAYOR EUREKA (VOTE FOR) 1					
01 = KEVIN M. COFFEY	837	68.61	03 = INVALID WRITE-IN	5	.41
02 = GARY SUTTER	378	30.98			
	01	02	03		
0869 MER14	0	0	0		
0872 MER17	192	80	0		
0873 MER18	82	44	1		
0874 MER19	342	125	1		
0885 MER30	46	16	0		
0887 MER32,69	169	100	3		
0889 MER34,36	6	13	0		
0892 MER37	0	0	0		


	VOTES	PERCENT		VOTES	PERCENT
COLLECTOR EUREKA (VOTE FOR) 1					
01 = CRAIG E. SABO	952	96.95			
02 = INVALID WRITE-IN	30	3.05			
	01	02			
0869 MER14	0	0			
0872 MER17	207	8			
0873 MER18	108	5			
0874 MER19	364	9			
0885 MER30	52	1			
0887 MER32,69	210	7			
0889 MER34,36	11	0			
0892 MER37	0	0			

	VOTES	PERCENT		VOTES	PERCENT
ALDERMAN EUREKA WARD 1 (VOTE FOR) 1					
01 = ROBERT A. BERRY	250	44.96	03 = INVALID WRITE-IN	0	
02 = STEVE COLLINS	306	55.04			
	01	02	03		
0872 MER17	149	124	0		
0887 MER32,69	101	182	0		


	VOTES	PERCENT		VOTES	PERCENT
ALDERMAN EUREKA WARD 2 (VOTE FOR) 1					
01 = MARILYN LEISTNER	164	99.39			
02 = INVALID WRITE-IN	1	.61			
	01	02			
0873 MER18	110	1			
0885 MER30	54	0			

	VOTES	PERCENT		VOTES	PERCENT
ALDERMAN EUREKA WARD 3 (VOTE FOR) 1					
01 = TODD MAURATH	20	4.05	03 = MARK SCHMIEDESKAMP	193	39.07
02 = GARY D. ADAMS	280	56.68	04 = INVALID WRITE-IN	1	.20
	01	02	03	04	
0869 MER14	0	0	0	0	
0874 MER19	11	280	183	1	
0889 MER34,36	9	0	10	0	
0892 MER37	0	0	0	0	

WE, THE BOARD OF ELECTION COMMISSIONERS OF ST. LOUIS COUNTY, MISSOURI, ACTING AS THE VERIFICATION BOARD PURSUANT TO 115.507, R.S. Mo 1978, HEREBY CERTIFY THE FOREGOING TO BE A TRUE AND CORRECT ABSTRACT OF VOTES CAST FOR THE CANDIDATES AND PROPOSITIONS AT THE GENERAL MUNICIPAL ELECTION HELD IN ST. LOUIS COUNTY, MISSOURI, ON APRIL 3, 2007. IN TESTIMONY WHEREOF, WE HAVE HEREUNTO SET OUR HAND AT OUR OFFICE IN MAPLEWOOD, ST. LOUIS COUNTY, MISSOURI, ON APRIL 13, 2007.




JOHN J. DIEHL, JR.,
CHAIRMAN



CHAIM H. ZIMBALIST,
SECRETARY



ANITA T. YECKEL,
COMMISSIONER



WILLIAM MILLER, JR.,
COMMISSIONER

ELECTION SUMMARY

GENERAL MUNICIPAL ELECTION
CITY OF FENTON
TUESDAY, APRIL 3, 2007

OFFICIAL RESULTS

RUN DATE:04/13/07 10:58 AM

01 = REGISTERED VOTERS - TOTAL	TOTAL	PERCENT	03 = VOTER TURNOUT - TOTAL	TOTAL	PERCENT
02 = BALLOTS CAST - TOTAL	3,186				15.16
	483				
	01	02	03		
0082 BON3	491	53	10.79		
0115 BON36,42	99	11	11.11		
0116 BON37,38,50	856	166	19.39		
0118 BON39	78	12	15.38		
0119 BON40	722	71	9.83		
0122 BON43	940	170	18.09		

MAYOR FENTON	VOTES	PERCENT	
(VOTE FOR) 1			
01 = DENNIS HANCOCK	407	99.27	
02 = INVALID WRITE-IN	3	.73	
	01	02	
0082 BON3	42	0	
0115 BON36,42	5	1	
0116 BON37,38,50	145	1	
0118 BON39	12	0	
0119 BON40	62	0	
0122 BON43	141	1	

COLLECTOR FENTON	VOTES	PERCENT	
(VOTE FOR) 1			
01 = SHARON KAY MOSS	407	100.00	
02 = INVALID WRITE-IN	0		
	01	02	
0082 BON3	44	0	
0115 BON36,42	5	0	
0116 BON37,38,50	144	0	
0118 BON39	12	0	
0119 BON40	61	0	
0122 BON43	141	0	


ALDERMAN FENTON WARD 1	VOTES	PERCENT	
(VOTE FOR) 1			
01 = KEVIN E. YARBROUGH	137	97.86	
02 = INVALID WRITE-IN	3	2.14	
	01	02	
0116 BON37,38,50	137	3	

ALDERMAN FENTON WARD 2	VOTES	PERCENT	
(VOTE FOR) 1			
01 = JOE MAURATH	73	100.00	
02 = INVALID WRITE-IN	0		
	01	02	
0115 BON36,42	8	0	
0119 BON40	65	0	

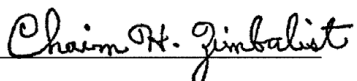
ALDERMAN FENTON WARD 3	VOTES	PERCENT	
(VOTE FOR) 1			
01 = CHRIS CLAUSS	58	100.00	
02 = INVALID WRITE-IN	0		
	01	02	
0082 BON3	47	0	
0118 BON39	11	0	

ALDERMAN FENTON WARD 4	VOTES	PERCENT	VOTES	PERCENT
(VOTE FOR) 1				
01 = JAMES MAULLER	120	72.29		
02 = VERA GLICK	46	27.71	03 = INVALID WRITE-IN	0
	01	02	03	
0122 BON43	120	46	0	

WE, THE BOARD OF ELECTION COMMISSIONERS OF ST. LOUIS COUNTY, MISSOURI, ACTING AS THE VERIFICATION BOARD PURSUANT TO 115.507, R.S. Mo 1978, HEREBY CERTIFY THE FOREGOING TO BE A TRUE AND CORRECT ABSTRACT OF VOTES CAST FOR THE CANDIDATES AND PROPOSITIONS AT THE GENERAL MUNICIPAL ELECTION HELD IN ST. LOUIS COUNTY, MISSOURI, ON APRIL 3, 2007. IN TESTIMONY WHEREOF, WE HAVE HEREUNTO SET OUR HAND AT OUR OFFICE IN MAPLEWOOD, ST. LOUIS COUNTY, MISSOURI, ON APRIL 13, 2007.




JOHN J. DIEHL, JR.,
CHAIRMAN



CHAIM H. ZIMBALIST,
SECRETARY



ANITA T. YECKEL,
COMMISSIONER



WILLIAM MILLER, JR.,
COMMISSIONER

ELECTION SUMMARY

GENERAL MUNICIPAL ELECTION
CITY OF FERGUSON
TUESDAY, APRIL 3, 2007

OFFICIAL RESULTS

RUN DATE:04/13/07 10:58 AM


	TOTAL	PERCENT		TOTAL	PERCENT
01 = REGISTERED VOTERS - TOTAL	12,718		03 = VOTER TURNOUT - TOTAL	996	7.83
02 = BALLOTS CAST - TOTAL	996				
	01	02	03		
0417 FER2	463	46	9.94		
0420 FER5,39	1082	215	19.87		
0427 FER12,NRW68	401	26	6.48		
0429 FER14,40,60	716	77	10.75		
0435 FER20,55	312	67	21.47		
0436 FER21,NRW1	371	4	1.08		
0446 FER31	73	5	6.85		
0448 FER33,59	849	86	10.13		
0449 FER34,35	1580	126	7.97		
0462 FER47,56	572	91	15.91		
1243 NRW7,17	1686	71	4.21		
1255 NRW19,20	1352	75	5.55		
1257 NRW21,24	1403	44	3.14		
1258 NRW22,23,25	608	17	2.80		
1262 NRW26,70	319	31	9.72		
1263 NRW27	38	0	.00		
1264 NRW28,53,54	893	15	1.68		

	VOTES	PERCENT		VOTES	PERCENT
COUNCIL MEMBER FERGUSON WARD 1 (VOTE FOR) 1					
01 = JIM KNOWLES	288	48.32			
02 = FRANCES E. (FRAN) GRECCO	308	51.68	03 = INVALID WRITE-IN	0	
	01	02	03		
0417 FER2	17	28	0		
0420 FER5,39	134	79	0		
0427 FER12,NRW68	11	14	0		
0435 FER20,55	20	47	0		
0449 FER34,35	66	58	0		
0462 FER47,56	34	57	0		
1262 NRW26,70	6	25	0		

	VOTES	PERCENT		VOTES	PERCENT
COUNCIL MEMBER FERGUSON WARD 2 (VOTE FOR) 1					
01 = JAMES W. KNOWLES, III	231	75.24			
02 = MARKTHOMAS ROGERS	75	24.43	03 = INVALID WRITE-IN	1	.33
	01	02	03		
0429 FER14,40,60	65	11	0		
0448 FER33,59	64	22	0		
1243 NRW7,17	47	23	0		
1255 NRW19,20	55	19	1		


	VOTES	PERCENT
COUNCIL MEMBER FERGUSON WARD 3 (VOTE FOR) 1		
01 = NO CANDIDATE FILED	0	
02 = KYNAN S CRECELIUS(23 WRITE-IN VOTES)OF	48	100.00
	01	02
0436 FER21,NRW1	0	2
0446 FER31	0	2
1257 NRW21,24	0	34
1258 NRW22,23,25	0	9
1263 NRW27	0	0
1264 NRW28,53,54	0	1

WE, THE BOARD OF ELECTION COMMISSIONERS OF ST. LOUIS COUNTY, MISSOURI, ACTING AS THE VERIFICATION BOARD PURSUANT TO 115.507,R.S.Mo 1978, HEREBY CERTIFY THE FOREGOING TO BE A TRUE AND CORRECT ABSTRACT OF VOTES CAST FOR THE CANDIDATES AND PROPOSITIONS AT THE GENERAL MUNICIPAL ELECTION HELD IN ST. LOUIS COUNTY, MISSOURI, ON APRIL 3, 2007. IN TESTIMONY WHEREOF, WE HAVE HEREUNTO SET OUR HAND AT OUR OFFICE IN MAPLEWOOD, ST. LOUIS COUNTY, MISSOURI, ON APRIL 13, 2007.


JOHN J. DIEHL, JR.,
CHAIRMAN


CHAIM H. ZIMBALIST,
SECRETARY


ANITA T. YECKEL,
COMMISSIONER


WILLIAM MILLER, JR.,
COMMISSIONER

ELECTION SUMMARY

RUN DATE:04/13/07 10:59 AM

GENERAL MUNICIPAL ELECTION
CITY OF FLOREDELL HILLS
TUESDAY, APRIL 3, 2007

OFFICIAL RESULTS

01 = REGISTERED VOTERS - TOTAL		TOTAL	PERCENT		03 = VOTER TURNOUT - TOTAL	TOTAL	PERCENT
02 = BALLOTS CAST - TOTAL		541					4.07
		22					


		01	02	03			
		-----	-----	-----			
1203 NOR31		299	10	3.34			
1204 NOR32		242	12	4.96			

		VOTES	PERCENT
MAYOR FLOREDELL HILLS			
(VOTE FOR) 1			
01 = CHRIS REHG		16	80.00
02 = INVALID WRITE-IN		4	20.00
		-----	-----
		01	02
		-----	-----
1203 NOR31		7	3
1204 NOR32		9	1

		VOTES	PERCENT
ALDERMAN FLOREDELL HILLS WARD 1			
(VOTE FOR) 1			
01 = KIMBERLY DUSSOLD		10	100.00
02 = INVALID WRITE-IN		0	
		-----	-----
		01	02
		-----	-----
1204 NOR32		10	0

		VOTES	PERCENT
ALDERMAN FLOREDELL HILLS WARD 2			
(VOTE FOR) 1			
01 = GREGORY DEISNER		7	100.00
02 = INVALID WRITE-IN		0	
		-----	-----
		01	02
		-----	-----
1203 NOR31		7	0

WE, THE BOARD OF ELECTION COMMISSIONERS OF ST. LOUIS COUNTY, MISSOURI, ACTING AS THE VERIFICATION BOARD PURSUANT TO 115.507,R.S.Mo 1978, HEREBY CERTIFY THE FOREGOING TO BE A TRUE AND CORRECT ABSTRACT OF VOTES CAST FOR THE CANDIDATES AND PROPOSITIONS AT THE GENERAL MUNICIPAL ELECTION HELD IN ST. LOUIS COUNTY, MISSOURI, ON APRIL 3, 2007. IN TESTIMONY WHEREOF, WE HAVE HEREUNTO SET OUR HAND AT OUR OFFICE IN MAPLEWOOD, ST. LOUIS COUNTY, MISSOURI, ON APRIL 13, 2007.




JOHN J. DIEHL, JR.,
CHAIRMAN



CHAIM H. ZIMBALIST,
SECRETARY



ANITA T. YECKEL,
COMMISSIONER



WILLIAM MILLER, JR.,
COMMISSIONER

ELECTION SUMMARY

RUN DATE:04/13/07 10:59 AM

GENERAL MUNICIPAL ELECTION
CITY OF FLORISSANT
TUESDAY, APRIL 3, 2007

OFFICIAL RESULTS


	TOTAL	PERCENT	03 = VOTER TURNOUT - TOTAL	TOTAL	PERCENT
01 = REGISTERED VOTERS - TOTAL	34,232				
02 = BALLOTS CAST - TOTAL	7,963				23.26
	01	02	03		
0418 FER3,15	393	93	23.66		
0426 FER11	317	55	17.35		
0479 FLO1,2,45	903	166	18.38		
0481 FLO3,FER41	1490	353	23.69		
0482 FLO4,11,12	974	354	36.34		
0483 FLO5,15,25	1786	526	29.45		
0484 FLO6,13	1404	276	19.66		
0485 FLO7,22,34,38,39,53	1704	485	28.46		
0486 FLO8,37	1378	390	28.30		
0487 FLO9,10	1417	359	25.34		
0492 FLO14,28,36,46,47	1374	485	35.30		
0494 FLO16,26,33,41,49	1513	328	21.68		
0495 FLO17	1279	272	21.27		
0498 FLO20,27,31,32,40,48	1118	417	37.30		
0499 FLO21,43,44,50,54,LC39	1413	289	20.45		
0501 FLO23,29	786	196	24.94		
0533 FLO55,FER48,50,52	2242	497	22.17		
0755 LC2,3,46	1467	314	21.40		
0757 LC4	542	107	19.74		
0758 LC5,19,27	1449	243	16.77		
0759 LC6,9	1701	337	19.81		
0763 LC10,23,25,37	1665	314	18.86		
0797 LC44	355	65	18.31		
0798 LC45	352	51	14.49		
0803 LC50	44	7	15.91		
1308 NW2,16	1537	277	18.02		
1310 NW4,71,77	1389	328	23.61		
1321 NW15,39,LC1	929	116	12.49		
1540 SPL14,26	968	194	20.04		
1544 SPL18	343	69	20.12		

MAYOR FLORISSANT (VOTE FOR) 1	VOTES	PERCENT	03 = INVALID WRITE-IN	VOTES	PERCENT
01 = ROBERT G. LOWERY SR.	4,521	57.32			
02 = ANDREW G. PODLESKI	3,359	42.59		7	.09
	01	02	03		
0418 FER3,15	52	39	0		
0426 FER11	28	26	0		
0479 FLO1,2,45	94	68	0		
0481 FLO3,FER41	249	100	1		
0482 FLO4,11,12	166	183	2		
0483 FLO5,15,25	296	226	0		
0484 FLO6,13	137	135	0		
0485 FLO7,22,34,38,39,53	245	239	0		
0486 FLO8,37	208	178	0		
0487 FLO9,10	196	161	0		
0492 FLO14,28,36,46,47	231	251	0		
0494 FLO16,26,33,41,49	183	142	0		
0495 FLO17	157	112	0		
0498 FLO20,27,31,32,40,48	182	235	0		
0499 FLO21,43,44,50,54,LC39	170	117	0		
0501 FLO23,29	104	91	0		
0533 FLO55,FER48,50,52	309	182	1		
0755 LC2,3,46	194	117	1		
0757 LC4	77	30	0		
0758 LC5,19,27	169	68	0		
0759 LC6,9	229	108	0		
0763 LC10,23,25,37	191	118	1		
0797 LC44	43	22	0		
0798 LC45	34	17	0		
0803 LC50	6	0	0		
1308 NW2,16	159	113	0		
1310 NW4,71,77	155	167	0		
1321 NW15,39,LC1	76	39	1		
1540 SPL14,26	143	47	0		
1544 SPL18	38	28	0		


MUNICIPAL JUDGE FLORISSANT (VOTE FOR) 1	VOTES	PERCENT	
01 = TIMOTHY W. KELLY	6,363	99.25	
02 = INVALID WRITE-IN	48	.75	
	01	02	
0418 FER3,15	77	1	
0426 FER11	49	1	
0479 FLO1,2,45	134	0	
0481 FLO3,FER41	274	1	
0482 FLO4,11,12	287	5	
0483 FLO5,15,25	407	0	
0484 FLO6,13	230	5	
0485 FLO7,22,34,38,39,53	398	5	
0486 FLO8,37	326	0	
0487 FLO9,10	294	1	
0492 FLO14,28,36,46,47	409	0	
0494 FLO16,26,33,41,49	252	1	
0495 FLO17	211	3	
0498 FLO20,27,31,32,40,48	325	4	

0499	FLO21, 43, 44, 50, 54, LC39	218	2
0501	FLO23, 29	151	1
0533	FLO55, FER48, 50, 52	397	3
0755	LC2, 3, 46	246	1
0757	LC4	89	2
0758	LC5, 19, 27	196	2
0759	LC6, 9	267	0
0763	LC10, 23, 25, 37	242	3
0797	LC44	56	1
0798	LC45	44	0
0803	LC50	4	0
1308	NW2, 16	219	2
1310	NW4, 71, 77	261	1
1321	NW15, 39, LC1	89	2
1540	SPL14, 26	158	0
1544	SPL18	53	1

WE, THE BOARD OF ELECTION COMMISSIONERS OF ST. LOUIS COUNTY, MISSOURI, ACTING AS THE VERIFICATION BOARD PURSUANT TO 115.507, R.S. Mo 1978, HEREBY CERTIFY THE FOREGOING TO BE A TRUE AND CORRECT ABSTRACT OF VOTES CAST FOR THE CANDIDATES AND PROPOSITIONS AT THE GENERAL MUNICIPAL ELECTION HELD IN ST. LOUIS COUNTY, MISSOURI, ON APRIL 3, 2007. IN TESTIMONY WHEREOF, WE HAVE HEREUNTO SET OUR HAND AT OUR OFFICE IN MAPLEWOOD, ST. LOUIS COUNTY, MISSOURI, ON APRIL 13, 2007.



 JOHN J. DIEHL, JR.,
 CHAIRMAN



 CHAIM H. ZIMBALIST,
 SECRETARY



 ANITA T. YECKEL,
 COMMISSIONER



 WILLIAM MILLER, JR.,
 COMMISSIONER

ELECTION SUMMARY

GENERAL MUNICIPAL ELECTION
CITY OF FRONTENAC
TUESDAY, APRIL 3, 2007

OFFICIAL RESULTS

RUN DATE:04/13/07 10:59 AM

01 = REGISTERED VOTERS - TOTAL	TOTAL	PERCENT	03 = VOTER TURNOUT - TOTAL	TOTAL	PERCENT
02 = BALLOTS CAST - TOTAL	2,905				17.14
	498				
	01	02	03		
1091 MR23,34	390	20	5.13		
1104 MR36	93	3	3.23		
1114 MR46	459	96	20.92		
1117 MR49,51,54	939	177	18.85		
1125 MR57,68,69,84	1024	202	19.73		

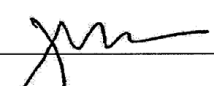
MAYOR FRONTENAC (VOTE FOR) 1	VOTES	PERCENT
01 = LEE MURRAY	421	99.06
02 = INVALID WRITE-IN	4	.94
	01	02
1091 MR23,34	16	0
1104 MR36	3	0
1114 MR46	86	1
1117 MR49,51,54	147	1
1125 MR57,68,69,84	169	2

ALDERMAN FRONTENAC WARD ONE (VOTE FOR) 1	VOTES	PERCENT
01 = SUSAN DURBIN	106	100.00
02 = INVALID WRITE-IN	0	
	01	02
1091 MR23,34	19	0
1104 MR36	3	0
1114 MR46	84	0


ALDERMAN FRONTENAC WARD TWO (VOTE FOR) 1	VOTES	PERCENT
01 = KEITH KRIEG	167	99.40
02 = INVALID WRITE-IN	1	.60
	01	02
1125 MR57,68,69,84	167	1

ALDERMAN FRONTENAC WARD THREE (VOTE FOR) 1	VOTES	PERCENT
01 = JOHN LEVIS	137	95.80
02 = INVALID WRITE-IN	6	4.20
	01	02
1117 MR49,51,54	137	6

WE, THE BOARD OF ELECTION COMMISSIONERS OF ST. LOUIS COUNTY, MISSOURI, ACTING AS THE VERIFICATION BOARD PURSUANT TO 115.507,R.S. Mo 1978, HEREBY CERTIFY THE FOREGOING TO BE A TRUE AND CORRECT ABSTRACT OF VOTES CAST FOR THE CANDIDATES AND PROPOSITIONS AT THE GENERAL MUNICIPAL ELECTION HELD IN ST. LOUIS COUNTY, MISSOURI, ON APRIL 3, 2007. IN TESTIMONY WHEREOF, WE HAVE HEREUNTO SET OUR HAND AT OUR OFFICE IN MAPLEWOOD, ST. LOUIS COUNTY, MISSOURI, ON APRIL 13, 2007.



JOHN J. DIEHL, JR.,
CHAIRMAN



CHAIM H. ZIMBALIST,
SECRETARY



ANITA T. YECKEL,
COMMISSIONER



WILLIAM MILLER, JR.,
COMMISSIONER

ELECTION SUMMARY

RUN DATE:04/13/07 11:00 AM


GENERAL MUNICIPAL ELECTION
 VILLAGE OF GLEN ECHO PARK
 TUESDAY, APRIL 3, 2007


OFFICIAL RESULTS

01 = REGISTERED VOTERS - TOTAL		TOTAL	PERCENT		03 = VOTER TURNOUT - TOTAL	TOTAL	PERCENT
02 = BALLOTS CAST - TOTAL		118	13			118	11.02
		118	13				
		01	02	03			
		118	13	11.02			

TRUSTEE GLEN ECHO PARK (VOTE FOR) 3		VOTES	PERCENT		VOTES	PERCENT
01 = AUDREY EDWARDS		11	29.73		03 = LEROY JACKSON	13 35.14
02 = LAWRENCE BARTON		12	32.43		04 = INVALID WRITE-IN	1 2.70
		01	02	03	04	
		11	12	13	1	

WE, THE BOARD OF ELECTION COMMISSIONERS OF ST. LOUIS COUNTY, MISSOURI, ACTING AS THE VERIFICATION BOARD PURSUANT TO 115.507,R.S.Mo 1978, HEREBY CERTIFY THE FOREGOING TO BE A TRUE AND CORRECT ABSTRACT OF VOTES CAST FOR THE CANDIDATES AND PROPOSITIONS AT THE GENERAL MUNICIPAL ELECTION HELD IN ST. LOUIS COUNTY, MISSOURI, ON APRIL 3, 2007. IN TESTIMONY WHEREOF, WE HAVE HEREUNTO SET OUR HAND AT OUR OFFICE IN MAPLEWOOD, ST. LOUIS COUNTY, MISSOURI, ON APRIL 13, 2007.


 JOHN J. DIEHL, JR.,
 CHAIRMAN


 CHAIM H. ZIMBALIST,
 SECRETARY


 ANITA T. YECKEL,
 COMMISSIONER


 WILLIAM MILLER, JR.,
 COMMISSIONER

ELECTION SUMMARY

GENERAL MUNICIPAL ELECTION
CITY OF GLENDALE
TUESDAY, APRIL 3, 2007

OFFICIAL RESULTS

RUN DATE:04/13/07 11:00 AM

01 = REGISTERED VOTERS - TOTAL
02 = BALLOTS CAST - TOTAL

TOTAL PERCENT
4,488
227

03 = VOTER TURNOUT - TOTAL

TOTAL PERCENT
5.06

	01	02	03
0645 JEF2,40	216	7	3.24
0675 JEF32,33	1475	69	4.68
0677 JEF34	1107	61	5.51
0678 JEF35	82	2	2.44
0679 JEF36	268	11	4.10
0680 JEF37,38,39	1340	77	5.75

MAYOR GLENDALE
(VOTE FOR) 1

	VOTES	PERCENT
01 = RICHARD MAGEE	216	99.08
02 = INVALID WRITE-IN	2	.92

	01	02
0645 JEF2,40	6	1
0675 JEF32,33	62	0
0677 JEF34	60	0
0678 JEF35	2	0
0679 JEF36	11	0
0680 JEF37,38,39	75	1

ALDERMAN GLENDALE WARD 1
(VOTE FOR) 1

	VOTES	PERCENT
01 = KAY SULLIVAN	65	100.00
02 = INVALID WRITE-IN	0	

	01	02
0675 JEF32,33	63	0
0678 JEF35	2	0

ALDERMAN GLENDALE WARD 2
(VOTE FOR) 1

	VOTES	PERCENT
01 = JOHN BENZ	79	97.53
02 = INVALID WRITE-IN	2	2.47


	01	02
0645 JEF2,40	6	1
0680 JEF37,38,39	73	1


ALDERMAN GLENDALE WARD 3
(VOTE FOR) 1

	VOTES	PERCENT
01 = DEB VOSS	68	100.00
02 = INVALID WRITE-IN	0	


	01	02
0677 JEF34	57	0
0679 JEF36	11	0

WE, THE BOARD OF ELECTION COMMISSIONERS OF ST. LOUIS COUNTY, MISSOURI, ACTING AS THE VERIFICATION BOARD PURSUANT TO 115.507,R.S.Mo 1978, HEREBY CERTIFY THE FOREGOING TO BE A TRUE AND CORRECT ABSTRACT OF VOTES CAST FOR THE CANDIDATES AND PROPOSITIONS AT THE GENERAL MUNICIPAL ELECTION HELD IN ST. LOUIS COUNTY, MISSOURI, ON APRIL 3, 2007. IN TESTIMONY WHEREOF, WE HAVE HEREUNTO SET OUR HAND AT OUR OFFICE IN MAPLEWOOD, ST. LOUIS COUNTY, MISSOURI, ON APRIL 13, 2007.


JOHN J. DIEHL, JR.,
CHAIRMAN


CHAIM H. ZIMBALIST,
SECRETARY


ANITA T. YECKEL,
COMMISSIONER


WILLIAM MILLER, JR.,
COMMISSIONER

ELECTION SUMMARY

RUN DATE:04/13/07 11:00 AM

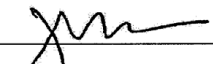
GENERAL MUNICIPAL ELECTION
TOWN OF GRANTWOOD VILLAGE
TUESDAY, APRIL 3, 2007

OFFICIAL RESULTS


01 = REGISTERED VOTERS - TOTAL		TOTAL	PERCENT		03 = VOTER TURNOUT - TOTAL	TOTAL	PERCENT
02 = BALLOTS CAST - TOTAL		708				8.47	
		60					
	01	02	03				
0577 GRA44	697	60	8.61				
0582 GRA49	11	0	.00				

TRUSTEE GRANTWOOD		VOTES	PERCENT		VOTES	PERCENT
(VOTE FOR) 3						
01 = ROBERT A. PREBIL		55	34.38	03 = GUS A. NELSON	50	31.25
02 = MICHAEL P. BOONE		55	34.38	04 = INVALID WRITE-IN	0	
	01	02	03	04		
0577 GRA44	55	55	50	0		
0582 GRA49	0	0	0	0		

WE, THE BOARD OF ELECTION COMMISSIONERS OF ST. LOUIS COUNTY, MISSOURI, ACTING AS THE VERIFICATION BOARD PURSUANT TO 115.507,R.S.Mo 1978, HEREBY CERTIFY THE FOREGOING TO BE A TRUE AND CORRECT ABSTRACT OF VOTES CAST FOR THE CANDIDATES AND PROPOSITIONS AT THE GENERAL MUNICIPAL ELECTION HELD IN ST. LOUIS COUNTY, MISSOURI, ON APRIL 3, 2007. IN TESTIMONY WHEREOF, WE HAVE HEREUNTO SET OUR HAND AT OUR OFFICE IN MAPLEWOOD, ST. LOUIS COUNTY, MISSOURI, ON APRIL 13, 2007.



JOHN J. DIEHL, JR.,
CHAIRMAN



CHAIM H. ZIMBALIST,
SECRETARY



ANITA T. YECKEL,
COMMISSIONER



WILLIAM MILLER, JR.,
COMMISSIONER

ELECTION SUMMARY

GENERAL MUNICIPAL ELECTION
CITY OF GREENDALE
TUESDAY, APRIL 3, 2007

OFFICIAL RESULTS

RUN DATE:04/13/07 11:01 AM

01 = REGISTERED VOTERS - TOTAL		TOTAL	PERCENT		03 = VOTER TURNOUT - TOTAL	TOTAL	PERCENT
02 = BALLOTS CAST - TOTAL		550				25.09	
		138					

		01	02	03			

1188 NOR16		344	77	22.38			
1213 NOR41		206	61	29.61			

		VOTES	PERCENT
MAYOR GREENDALE			
(VOTE FOR) 1			
01 = CHARLES ELLIS		114	98.28
02 = INVALID WRITE-IN		2	1.72

		01	02

1188 NOR16		65	1
1213 NOR41		49	1

		VOTES	PERCENT
MARSHAL GREENDALE			
(VOTE FOR) 1			
01 = JOHNNY PARISH		120	98.36
02 = INVALID WRITE-IN		2	1.64

		01	02

1188 NOR16		66	2
1213 NOR41		54	0

		VOTES	PERCENT
ALDERPERSON GREENDALE WARD 1			
(VOTE FOR) 1			
01 = CHANDRA COUGHLEY		69	98.57
02 = INVALID WRITE-IN		1	1.43

		01	02

1188 NOR16		69	1

		VOTES	PERCENT
ALDERPERSON GREENDALE WARD 2			
(VOTE FOR) 1			
01 = WILLIAM T. HUNOT		56	98.25
02 = INVALID WRITE-IN		1	1.75

		01	02

1213 NOR41		56	1

		VOTES	PERCENT
PROPOSITION A - CITY OF GREENDALE			
* * BUSINESS LICENSE FEE * *			
(VOTE FOR) 1			
01 = YES		101	74.81
02 = NO		34	25.19

		01	02


1188 NOR16		56	19
1213 NOR41		45	15

		VOTES	PERCENT
PROPOSITION B - CITY OF GREENDALE			
* * LATERAL SEWERS * *			
(VOTE FOR) 1			
01 = YES		90	67.67
02 = NO		43	32.33

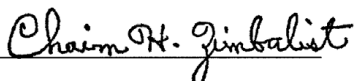
		01	02

1188 NOR16		48	26
1213 NOR41		42	17

WE, THE BOARD OF ELECTION COMMISSIONERS OF ST. LOUIS COUNTY, MISSOURI, ACTING AS THE VERIFICATION BOARD PURSUANT TO 115.507, R.S. Mo 1978, HEREBY CERTIFY THE FOREGOING TO BE A TRUE AND CORRECT ABSTRACT OF VOTES CAST FOR THE CANDIDATES AND PROPOSITIONS AT THE GENERAL MUNICIPAL ELECTION HELD IN ST. LOUIS COUNTY, MISSOURI, ON APRIL 3, 2007. IN TESTIMONY WHEREOF, WE HAVE HEREUNTO SET OUR HAND AT OUR OFFICE IN MAPLEWOOD, ST. LOUIS COUNTY, MISSOURI, ON APRIL 13, 2007.




JOHN J. DIEHL, JR.,
CHAIRMAN



CHAIM H. ZIMBALIST,
SECRETARY



ANITA T. YECKEL,
COMMISSIONER



WILLIAM MILLER, JR.,
COMMISSIONER

ELECTION SUMMARY

RUN DATE:04/13/07 11:01 AM


GENERAL MUNICIPAL ELECTION
 VILLAGE OF HANLEY HILLS
 TUESDAY, APRIL 3, 2007


OFFICIAL RESULTS

01 = REGISTERED VOTERS - TOTAL	TOTAL	PERCENT	03 = VOTER TURNOUT - TOTAL	TOTAL	PERCENT
02 = BALLOTS CAST - TOTAL	1,389	193			13.89
	01	02	03		
1647 UNV46	1389	193	13.89		

TRUSTEE HANLEY HILLS (VOTE FOR) 5	VOTES	PERCENT		VOTES	PERCENT				
01 = LOUISE CHAMBERS KRUEGER	106	12.94		107	13.06				
02 = JULIA BOWEN	120	14.65	06 = MICHAEL KRUEGER	84	10.26				
03 = STANLEY TAYLOR	81	9.89	07 = JEFFREY WALTON	119	14.53				
04 = WILLIE J. DANIEL	75	9.16	08 = J. T. LAURENT	0					
05 = KA'TINA MCGUIRE	127	15.51	09 = JESSIE E MAPP (0 WRITE-IN VOTES) OF						
	01	02	03	04	05	06	07	08	09
1647 UNV46	106	120	81	75	127	107	84	119	0

WE, THE BOARD OF ELECTION COMMISSIONERS OF ST. LOUIS COUNTY, MISSOURI, ACTING AS THE VERIFICATION BOARD PURSUANT TO 115.507,R.S.Mo 1978, HEREBY CERTIFY THE FOREGOING TO BE A TRUE AND CORRECT ABSTRACT OF VOTES CAST FOR THE CANDIDATES AND PROPOSITIONS AT THE GENERAL MUNICIPAL ELECTION HELD IN ST. LOUIS COUNTY, MISSOURI, ON APRIL 3, 2007. IN TESTIMONY WHEREOF, WE HAVE HEREUNTO SET OUR HAND AT OUR OFFICE IN MAPLEWOOD, ST. LOUIS COUNTY, MISSOURI, ON APRIL 13, 2007.


 JOHN J. DIEHL, JR.,
 CHAIRMAN


 CHAIM H. ZIMBALIST,
 SECRETARY


 ANITA T. YECKEL,
 COMMISSIONER


 WILLIAM MILLER, JR.,
 COMMISSIONER

ELECTION SUMMARY

GENERAL MUNICIPAL ELECTION
CITY OF HAZELWOOD
TUESDAY, APRIL 3, 2007

OFFICIAL RESULTS

RUN DATE:04/13/07 11:01 AM

	TOTAL	PERCENT	03 = VOTER TURNOUT - TOTAL	TOTAL	PERCENT
01 = REGISTERED VOTERS - TOTAL	7,903				
02 = BALLOTS CAST - TOTAL	363				4.59
	01	02	03		
0034 AP34,60,61,FER61	405	13	3.21		
0508 FLO30,35	812	48	5.91		
0529 FLO51	588	25	4.25		
0760 LC7,13,34	913	49	5.37		
0764 LC11,40	493	21	4.26		
0765 LC12	52	4	7.69		
0768 LC15,33	1253	53	4.23		
0791 LC38,41	207	15	7.25		
1312 NW6,46,72,74	1079	48	4.45		
1315 NW9,22,23,27,47,51,52,54	771	28	3.63		
1331 NW25	134	3	2.24		
1339 NW33,34,63	1042	49	4.70		
1379 NW73	154	7	4.55		

COUNCIL MEMBER HAZELWOOD WARD 1
(VOTE FOR) 1

	VOTES	PERCENT
01 = MATTHEW G. ROBINSON	87	100.00
02 = INVALID WRITE-IN	0	
	01	02
0764 LC11,40	21	0
0765 LC12	4	0
0791 LC38,41	13	0
1331 NW25	2	0
1339 NW33,34,63	47	0

COUNCIL MEMBER HAZELWOOD WARD 3
(VOTE FOR) 1

	VOTES	PERCENT
01 = TERRY SALFEN	95	98.96
02 = INVALID WRITE-IN	1	1.04
	01	02
0760 LC7,13,34	45	1
0768 LC15,33	50	0


COUNCIL MEMBER HAZELWOOD WARD 5
(VOTE FOR) 1

	VOTES	PERCENT
01 = PEG C. LAMPERT	76	97.44
02 = INVALID WRITE-IN	2	2.56
	01	02
0034 AP34,60,61,FER61	12	0
0508 FLO30,35	40	2
0529 FLO51	24	0


COUNCIL MEMBER HAZELWOOD WARD 7
(VOTE FOR) 1

	VOTES	PERCENT
01 = ROSALIE HENDON	71	98.61
02 = INVALID WRITE-IN	1	1.39
	01	02
1312 NW6,46,72,74	42	0
1315 NW9,22,23,27,47,51,52,54	23	0
1379 NW73	6	1

WE, THE BOARD OF ELECTION COMMISSIONERS OF ST. LOUIS COUNTY, MISSOURI, ACTING AS THE VERIFICATION BOARD PURSUANT TO 115.507, R.S. Mo 1978, HEREBY CERTIFY THE FOREGOING TO BE A TRUE AND CORRECT ABSTRACT OF VOTES CAST FOR THE CANDIDATES AND PROPOSITIONS AT THE GENERAL MUNICIPAL ELECTION HELD IN ST. LOUIS COUNTY, MISSOURI, ON APRIL 3, 2007. IN TESTIMONY WHEREOF, WE HAVE HEREUNTO SET OUR HAND AT OUR OFFICE IN MAPLEWOOD, ST. LOUIS COUNTY, MISSOURI, ON APRIL 13, 2007.




JOHN J. DIEHL, JR.,
CHAIRMAN



CHAIM H. ZIMBALIST,
SECRETARY



ANITA T. YECKEL,
COMMISSIONER



WILLIAM MILLER, JR.,
COMMISSIONER

ELECTION SUMMARY

RUN DATE:04/13/07 11:02 AM

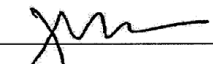
GENERAL MUNICIPAL ELECTION
 VILLAGE OF HILLSDALE
 TUESDAY, APRIL 3, 2007

OFFICIAL RESULTS


	TOTAL			PERCENT	TOTAL			PERCENT
01 = REGISTERED VOTERS - TOTAL	966				03 = VOTER TURNOUT - TOTAL			7.04
02 = BALLOTS CAST - TOTAL	68							
	01	02	03					
1650 UNV49,52	335	45	13.43					
1652 UNV51	631	23	3.65					

	VOTES			PERCENT	VOTES			PERCENT
TRUSTEE HILLSDALE (VOTE FOR) 2	56			50.91	03 = INVALID WRITE-IN			0
01 = WILLIE THOMAS	54			49.09				
02 = BYRON SAUNDERS	01	02	03					
1650 UNV49,52	35	36	0					
1652 UNV51	21	18	0					

WE, THE BOARD OF ELECTION COMMISSIONERS OF ST. LOUIS COUNTY, MISSOURI, ACTING AS THE VERIFICATION BOARD PURSUANT TO 115.507,R.S.Mo 1978, HEREBY CERTIFY THE FOREGOING TO BE A TRUE AND CORRECT ABSTRACT OF VOTES CAST FOR THE CANDIDATES AND PROPOSITIONS AT THE GENERAL MUNICIPAL ELECTION HELD IN ST. LOUIS COUNTY, MISSOURI, ON APRIL 3, 2007. IN TESTIMONY WHEREOF, WE HAVE HEREUNTO SET OUR HAND AT OUR OFFICE IN MAPLEWOOD, ST. LOUIS COUNTY, MISSOURI, ON APRIL 13, 2007.



 JOHN J. DIEHL, JR.,
 CHAIRMAN



 CHAIM H. ZIMBALIST,
 SECRETARY



 ANITA T. YECKEL,
 COMMISSIONER



 WILLIAM MILLER, JR.,
 COMMISSIONER

ELECTION SUMMARY
RUN DATE:04/13/07 11:02 AM

GENERAL MUNICIPAL ELECTION
CITY OF HUNTLEIGH
TUESDAY, APRIL 3, 2007

OFFICIAL RESULTS

01 = REGISTERED VOTERS - TOTAL	TOTAL	PERCENT	03 = VOTER TURNOUT - TOTAL	TOTAL	PERCENT
02 = BALLOTS CAST - TOTAL	277			6.14	
	17				
	01	02	03		
0322 CLA34	80	. . 6	7.50		
0324 CLA36	71	. . 2	2.82		
0343 CLA55	126	. . 9	7.14		

MAYOR HUNTLEIGH
(VOTE FOR) 1
01 = F. GILBERT BICKEL, III
02 = INVALID WRITE-IN

	01	02
0322 CLA34	6	0
0324 CLA36	2	0
0343 CLA55	9	0

MARSHAL HUNTLEIGH
(VOTE FOR) 1
01 = PETER VON GONTARD
02 = INVALID WRITE-IN

	01	02
0322 CLA34	6	0
0324 CLA36	2	0
0343 CLA55	9	0


ALDERMAN HUNTLEIGH WARD 1
(VOTE FOR) 1
01 = WILLIAM E. CORNELIUS
02 = INVALID WRITE-IN


	01	02
0324 CLA36	2	0

ALDERMAN HUNTLEIGH WARD 2
(VOTE FOR) 1
01 = JAGDISH L. HINDUJA
02 = INVALID WRITE-IN

	01	02
0322 CLA34	6	0
0343 CLA55	9	0

WE, THE BOARD OF ELECTION COMMISSIONERS OF ST. LOUIS COUNTY, MISSOURI, ACTING AS THE VERIFICATION BOARD PURSUANT TO 115.507,R.S.Mo 1978, HEREBY CERTIFY THE FOREGOING TO BE A TRUE AND CORRECT ABSTRACT OF VOTES CAST FOR THE CANDIDATES AND PROPOSITIONS AT THE GENERAL MUNICIPAL ELECTION HELD IN ST. LOUIS COUNTY, MISSOURI, ON APRIL 3, 2007. IN TESTIMONY WHEREOF, WE HAVE HEREUNTO SET OUR HAND AT OUR OFFICE IN MAPLEWOOD, ST. LOUIS COUNTY, MISSOURI, ON APRIL 13, 2007.


JOHN J. DIEHL, JR.,
CHAIRMAN


CHAIM H. ZIMBALIST,
SECRETARY


ANITA T. YECKEL,
COMMISSIONER


WILLIAM MILLER, JR.,
COMMISSIONER

ELECTION SUMMARY
 RUN DATE:04/13/07 11:02 AM

GENERAL MUNICIPAL ELECTION
 CITY OF JENNINGS
 TUESDAY, APRIL 3, 2007

OFFICIAL RESULTS

	TOTAL			PERCENT		TOTAL		PERCENT	
01 = REGISTERED VOTERS - TOTAL	9,469					03 = VOTER TURNOUT - TOTAL		17.62	
02 = BALLOTS CAST - TOTAL	1,668								
	01	02	03						
1180 NOR8	17	3	17.65						
1195 NOR23,25	823	123	14.95						
1200 NOR28	313	38	12.14						
1217 NOR45,46,55,58	1176	176	14.97						
1230 NOR59,60	855	84	9.82						
1233 NOR62	113	15	13.27						
1254 NRW18,60,64	512	142	27.73						
1266 NRW30,32,33,36	969	142	14.65						
1267 NRW31	7	4	57.14						
1270 NRW34	37	5	13.51						
1271 NRW35	652	121	18.56						
1273 NRW37,38	861	184	21.37						
1276 NRW40	345	42	12.17						
1283 NRW47	840	88	10.48						
1285 NRW49,65,67	1265	300	23.72						
1295 NRW59,63,66	627	185	29.51						
1297 NRW61	4	0	.00						
1298 NRW62	53	16	30.19						

MAYOR JENNINGS					VOTES		PERCENT		VOTES		PERCENT	
(VOTE FOR) 1												
01 = HERMAN BARNES, JR.					296		17.92		03 = BENJAMIN C. (BEN) SUTPHIN		795	
02 = YOLONDA FOUNTAIN-HENDERSON					561		33.96		04 = INVALID WRITE-IN		0	
	01	02	03	04								
1180 NOR8	0	1	1	0								
1195 NOR23,25	21	34	67	0								
1200 NOR28	5	11	22	0								
1217 NOR45,46,55,58	46	64	65	0								
1230 NOR59,60	12	42	29	0								
1233 NOR62	1	11	3	0								
1254 NRW18,60,64	26	41	75	0								
1266 NRW30,32,33,36	15	61	66	0								
1267 NRW31	1	1	2	0								
1270 NRW34	1	2	2	0								
1271 NRW35	17	42	60	0								
1273 NRW37,38	30	42	108	0								
1276 NRW40	13	9	17	0								
1283 NRW47	23	36	29	0								
1285 NRW49,65,67	70	108	119	0								
1295 NRW59,63,66	14	47	124	0								
1297 NRW61	0	0	0	0								
1298 NRW62	1	9	6	0								

COUNCILMAN JENNINGS WARD 1					VOTES		PERCENT		VOTES		PERCENT	
(VOTE FOR) 1												
01 = ALLAN D. STICHNOTE					245		61.25		03 = INVALID WRITE-IN		0	
02 = SARITA KALU					155		38.75					
	01	02	03	04								
1254 NRW18,60,64	86	48	0									
1266 NRW30,32,33,36	78	55	0									
1267 NRW31	2	2	0									
1270 NRW34	4	1	0									
1271 NRW35	66	42	0									
1298 NRW62	9	7	0									

COUNCILMAN JENNINGS WARD 2					VOTES		PERCENT		VOTES		PERCENT	
(VOTE FOR) 1												
01 = YOLANDA AUSTIN					351		56.70		03 = GEORGIA DENISE MCDUFFIE		51	
02 = DON R. BENSKI					217		35.06		04 = INVALID WRITE-IN		0	
	01	02	03	04								
1273 NRW37,38	66	84	10	0								
1285 NRW49,65,67	201	63	21	0								
1295 NRW59,63,66	84	70	20	0								
1297 NRW61	0	0	0	0								

COUNCILMAN JENNINGS WARD 3					VOTES		PERCENT		VOTES		PERCENT	
(VOTE FOR) 1												
01 = TIM MOONEY					69		21.36		03 = ROBERT M. BETTS, SR.		92	
02 = KATHLEEN A. STEINLAGE					161		49.85		04 = INVALID WRITE-IN		1	
	01	02	03	04								
1195 NOR23,25	8	74	32	1								
1200 NOR28	12	13	11	0								
1217 NOR45,46,55,58	49	74	49	0								


COUNCILMAN JENNINGS WARD 4
 (VOTE FOR) 1
 01 = RODNEY EPPS
 02 = INVALID WRITE-IN

VOTES PERCENT


175 95.11
 9 4.89

	01	02
1180 NOR8	1	0
1230 NOR59,60	60	6
1233 NOR62	10	0
1276 NRW40	28	1
1283 NRW47	76	2

WE, THE BOARD OF ELECTION COMMISSIONERS OF ST. LOUIS COUNTY, MISSOURI, ACTING AS THE VERIFICATION BOARD PURSUANT TO 115.507, R.S. Mo 1978, HEREBY CERTIFY THE FOREGOING TO BE A TRUE AND CORRECT ABSTRACT OF VOTES CAST FOR THE CANDIDATES AND PROPOSITIONS AT THE GENERAL MUNICIPAL ELECTION HELD IN ST. LOUIS COUNTY, MISSOURI, ON APRIL 3, 2007. IN TESTIMONY WHEREOF, WE HAVE HEREUNTO SET OUR HAND AT OUR OFFICE IN MAPLEWOOD, ST. LOUIS COUNTY, MISSOURI, ON APRIL 13, 2007.




 JOHN J. DIEHL, JR.,
 CHAIRMAN



 CHAIM H. ZIMBALIST,
 SECRETARY



 ANITA T. YECKEL,
 COMMISSIONER



 WILLIAM MILLER, JR.,
 COMMISSIONER

ELECTION SUMMARY

GENERAL MUNICIPAL ELECTION
CITY OF KINLOCH
TUESDAY, APRIL 3, 2007

OFFICIAL RESULTS

RUN DATE:04/13/07 11:03 AM

01 = REGISTERED VOTERS - TOTAL
02 = BALLOTS CAST - TOTAL

TOTAL PERCENT
278
26

03 = VOTER TURNOUT - TOTAL

TOTAL PERCENT
9.35

	01	02	03
1244 NRW8,9,10,11,13	121	13	10.74
1248 NRW12,14,15,16	157	13	8.28

MAYOR KINLOCH
(VOTE FOR) 1
01 = KEITH L. CONWAY
02 = INVALID WRITE-IN

TOTAL PERCENT
24 100.00
0

	01	02
1244 NRW8,9,10,11,13	13	0
1248 NRW12,14,15,16	11	0

ALDERPERSON KINLOCH WARD 1
(VOTE FOR) 1
01 = BETTY MCCRAY
02 = INVALID WRITE-IN

TOTAL PERCENT
13 100.00
0

	01	02
1244 NRW8,9,10,11,13	13	0

ALDERPERSON KINLOCH WARD 2
(VOTE FOR) 1
01 = DARREN SMALL
02 = INVALID WRITE-IN

TOTAL PERCENT
11 100.00
0

	01	02
1248 NRW12,14,15,16	11	0

PROPOSITION A - CITY OF KINLOCH
* * ALDERPERSON TERM OF OFFICE * *
(VOTE FOR) 1
01 = YES
02 = NO

TOTAL PERCENT
23 88.46
3 11.54


	01	02
1244 NRW8,9,10,11,13	10	3
1248 NRW12,14,15,16	13	0

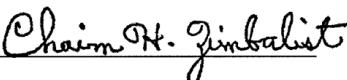
PROPOSITION B - CITY OF KINLOCH
* * CHANGE MAYOR TO FULL-TIME * *
(VOTE FOR) 1
01 = YES
02 = NO

TOTAL PERCENT
22 84.62
4 15.38


	01	02
1244 NRW8,9,10,11,13	12	1
1248 NRW12,14,15,16	10	3

WE, THE BOARD OF ELECTION COMMISSIONERS OF ST. LOUIS COUNTY, MISSOURI, ACTING AS THE VERIFICATION BOARD PURSUANT TO 115.507,R.S.Mo 1978, HEREBY CERTIFY THE FOREGOING TO BE A TRUE AND CORRECT ABSTRACT OF VOTES CAST FOR THE CANDIDATES AND PROPOSITIONS AT THE GENERAL MUNICIPAL ELECTION HELD IN ST. LOUIS COUNTY, MISSOURI, ON APRIL 3, 2007. IN TESTIMONY WHEREOF, WE HAVE HEREUNTO SET OUR HAND AT OUR OFFICE IN MAPLEWOOD, ST. LOUIS COUNTY, MISSOURI, ON APRIL 13, 2007.


JOHN J. DIEHL, JR.,
CHAIRMAN


CHAIM H. ZIMBALIST,
SECRETARY


ANITA T. YECKEL,
COMMISSIONER


WILLIAM MILLER, JR.,
COMMISSIONER

ELECTION SUMMARY
 RUN DATE:04/13/07 11:03 AM

GENERAL MUNICIPAL ELECTION
 CITY OF LADUE
 TUESDAY, APRIL 3, 2007

OFFICIAL RESULTS

	TOTAL	PERCENT	03 = VOTER TURNOUT - TOTAL	TOTAL	PERCENT
01 = REGISTERED VOTERS - TOTAL	6,918				
02 = BALLOTS CAST - TOTAL	1,659				23.98
	01	02	03		
0295 CLA7	411	83	20.19		
0300 CLA12	294	94	31.97		
0301 CLA13,14,47	1327	359	27.05		
0303 CLA15,16	1297	204	15.73		
0306 CLA18,40,63	954	274	28.72		
0312 CLA24	407	71	17.44		
0313 CLA25,45	1008	236	23.41		
0314 CLA26	108	15	13.89		
0325 CLA37	890	283	31.80		
0349 CLA61,62	222	40	18.02		


	VOTES	PERCENT
MAYOR LADUE		
(VOTE FOR) 1		
01 = IRENE S. HOLMES	1,402	98.59
02 = INVALID WRITE-IN	20	1.41
	01	02
0295 CLA7	64	1
0300 CLA12	77	2
0301 CLA13,14,47	309	6
0303 CLA15,16	179	3
0306 CLA18,40,63	236	3
0312 CLA24	54	1
0313 CLA25,45	206	1
0314 CLA26	14	0
0325 CLA37	232	1
0349 CLA61,62	31	2

	VOTES	PERCENT
ALDERMAN LADUE WARD 1		
(VOTE FOR) 1		
01 = ANTHONY M. BOMMARITO	448	98.68
02 = INVALID WRITE-IN	6	1.32
	01	02
0295 CLA7	69	1
0301 CLA13,14,47	317	4
0312 CLA24	62	1


	VOTES	PERCENT
ALDERMAN LADUE WARD 2		
(VOTE FOR) 1		
01 = JOHN R. FOX	397	99.00
02 = INVALID WRITE-IN	4	1.00
	01	02
0303 CLA15,16	164	4
0313 CLA25,45	202	0
0349 CLA61,62	31	0

	VOTES	PERCENT	VOTES	PERCENT
ALDERMAN LADUE WARD 3				
(VOTE FOR) 1				
01 = NANCY F. SPEWAK	466	71.69		
02 = MARYANN ROBER	184	28.31	03 = INVALID WRITE-IN	0
	01	02	03	
0300 CLA12	58	32	0	
0306 CLA18,40,63	194	75	0	
0314 CLA26	9	6	0	
0325 CLA37	205	71	0	

WE, THE BOARD OF ELECTION COMMISSIONERS OF ST. LOUIS COUNTY, MISSOURI, ACTING AS THE VERIFICATION BOARD PURSUANT TO 115.507, R.S. Mo 1978, HEREBY CERTIFY THE FOREGOING TO BE A TRUE AND CORRECT ABSTRACT OF VOTES CAST FOR THE CANDIDATES AND PROPOSITIONS AT THE GENERAL MUNICIPAL ELECTION HELD IN ST. LOUIS COUNTY, MISSOURI, ON APRIL 3, 2007. IN TESTIMONY WHEREOF, WE HAVE HEREUNTO SET OUR HAND AT OUR OFFICE IN MAPLEWOOD, ST. LOUIS COUNTY, MISSOURI, ON APRIL 13, 2007.




JOHN J. DIEHL, JR.,
CHAIRMAN



CHAIM H. ZIMBALIST,
SECRETARY



ANITA T. YECKEL,
COMMISSIONER



WILLIAM MILLER, JR.,
COMMISSIONER

ELECTION SUMMARY

GENERAL MUNICIPAL ELECTION
CITY OF LAKESHIRE
TUESDAY, APRIL 3, 2007

OFFICIAL RESULTS

RUN DATE:04/13/07 11:03 AM

01 = REGISTERED VOTERS - TOTAL		TOTAL	PERCENT		03 = VOTER TURNOUT - TOTAL	TOTAL	PERCENT
02 = BALLOTS CAST - TOTAL		867				143	16.49
		143					
		-----				-----	
		01	02	03			
		-----	-----	-----			
0379 CON26		206	17	8.25			
0388 CON35,36		371	81	21.83			
0390 CON37		290	45	15.52			

		VOTES	PERCENT
ALDERMAN LAKESHIRE WARD 1			
(VOTE FOR) 1			
01 = MICHAEL HEARN		63	100.00
02 = INVALID WRITE-IN		0	

		01	02
		-----	-----
0388 CON35,36		63	0

		VOTES	PERCENT
ALDERMAN LAKESHIRE WARD 2			
(VOTE FOR) 1			
01 = STEVEN A. ZUMWALT		35	97.22
02 = INVALID WRITE-IN		1	2.78

		01	02
		-----	-----
0390 CON37		35	1


		VOTES	PERCENT
ALDERMAN LAKESHIRE WARD 3			
(VOTE FOR) 1			
01 = DENISE C. LIZENBY		15	100.00
02 = INVALID WRITE-IN		0	

		01	02
		-----	-----
0379 CON26		15	0

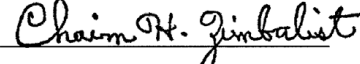
		VOTES	PERCENT
PROPOSITION A - CITY OF LAKESHIRE			
* * SALES TAX - CAPITAL IMPROVEMENTS * *			
(VOTE FOR) 1			
01 = YES		117	86.03
02 = NO		19	13.97

		01	02
		-----	-----
0379 CON26		12	4
0388 CON35,36		67	9
0390 CON37		38	6

WE, THE BOARD OF ELECTION COMMISSIONERS OF ST. LOUIS COUNTY, MISSOURI, ACTING AS THE VERIFICATION BOARD PURSUANT TO 115.507,R.S.Mo 1978, HEREBY CERTIFY THE FOREGOING TO BE A TRUE AND CORRECT ABSTRACT OF VOTES CAST FOR THE CANDIDATES AND PROPOSITIONS AT THE GENERAL MUNICIPAL ELECTION HELD IN ST. LOUIS COUNTY, MISSOURI, ON APRIL 3, 2007. IN TESTIMONY WHEREOF, WE HAVE HEREUNTO SET OUR HAND AT OUR OFFICE IN MAPLEWOOD, ST. LOUIS COUNTY, MISSOURI, ON APRIL 13, 2007.




JOHN J. DIEHL, JR.,
CHAIRMAN



CHAIM H. ZIMBALIST,
SECRETARY



ANITA T. YECKEL,
COMMISSIONER



WILLIAM MILLER, JR.,
COMMISSIONER

ELECTION SUMMARY

RUN DATE:04/13/07 11:04 AM

GENERAL MUNICIPAL ELECTION
VILLAGE OF MACKENZIE
TUESDAY, APRIL 3, 2007

OFFICIAL RESULTS

01 = REGISTERED VOTERS - TOTAL
02 = BALLOTS CAST - TOTAL

TOTAL PERCENT
94 3

03 = VOTER TURNOUT - TOTAL

TOTAL PERCENT
3.19

01	02	03
94	3	3.19

0572 GRA39

TRUSTEE MACKENZIE
(VOTE FOR) 3

01 = PATRICIA ARRENDELL
02 = PATRICIA BERRY

VOTES PERCENT


03 = MICHAEL SALMO
04 = INVALID WRITE-IN


VOTES PERCENT

01	02	03	04
3	3	3	0

0572 GRA39

WE, THE BOARD OF ELECTION COMMISSIONERS OF ST. LOUIS COUNTY, MISSOURI, ACTING AS THE VERIFICATION BOARD PURSUANT TO 115.507,R.S.Mo 1978, HEREBY CERTIFY THE FOREGOING TO BE A TRUE AND CORRECT ABSTRACT OF VOTES CAST FOR THE CANDIDATES AND PROPOSITIONS AT THE GENERAL MUNICIPAL ELECTION HELD IN ST. LOUIS COUNTY, MISSOURI, ON APRIL 3, 2007. IN TESTIMONY WHEREOF, WE HAVE HEREUNTO SET OUR HAND AT OUR OFFICE IN MAPLEWOOD, ST. LOUIS COUNTY, MISSOURI, ON APRIL 13, 2007.


JOHN J. DIEHL, JR.,
CHAIRMAN


CHAIM H. ZIMBALIST,
SECRETARY


ANITA T. YECKEL,
COMMISSIONER


WILLIAM MILLER, JR.,
COMMISSIONER

ELECTION SUMMARY

GENERAL MUNICIPAL ELECTION
CITY OF MANCHESTER
TUESDAY, APRIL 3, 2007

OFFICIAL RESULTS

RUN DATE:04/13/07 11:04 AM


	TOTAL	PERCENT	03 = VOTER TURNOUT - TOTAL	TOTAL	PERCENT
01 = REGISTERED VOTERS - TOTAL	12,783				
02 = BALLOTS CAST - TOTAL	2,134				16.69
	01	02	03		
0697 LAF1	358	89	24.86		
0698 LAF2,57	1382	272	19.68		
0699 LAF3	127	30	23.62		
1098 MR30	587	191	32.54		
1423 QUE2,22,58	1330	254	19.10		
1424 QUE3	110	17	15.45		
1425 QUE4,20	379	52	13.72		
1428 QUE7	786	77	9.80		
1431 QUE10,39	916	68	7.42		
1444 QUE23	874	157	17.96		
1450 QUE29	1416	205	14.48		
1451 QUE30	126	32	25.40		
1455 QUE34,57	442	68	15.38		
1465 QUE44	1011	163	16.12		
1466 QUE45	1181	120	10.16		
1477 QUE56	924	165	17.86		
1481 QUE60	388	78	20.10		
1483 QUE62	446	96	21.52		


	VOTES	PERCENT		VOTES	PERCENT
ALDERMAN MANCHESTER WARD 1 (VOTE FOR) 1					
01 = J. STEINBRENNER	420	51.34			
02 = BOB TULLOCK (388 WRITE-IN VOTES) OF	398	48.66			
	01	02			
0697 LAF1	49	40			
0699 LAF3	27	3			
1098 MR30	83	106			
1423 QUE2,22,58	112	135			
1444 QUE23	79	76			
1451 QUE30	19	11			
1481 QUE60	51	27			

	VOTES	PERCENT		VOTES	PERCENT
ALDERMAN MANCHESTER WARD 2 (VOTE FOR) 1					
01 = MIKE CLEMENT	351	71.49			
02 = DENEAL SCHILMEISTER	137	27.90	03 = INVALID WRITE-IN	3	.61
	01	02	03		
1424 QUE3	16	1	0		
1425 QUE4,20	31	21	0		
1428 QUE7	38	38	0		
1431 QUE10,39	56	11	0		
1465 QUE44	133	26	3		
1466 QUE45	77	40	0		


	VOTES	PERCENT		VOTES	PERCENT
ALDERMAN MANCHESTER WARD 3 (VOTE FOR) 1					
01 = DON RYAN	410	51.19			
02 = BRAD ZIEGLER	390	48.69	03 = INVALID WRITE-IN	1	.12
	01	02	03		
0698 LAF2,57	145	126	0		
1450 QUE29	95	106	0		
1455 QUE34,57	37	31	0		
1477 QUE56	92	72	1		
1483 QUE62	41	55	0		

WE, THE BOARD OF ELECTION COMMISSIONERS OF ST. LOUIS COUNTY, MISSOURI, ACTING AS THE VERIFICATION BOARD PURSUANT TO 115.507,R.S.Mo 1978, HEREBY CERTIFY THE FOREGOING TO BE A TRUE AND CORRECT ABSTRACT OF VOTES CAST FOR THE CANDIDATES AND PROPOSITIONS AT THE GENERAL MUNICIPAL ELECTION HELD IN ST. LOUIS COUNTY, MISSOURI, ON APRIL 3, 2007. IN TESTIMONY WHEREOF, WE HAVE HEREUNTO SET OUR HAND AT OUR OFFICE IN MAPLEWOOD, ST. LOUIS COUNTY, MISSOURI, ON APRIL 13, 2007.


JOHN J. DIEHL, JR.,
CHAIRMAN


CHAIM H. ZIMBALIST,
SECRETARY


ANITA T. YECKEL,
COMMISSIONER


WILLIAM MILLER, JR.,
COMMISSIONER

ELECTION SUMMARY

GENERAL MUNICIPAL ELECTION
CITY OF MAPLEWOOD
TUESDAY, APRIL 3, 2007

OFFICIAL RESULTS

RUN DATE:04/13/07 11:04 AM

01 = REGISTERED VOTERS - TOTAL	TOTAL	PERCENT	03 = VOTER TURNOUT - TOTAL	TOTAL	PERCENT
02 = BALLOTS CAST - TOTAL	5,105				16.20
	827				
	01	02	03		
0622 HAD19	413	49	11.86		
0634 HAD31,34,40	1572	241	15.33		
0635 HAD32	1379	202	14.65		
0636 HAD33,35	1741	335	19.24		


COUNCILPERSON MAPLEWOOD WARD 1		VOTES	PERCENT
(VOTE FOR) 1			
01 = KAREN S. WOOD		181	99.45
02 = INVALID WRITE-IN		1	.55
	01	02	
0634 HAD31,34,40	181	1	


COUNCILPERSON MAPLEWOOD WARD 2		VOTES	PERCENT
(VOTE FOR) 1			
01 = TIMOTHY J. DUNN		204	95.33
02 = INVALID WRITE-IN		10	4.67
	01	02	
0622 HAD19	35	2	
0635 HAD32	169	8	

COUNCILPERSON MAPLEWOOD WARD 3		VOTES	PERCENT
(VOTE FOR) 1			
01 = BARRY JAY GREENBERG		253	96.56
02 = INVALID WRITE-IN		9	3.44
	01	02	
0636 HAD33,35	253	9	


PROPOSITION 1 - CITY OF MAPLEWOOD		VOTES	PERCENT
* * TAX INCREASE - POLICE & FIRE PENSIONS * *			
(VOTE FOR) 1			
01 = YES		453	55.24
02 = NO		367	44.76
	01	02	
0622 HAD19	22	27	
0634 HAD31,34,40	129	109	
0635 HAD32	122	78	
0636 HAD33,35	180	153	

WE, THE BOARD OF ELECTION COMMISSIONERS OF ST. LOUIS COUNTY, MISSOURI, ACTING AS THE VERIFICATION BOARD PURSUANT TO 115.507,R.S.Mo 1978, HEREBY CERTIFY THE FOREGOING TO BE A TRUE AND CORRECT ABSTRACT OF VOTES CAST FOR THE CANDIDATES AND PROPOSITIONS AT THE GENERAL MUNICIPAL ELECTION HELD IN ST. LOUIS COUNTY, MISSOURI, ON APRIL 3, 2007. IN TESTIMONY WHEREOF, WE HAVE HEREUNTO SET OUR HAND AT OUR OFFICE IN MAPLEWOOD, ST. LOUIS COUNTY, MISSOURI, ON APRIL 13, 2007.


JOHN J. DIEHL, JR.,
CHAIRMAN


CHAIM H. ZIMBALIST,
SECRETARY


ANITA T. YECKEL,
COMMISSIONER


WILLIAM MILLER, JR.,
COMMISSIONER

ELECTION SUMMARY

RUN DATE:04/13/07 11:04 AM

GENERAL MUNICIPAL ELECTION
VILLAGE OF MARLBOROUGH
TUESDAY, APRIL 3, 2007


OFFICIAL RESULTS

01 = REGISTERED VOTERS - TOTAL		TOTAL	PERCENT		03 = VOTER TURNOUT - TOTAL	TOTAL	PERCENT
02 = BALLOTS CAST - TOTAL		919					5.44
		50					


		01	02	03			
		-----	-----	-----			
0566 GRA33,42,JEF41		919	50	5.44			

TRUSTEE MARLBOROUGH		VOTES	PERCENT		VOTES	PERCENT
(VOTE FOR) 3						
01 = RUTH HOLLANDER ELLIOTT		35	31.82	03 = RIORDAN L. (DAN) TIMMONS	37	33.64
02 = ROY SKIP BORNMUELLER		37	33.64	04 = INVALID WRITE-IN	1	.91
		-----	-----			
		01	02	03	04	
		-----	-----	-----	-----	
0566 GRA33,42,JEF41		35	37	37	1	

WE, THE BOARD OF ELECTION COMMISSIONERS OF ST. LOUIS COUNTY, MISSOURI, ACTING AS THE VERIFICATION BOARD PURSUANT TO 115.507,R.S.Mo 1978, HEREBY CERTIFY THE FOREGOING TO BE A TRUE AND CORRECT ABSTRACT OF VOTES CAST FOR THE CANDIDATES AND PROPOSITIONS AT THE GENERAL MUNICIPAL ELECTION HELD IN ST. LOUIS COUNTY, MISSOURI, ON APRIL 3, 2007. IN TESTIMONY WHEREOF, WE HAVE HEREUNTO SET OUR HAND AT OUR OFFICE IN MAPLEWOOD, ST. LOUIS COUNTY, MISSOURI, ON APRIL 13, 2007.



JOHN J. DIEHL, JR.,
CHAIRMAN



CHAIM H. ZIMBALIST,
SECRETARY



ANITA T. YECKEL,
COMMISSIONER



WILLIAM MILLER, JR.,
COMMISSIONER

ELECTION SUMMARY
 RUN DATE:04/13/07 11:05 AM

GENERAL MUNICIPAL ELECTION
 CITY OF MARYLAND HEIGHTS
 TUESDAY, APRIL 3, 2007

OFFICIAL RESULTS

	01 = REGISTERED VOTERS - TOTAL	02 = BALLOTS CAST - TOTAL	TOTAL 15,995	PERCENT 1,275	03 = VOTER TURNOUT - TOTAL	TOTAL	PERCENT
	01	02	03				7.97
0032 AP32,71	604	40	6.62				
0037 AP37,41,MID1,10	824	48	5.83				
0153 CC18	3	0	.00				
0931 MHT6,14,49	1642	226	13.76				
0937 MHT12	27	0	.00				
0940 MHT15	1024	89	8.69				
0941 MHT16,20,36,47	1598	135	8.45				
0942 MHT17,44,CC8	108	0	.00				
0943 MHT18	76	2	2.63				
0947 MHT22	1177	77	6.54				
0954 MHT29,32	686	19	2.77				
0955 MHT30,33	138	11	7.97				
0956 MHT31,41	428	12	2.80				
0962 MHT37	5	0	.00				
0963 MHT38,42,50	949	144	15.17				
0970 MHT45,CHE47	19	7	36.84				
0971 MHT46	117	4	3.42				
0973 MHT48,59	353	18	5.10				
0983 MHT58,61,NW36,49,62	1142	95	8.32				
1044 MID57	2	1	50.00				
1307 NW1	1683	117	6.95				
1319 NW13	906	52	5.74				
1325 NW19	333	14	4.20				
1326 NW20	495	52	10.51				
1341 NW35,58,66	1159	73	6.30				
1370 NW64	5	0	.00				
1373 NW67,MHT60	492	39	7.93				


	VOTES	PERCENT	VOTES	PERCENT
COUNCILMAN MARYLAND HEIGHTS WARD 1 (VOTE FOR) 1				
01 = SHARON L. (SHAR) CLARK	111	27.89		
02 = DON HUNT	287	72.11	03 = INVALID WRITE-IN	0
	01	02	03	
0153 CC18	0	0	0	
0931 MHT6,14,49	68	157	0	
0942 MHT17,44,CC8	0	0	0	
0943 MHT18	0	2	0	
0954 MHT29,32	11	7	0	
0956 MHT31,41	6	6	0	
0963 MHT38,42,50	26	114	0	
1044 MID57	0	1	0	

	VOTES	PERCENT	VOTES	PERCENT
COUNCILMAN MARYLAND HEIGHTS WARD 2 (VOTE FOR) 1				
01 = EDWIN L. DIRCK, JR.	203	99.02		
02 = INVALID WRITE-IN	2	.98		
	01	02		
0037 AP37,41,MID1,10	41	0		
0937 MHT12	0	0		
0941 MHT16,20,36,47	124	1		
0955 MHT30,33	11	0		
0970 MHT45,CHE47	7	0		
0971 MHT46	4	0		
0973 MHT48,59	16	1		


	VOTES	PERCENT	VOTES	PERCENT
COUNCILMAN MARYLAND HEIGHTS WARD 3 (VOTE FOR) 1				
01 = MARY FONTANA NICHOLS	291	98.64		
02 = INVALID WRITE-IN	4	1.36		
	01	02		
0032 AP32,71	36	1		
0940 MHT15	73	1		
0947 MHT22	69	0		
0962 MHT37	0	0		
0983 MHT58,61,NW36,49,62	81	2		
1370 NW64	0	0		
1373 NW67,MHT60	32	0		

	VOTES	PERCENT	VOTES	PERCENT
COUNCILMAN MARYLAND HEIGHTS WARD 4 (VOTE FOR) 1				
01 = NORMAN A. (NORM) RHEA	283	99.30		
02 = INVALID WRITE-IN	2	.70		
	01	02		
1307 NW1	107	1		
1319 NW13	50	0		
1325 NW19	14	0		

WE, THE BOARD OF ELECTION COMMISSIONERS OF ST. LOUIS COUNTY, MISSOURI, ACTING AS THE VERIFICATION BOARD PURSUANT TO 115.507,R.S.Mo 1978, HEREBY CERTIFY THE FOREGOING TO BE A TRUE AND CORRECT ABSTRACT OF VOTES CAST FOR THE CANDIDATES AND PROPOSITIONS AT THE GENERAL MUNICIPAL ELECTION HELD IN ST. LOUIS COUNTY, MISSOURI, ON APRIL 3, 2007. IN TESTIMONY WHEREOF, WE HAVE HEREUNTO SET OUR HAND AT OUR OFFICE IN MAPLEWOOD, ST. LOUIS COUNTY, MISSOURI, ON APRIL 13, 2007.



JOHN J. DIEHL, JR.,
CHAIRMAN



CHAIM H. ZIMBALIST,
SECRETARY



ANITA T. YECKEL,
COMMISSIONER



WILLIAM MILLER, JR.,
COMMISSIONER

ELECTION SUMMARY
 RUN DATE:04/13/07 11:05 AM

GENERAL MUNICIPAL ELECTION
 CITY OF MOLINE ACRES
 TUESDAY, APRIL 3, 2007

OFFICIAL RESULTS

01 = REGISTERED VOTERS - TOTAL	TOTAL	PERCENT	03 = VOTER TURNOUT - TOTAL	TOTAL	PERCENT
02 = BALLOTS CAST - TOTAL	1,801			426	23.65
	426				
	01	02	03		
1279 NRW43	897	214	23.86		
1280 NRW44	426	126	29.58		
1281 NRW45	48	3	6.25		
1282 NRW46,48	430	83	19.30		

MAYOR MOLINE ACRES	VOTES	PERCENT		VOTES	PERCENT
(VOTE FOR) 1					
01 = JENNIFER ERBY	169	41.32			
02 = FRED J. HODGES, JR.	235	57.46	03 = INVALID WRITE-IN	5	1.22
	01	02	03		
1279 NRW43	115	87	2		
1280 NRW44	28	91	1		
1281 NRW45	1	2	0		
1282 NRW46,48	25	55	2		


ALDERPERSON MOLINE ACRES WARD 1	VOTES	PERCENT	
(VOTE FOR) 1			
01 = MICHELE LANE DESHAY	186	92.08	
02 = WANDA L MOOSE (15 WRITE-IN VOTES) OF	16	7.92	
	01	02	
1280 NRW44	114	9	
1282 NRW46,48	72	7	

ALDERPERSON MOLINE ACRES WARD 2	VOTES	PERCENT	
(2 YEAR TERM)			
(VOTE FOR) 1			
01 = LARRY THOMAS	90	67.67	
02 = BOOKER HAYES (39 WRITE-IN VOTES) OF	43	32.33	
	01	02	
1279 NRW43	88	43	
1281 NRW45	2	0	


ALDERPERSON MOLINE ACRES WARD 2	VOTES	PERCENT		VOTES	PERCENT
(1 YEAR UNEXPIRED TERM)					
(VOTE FOR) 1					
01 = FRED L. CROWE	78	38.61			
02 = IRA L. RICE	118	58.42	03 = INVALID WRITE-IN	6	2.97
	01	02	03		
1279 NRW43	77	117	6		
1281 NRW45	1	1	0		

PROPOSITION A - CITY OF MOLINE ACRES	VOTES	PERCENT	
** ALDERPERSONS' TERM **			
(VOTE FOR) 1			
01 = YES	160	39.31	
02 = NO	247	60.69	
	01	02	
1279 NRW43	67	132	
1280 NRW44	60	63	
1281 NRW45	0	3	
1282 NRW46,48	33	49	

WE, THE BOARD OF ELECTION COMMISSIONERS OF ST. LOUIS COUNTY, MISSOURI, ACTING AS THE VERIFICATION BOARD PURSUANT TO 115.507, R.S. Mo 1978, HEREBY CERTIFY THE FOREGOING TO BE A TRUE AND CORRECT ABSTRACT OF VOTES CAST FOR THE CANDIDATES AND PROPOSITIONS AT THE GENERAL MUNICIPAL ELECTION HELD IN ST. LOUIS COUNTY, MISSOURI, ON APRIL 3, 2007. IN TESTIMONY WHEREOF, WE HAVE HEREUNTO SET OUR HAND AT OUR OFFICE IN MAPLEWOOD, ST. LOUIS COUNTY, MISSOURI, ON APRIL 13, 2007.




JOHN J. DIEHL, JR.,
CHAIRMAN



CHAIM H. ZIMBALIST,
SECRETARY



ANITA T. YECKEL,
COMMISSIONER



WILLIAM MILLER, JR.,
COMMISSIONER

ELECTION SUMMARY

GENERAL MUNICIPAL ELECTION
CITY OF NORMANDY
TUESDAY, APRIL 3, 2007

OFFICIAL RESULTS

RUN DATE:04/13/07 11:06 AM

	TOTAL	PERCENT		TOTAL	PERCENT
01 = REGISTERED VOTERS - TOTAL	2,753		03 = VOTER TURNOUT - TOTAL		12.93
02 = BALLOTS CAST - TOTAL	356				
	01	02	03		
1184 NOR12	706	61	8.64		
1185 NOR13	133	20	15.04		
1190 NOR18	507	52	10.26		
1202 NOR30	636	171	26.89		
1221 NOR50	115	4	3.48		
1222 NOR51	59	1	1.69		
1228 NOR57,61	597	47	7.87		

	VOTES	PERCENT		VOTES	PERCENT
COUNCILMAN NORMANDY WARD 1 (VOTE FOR) 1					
01 = STEVE SACHSENHEIMER	39	66.10	03 = INVALID WRITE-IN	0	
02 = DON MERZ	20	33.90			
	01	02	03		
1184 NOR12	39	20	0		

	VOTES	PERCENT		VOTES	PERCENT
COUNCILMAN NORMANDY WARD 2 (VOTE FOR) 1					
01 = GEORGE M. VOGT, JR.	57	100.00			
02 = INVALID WRITE-IN	0				
	01	02			
1185 NOR13	18	0			
1190 NOR18	39	0			


	VOTES	PERCENT		VOTES	PERCENT
COUNCILMAN NORMANDY WARD 3 (VOTE FOR) 1					
01 = PATRICK B. GREEN	135	78.95	03 = INVALID WRITE-IN	1	.58
02 = REGINALD HARRIS	35	20.47			
	01	02	03		
1202 NOR30	134	35	1		
1222 NOR51	1	0	0		

	VOTES	PERCENT		VOTES	PERCENT
COUNCILMAN NORMANDY WARD 4 (VOTE FOR) 1					
01 = JOHN EBERT	30	61.22	03 = INVALID WRITE-IN	0	
02 = ERMA RATLIF	19	38.78			
	01	02	03		
1221 NOR50	1	3	0		
1228 NOR57,61	29	16	0		


	VOTES	PERCENT		VOTES	PERCENT
PROPOSITION 1 - CITY OF NORMANDY * * SALES TAX - ECONOMIC DEVELOPMENT * *					
(VOTE FOR) 1					
01 = FOR THE PROPOSITION YES	230	66.67			
02 = AGAINST THE PROPOSITION NO	115	33.33			
	01	02			
1184 NOR12	30	31			
1185 NOR13	15	5			
1190 NOR18	29	22			
1202 NOR30	125	46			
1221 NOR50	2	1			
1222 NOR51	0	1			
1228 NOR57,61	29	9			

	VOTES	PERCENT		VOTES	PERCENT
PROPOSITION 2 - CITY OF NORMANDY * * ENACTMENT OF LOCAL USE TAX * *					
(VOTE FOR) 1					
01 = FOR THE PROPOSITION YES	184	53.80			
02 = AGAINST THE PROPOSITION NO	158	46.20			
	01	02			
1184 NOR12	30	30			
1185 NOR13	11	9			
1190 NOR18	22	29			
1202 NOR30	92	76			
1221 NOR50	1	2			
1222 NOR51	0	1			
1228 NOR57,61	28	11			

WE, THE BOARD OF ELECTION COMMISSIONERS OF ST. LOUIS COUNTY, MISSOURI, ACTING AS THE VERIFICATION BOARD PURSUANT TO 115.507, R.S. Mo 1978, HEREBY CERTIFY THE FOREGOING TO BE A TRUE AND CORRECT ABSTRACT OF VOTES CAST FOR THE CANDIDATES AND PROPOSITIONS AT THE GENERAL MUNICIPAL ELECTION HELD IN ST. LOUIS COUNTY, MISSOURI, ON APRIL 3, 2007. IN TESTIMONY WHEREOF, WE HAVE HEREUNTO SET OUR HAND AT OUR OFFICE IN MAPLEWOOD, ST. LOUIS COUNTY, MISSOURI, ON APRIL 13, 2007.




JOHN J. DIEHL, JR.,
CHAIRMAN



CHAIM H. ZIMBALIST,
SECRETARY



ANITA T. YECKEL,
COMMISSIONER



WILLIAM MILLER, JR.,
COMMISSIONER

ELECTION SUMMARY

GENERAL MUNICIPAL ELECTION
CITY OF NORTHWOODS
TUESDAY, APRIL 3, 2007

OFFICIAL RESULTS

RUN DATE:04/13/07 11:06 AM

01 = REGISTERED VOTERS - TOTAL	TOTAL	PERCENT	03 = VOTER TURNOUT - TOTAL	TOTAL	PERCENT
02 = BALLOTS CAST - TOTAL	3,378				23.65
	799				
	01	02	03		
1177 NOR5	662	122	18.43		
1178 NOR6	968	217	22.42		
1179 NOR7	750	199	26.53		
1201 NOR29,52	998	261	26.15		

MAYOR NORTHWOODS	VOTES	PERCENT		VOTES	PERCENT
(VOTE FOR) 1					
01 = MARVALDA JONES	183	23.31	03 = SHIRLEY JOHNSON	189	24.08
02 = EVERETT R. THOMAS	412	52.48	04 = INVALID WRITE-IN	1	.13
	01	02	03	04	
1177 NOR5	21	67	31	0	
1178 NOR6	25	103	80	1	
1179 NOR7	41	95	61	0	
1201 NOR29,52	96	147	17	0	

CITY COLLECTOR NORTHWOODS	VOTES	PERCENT			
(VOTE FOR) 1					
01 = LENO HOLMES	621	99.84			
02 = INVALID WRITE-IN	1	.16			
	01	02			
1177 NOR5	97	0			
1178 NOR6	136	1			
1179 NOR7	160	0			
1201 NOR29,52	228	0			


ALDERMAN NORTHWOODS WARD 1	VOTES	PERCENT			
(VOTE FOR) 1					
01 = SHARON PACE	238	100.00			
02 = INVALID WRITE-IN	0				
	01	02			
1201 NOR29,52	238	0			

ALDERMAN NORTHWOODS WARD 2	VOTES	PERCENT		VOTES	PERCENT
(VOTE FOR) 1					
01 = ERROL S. BUSH	119	61.66	03 = INVALID WRITE-IN	0	
02 = BARBARA ST. JOHN	74	38.34			
	01	02	03		
1179 NOR7	119	74	0		

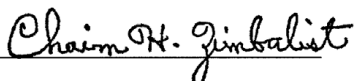
ALDERMAN NORTHWOODS WARD 3	VOTES	PERCENT			
(VOTE FOR) 1					
01 = DAVID L. TOLLIVER	177	98.88			
02 = INVALID WRITE-IN	2	1.12			
	01	02			
1178 NOR6	177	2			

ALDERMAN NORTHWOODS WARD 4	VOTES	PERCENT		VOTES	PERCENT
(VOTE FOR) 1					
01 = TERRANCE MCCAIN	49	41.88	03 = INVALID WRITE-IN	1	.85
02 = F. BAIN	67	57.26			
	01	02	03		
1177 NOR5	49	67	1		

WE, THE BOARD OF ELECTION COMMISSIONERS OF ST. LOUIS COUNTY, MISSOURI, ACTING AS THE VERIFICATION BOARD PURSUANT TO 115.507, R.S. Mo 1978, HEREBY CERTIFY THE FOREGOING TO BE A TRUE AND CORRECT ABSTRACT OF VOTES CAST FOR THE CANDIDATES AND PROPOSITIONS AT THE GENERAL MUNICIPAL ELECTION HELD IN ST. LOUIS COUNTY, MISSOURI, ON APRIL 3, 2007. IN TESTIMONY WHEREOF, WE HAVE HEREUNTO SET OUR HAND AT OUR OFFICE IN MAPLEWOOD, ST. LOUIS COUNTY, MISSOURI, ON APRIL 13, 2007.




JOHN J. DIEHL, JR.,
CHAIRMAN



CHAIM H. ZIMBALIST,
SECRETARY



ANITA T. YECKEL,
COMMISSIONER



WILLIAM MILLER, JR.,
COMMISSIONER

ELECTION SUMMARY

RUN DATE:04/13/07 11:06 AM

GENERAL MUNICIPAL ELECTION
TOWN OF NORWOOD COURT
TUESDAY, APRIL 3, 2007

OFFICIAL RESULTS


01 = REGISTERED VOTERS - TOTAL		TOTAL	PERCENT		03 = VOTER TURNOUT - TOTAL	TOTAL	PERCENT
02 = BALLOTS CAST - TOTAL		440					4.55
		20					

		01	02	03			
		-----		-----			
1208 NOR36		440	20	4.55			


BOARD OF TRUSTEES NORWOOD COURT		VOTES	PERCENT		VOTES	PERCENT
(VOTE FOR) 3						
01 = EMMIT R. STEWART		18	33.96	03 = GENE A. SMITH	18	33.96
02 = MARSHALL GUYTON		17	32.08	04 = INVALID WRITE-IN	0	

		01	02	03	04	
		-----		-----		
1208 NOR36		18	17	18	0	

WE, THE BOARD OF ELECTION COMMISSIONERS OF ST. LOUIS COUNTY, MISSOURI, ACTING AS THE VERIFICATION BOARD PURSUANT TO 115.507,R.S.Mo 1978, HEREBY CERTIFY THE FOREGOING TO BE A TRUE AND CORRECT ABSTRACT OF VOTES CAST FOR THE CANDIDATES AND PROPOSITIONS AT THE GENERAL MUNICIPAL ELECTION HELD IN ST. LOUIS COUNTY, MISSOURI, ON APRIL 3, 2007. IN TESTIMONY WHEREOF, WE HAVE HEREUNTO SET OUR HAND AT OUR OFFICE IN MAPLEWOOD, ST. LOUIS COUNTY, MISSOURI, ON APRIL 13, 2007.



JOHN J. DIEHL, JR.,
CHAIRMAN



CHAIM H. ZIMBALIST,
SECRETARY



ANITA T. YECKEL,
COMMISSIONER



WILLIAM MILLER, JR.,
COMMISSIONER

ELECTION SUMMARY

GENERAL MUNICIPAL ELECTION
CITY OF OAKLAND
TUESDAY, APRIL 3, 2007

OFFICIAL RESULTS

RUN DATE:04/13/07 11:07 AM

01 = REGISTERED VOTERS - TOTAL		TOTAL	PERCENT		03 = VOTER TURNOUT - TOTAL	TOTAL	PERCENT
02 = BALLOTS CAST - TOTAL		940					6.70
		63					

		01	02	03			
		-----	-----	-----			
0093 BON14,28		458	37	8.08			
0094 BON15,29		482	26	5.39			

		VOTES	PERCENT	
MAYOR OAKLAND				
(VOTE FOR) 1				
01 = PAUL MARTI		59	98.33	
02 = INVALID WRITE-IN		1	1.67	

		01	02	
		-----	-----	
0093 BON14,28		34	1	
0094 BON15,29		25	0	


		VOTES	PERCENT	
ALDERMAN OAKLAND WARD 1				
(VOTE FOR) 1				
01 = MAUREEN GRAVES		32	94.12	
02 = INVALID WRITE-IN		2	5.88	

		01	02	
		-----	-----	
0093 BON14,28		32	2	


		VOTES	PERCENT	
ALDERMAN OAKLAND WARD 2				
(VOTE FOR) 1				
01 = CHRISTOPHER B. GRAVILLE		26	100.00	
02 = INVALID WRITE-IN		0		

		01	02	
		-----	-----	
0094 BON15,29		26	0	

WE, THE BOARD OF ELECTION COMMISSIONERS OF ST. LOUIS COUNTY, MISSOURI, ACTING AS THE VERIFICATION BOARD PURSUANT TO 115.507,R.S.Mo 1978, HEREBY CERTIFY THE FOREGOING TO BE A TRUE AND CORRECT ABSTRACT OF VOTES CAST FOR THE CANDIDATES AND PROPOSITIONS AT THE GENERAL MUNICIPAL ELECTION HELD IN ST. LOUIS COUNTY, MISSOURI, ON APRIL 3, 2007. IN TESTIMONY WHEREOF, WE HAVE HEREUNTO SET OUR HAND AT OUR OFFICE IN MAPLEWOOD, ST. LOUIS COUNTY, MISSOURI, ON APRIL 13, 2007.




JOHN J. DIEHL, JR.,
CHAIRMAN



CHAIM H. ZIMBALIST,
SECRETARY



ANITA T. YECKEL,
COMMISSIONER



WILLIAM MILLER, JR.,
COMMISSIONER

ELECTION SUMMARY

GENERAL MUNICIPAL ELECTION
CITY OF OLIVETTE
TUESDAY, APRIL 3, 2007

OFFICIAL RESULTS


RUN DATE:04/13/07 11:07 AM


	TOTAL	PERCENT		TOTAL	PERCENT
01 = REGISTERED VOTERS - TOTAL	5,500		03 = VOTER TURNOUT - TOTAL		22.13
02 = BALLOTS CAST - TOTAL	1,217				
	01	02	03		
0154 CC19,22,40,61,75,76,77+	1617	478	29.56		
0155 CC20,28,46,63,64,65	1766	252	14.27		
0156 CC21,66,67,68,69,70,71+	949	199	20.97		
0169 CC34,39	1168	288	24.66		

	VOTES	PERCENT		VOTES	PERCENT
COUNCIL MEMBER OLIVETTE (3 YEAR TERM) (VOTE FOR) 2					
01 = MISSY WALDMAN	901	48.60			
02 = JAMES F. BAER	913	49.24	03 = INVALID WRITE-IN	40	2.16
	01	02	03		
0154 CC19,22,40,61,75,76,77+	350	350	14		
0155 CC20,28,46,63,64,65	184	195	6		
0156 CC21,66,67,68,69,70,71+	152	148	5		
0169 CC34,39	215	220	15		

	VOTES	PERCENT		VOTES	PERCENT
COUNCIL MEMBER OLIVETTE (1 YEAR UNEXPIRED TERM) (VOTE FOR) 1					
01 = RICHMOND (SKIP) COBURN	924	98.09			
02 = INVALID WRITE-IN	18	1.91			
	01	02			
0154 CC19,22,40,61,75,76,77+	364	7			
0155 CC20,28,46,63,64,65	192	2			
0156 CC21,66,67,68,69,70,71+	148	4			
0169 CC34,39	220	5			

WE, THE BOARD OF ELECTION COMMISSIONERS OF ST. LOUIS COUNTY, MISSOURI, ACTING AS THE VERIFICATION BOARD PURSUANT TO 115.507,R.S.Mo 1978, HEREBY CERTIFY THE FOREGOING TO BE A TRUE AND CORRECT ABSTRACT OF VOTES CAST FOR THE CANDIDATES AND PROPOSITIONS AT THE GENERAL MUNICIPAL ELECTION HELD IN ST. LOUIS COUNTY, MISSOURI, ON APRIL 3, 2007. IN TESTIMONY WHEREOF, WE HAVE HEREUNTO SET OUR HAND AT OUR OFFICE IN MAPLEWOOD, ST. LOUIS COUNTY, MISSOURI, ON APRIL 13, 2007.


JOHN J. DIEHL, JR.,
CHAIRMAN


CHAIM H. ZIMBALIST,
SECRETARY


ANITA T. YECKEL,
COMMISSIONER


WILLIAM MILLER, JR.,
COMMISSIONER

ELECTION SUMMARY
 RUN DATE:04/13/07 11:08 AM

GENERAL MUNICIPAL ELECTION
 CITY OF OVERLAND
 TUESDAY, APRIL 3, 2007

OFFICIAL RESULTS

	TOTAL	PERCENT		TOTAL	PERCENT
01 = REGISTERED VOTERS - TOTAL	10,049		03 = VOTER TURNOUT - TOTAL	4,387	43.66
02 = BALLOTS CAST - TOTAL	4,387				
	01	02	03		
0989 MID2,3,45,70	1414	720	50.92		
0991 MID4,48	954	399	41.82		
0992 MID5,26,54,59,CC26,27,48	1338	529	39.54		
0993 MID6,11	602	245	40.70		
0995 MID8	428	171	39.95		
0996 MID9	856	430	50.23		
0999 MID12	1400	571	40.79		
1000 MID13,14	1278	521	40.77		
1012 MID25,43,62	725	358	49.38		
1018 MID31	1	1	100.0		
1039 MID52	557	242	43.45		
1040 MID53	136	50	36.76		
1045 MID58	360	150	41.67		

	VOTES	PERCENT		VOTES	PERCENT
COUNCILMAN OVERLAND WARD 1 (VOTE FOR) 1					
01 = EEDIE CUMINALE	626	64.21			
02 = RICH KNODE	341	34.97	03 = INVALID WRITE-IN	8	.82
	01	02	03		
0993 MID6,11	151	77	5		
0999 MID12	376	169	2		
1040 MID53	22	27	0		
1045 MID58	77	68	1		


	VOTES	PERCENT		VOTES	PERCENT
COUNCILMAN OVERLAND WARD 2 (VOTE FOR) 1					
01 = MARY BETH CONLON	950	78.32			
02 = TOM SELLERS	258	21.27	03 = INVALID WRITE-IN	5	.41
	01	02	03		
0989 MID2,3,45,70	573	130	2		
1000 MID13,14	376	128	3		
1018 MID31	1	0	0		

	VOTES	PERCENT		VOTES	PERCENT
COUNCILMAN OVERLAND WARD 3 (VOTE FOR) 1					
01 = MICHAEL OAKES	432	48.16			
02 = PEGGY KELLER	464	51.73	03 = INVALID WRITE-IN	1	.11
	01	02	03		
0991 MID4,48	198	184	0		
0992 MID5,26,54,59,CC26,27,48	234	280	1		


	VOTES	PERCENT		VOTES	PERCENT
COUNCILMAN OVERLAND WARD 4 (VOTE FOR) 1					
01 = TIM JONES	907	77.92			
02 = SHERRY KARR	255	21.91	03 = INVALID WRITE-IN	2	.17
	01	02	03		
0995 MID8	121	42	0		
0996 MID9	323	92	1		
1012 MID25,43,62	299	50	1		
1039 MID52	164	71	0		

	VOTES	PERCENT		VOTES	PERCENT
PROPOSITION A - CITY OF OVERLAND * * RECALL OF MAYOR * *					
(VOTE FOR) 1					
01 = YES	3,170	73.02			
02 = NO	1,171	26.98			
	01	02			
0989 MID2,3,45,70	586	123			
0991 MID4,48	224	170			
0992 MID5,26,54,59,CC26,27,48	270	251			
0993 MID6,11	183	58			
0995 MID8	128	41			
0996 MID9	351	75			
0999 MID12	412	154			
1000 MID13,14	396	123			
1012 MID25,43,62	305	50			
1018 MID31	1	0			
1039 MID52	197	44			
1040 MID53	27	23			
1045 MID58	90	59			

WE, THE BOARD OF ELECTION COMMISSIONERS OF ST. LOUIS COUNTY, MISSOURI, ACTING AS THE VERIFICATION BOARD PURSUANT TO 115.507, R.S. Mo 1978, HEREBY CERTIFY THE FOREGOING TO BE A TRUE AND CORRECT ABSTRACT OF VOTES CAST FOR THE CANDIDATES AND PROPOSITIONS AT THE GENERAL MUNICIPAL ELECTION HELD IN ST. LOUIS COUNTY, MISSOURI, ON APRIL 3, 2007. IN TESTIMONY WHEREOF, WE HAVE HEREUNTO SET OUR HAND AT OUR OFFICE IN MAPLEWOOD, ST. LOUIS COUNTY, MISSOURI, ON APRIL 13, 2007.




JOHN J. DIEHL, JR.,
CHAIRMAN



CHAIM H. ZIMBALIST,
SECRETARY



ANITA T. YECKEL,
COMMISSIONER



WILLIAM MILLER, JR.,
COMMISSIONER

ELECTION SUMMARY

GENERAL MUNICIPAL ELECTION
CITY OF PACIFIC
TUESDAY, APRIL 3, 2007

OFFICIAL RESULTS

RUN DATE:04/13/07 11:09 AM

01 = REGISTERED VOTERS - TOTAL
02 = BALLOTS CAST - TOTAL

TOTAL PERCENT
11
4

03 = VOTER TURNOUT - TOTAL

TOTAL PERCENT
36.36

01	02	03
11	4	36.36

0871 MER16

ALDERMAN PACIFIC WARD 1

VOTES PERCENT

VOTES PERCENT

(VOTE FOR) 1
01 = MIKE BATES
02 = F. N. (NEIL) BRENNAN

0
4 100.00

03 = INVALID WRITE-IN

0

01	02	03
0	4	0

0871 MER16

PROPOSITION 1 - CITY OF PACIFIC

VOTES PERCENT

* * TAX LEVY - SLEEPING ROOMS & CAMPSITES * *

(VOTE FOR) 1


3 75.00
1 25.00


01 = YES
02 = NO

01	02
3	1

0871 MER16

WE, THE BOARD OF ELECTION COMMISSIONERS OF ST. LOUIS COUNTY, MISSOURI, ACTING AS THE VERIFICATION BOARD PURSUANT TO 115.507,R.S.Mo 1978, HEREBY CERTIFY THE FOREGOING TO BE A TRUE AND CORRECT ABSTRACT OF VOTES CAST FOR THE CANDIDATES AND PROPOSITIONS AT THE GENERAL MUNICIPAL ELECTION HELD IN ST. LOUIS COUNTY, MISSOURI, ON APRIL 3, 2007. IN TESTIMONY WHEREOF, WE HAVE HEREUNTO SET OUR HAND AT OUR OFFICE IN MAPLEWOOD, ST. LOUIS COUNTY, MISSOURI, ON APRIL 13, 2007.


JOHN J. DIEHL, JR.,
CHAIRMAN


CHAIM H. ZIMBALIST,
SECRETARY


ANITA T. YECKEL,
COMMISSIONER


WILLIAM MILLER, JR.,
COMMISSIONER

ELECTION SUMMARY

GENERAL MUNICIPAL ELECTION
CITY OF PASADENA HILLS
TUESDAY, APRIL 3, 2007

OFFICIAL RESULTS

RUN DATE:04/13/07 11:09 AM

01 = REGISTERED VOTERS - TOTAL		TOTAL	PERCENT		03 = VOTER TURNOUT - TOTAL	TOTAL	PERCENT
02 = BALLOTS CAST - TOTAL		788					22.46
		177					


		01	02	03			
		-----	-----	-----			
1183 NOR11		388	79	20.36			
1234 NOR63		400	98	24.50			

MAYOR PASADENA HILLS		VOTES		PERCENT
(VOTE FOR) 1				
01 = JAMES P. MCLAUGHLIN		150		98.04
02 = INVALID WRITE-IN		3		1.96
		-----	-----	
		01	02	
		-----	-----	
1183 NOR11		69	0	
1234 NOR63		81	3	

ALDERMAN PASADENA HILLS WARD I		VOTES		PERCENT
(VOTE FOR) 1				
01 = KRIS BOEVINGLOH		79		98.75
02 = INVALID WRITE-IN		1		1.25
		-----	-----	
		01	02	
		-----	-----	
1234 NOR63		79	1	

ALDERMAN PASADENA HILLS WARD II		VOTES		PERCENT
(VOTE FOR) 1				
01 = JOHN THOMPSON		67		100.00
02 = INVALID WRITE-IN		0		
		-----	-----	
		01	02	
		-----	-----	
1183 NOR11		67	0	

WE, THE BOARD OF ELECTION COMMISSIONERS OF ST. LOUIS COUNTY, MISSOURI, ACTING AS THE VERIFICATION BOARD PURSUANT TO 115.507,R.S.Mo 1978, HEREBY CERTIFY THE FOREGOING TO BE A TRUE AND CORRECT ABSTRACT OF VOTES CAST FOR THE CANDIDATES AND PROPOSITIONS AT THE GENERAL MUNICIPAL ELECTION HELD IN ST. LOUIS COUNTY, MISSOURI, ON APRIL 3, 2007. IN TESTIMONY WHEREOF, WE HAVE HEREUNTO SET OUR HAND AT OUR OFFICE IN MAPLEWOOD, ST. LOUIS COUNTY, MISSOURI, ON APRIL 13, 2007.




JOHN J. DIEHL, JR.,
CHAIRMAN



CHAIM H. ZIMBALIST,
SECRETARY



ANITA T. YECKEL,
COMMISSIONER



WILLIAM MILLER, JR.,
COMMISSIONER

ELECTION SUMMARY

RUN DATE:04/13/07 11:09 AM

GENERAL MUNICIPAL ELECTION
VILLAGE OF PASADENA PARK
TUESDAY, APRIL 3, 2007

OFFICIAL RESULTS

01 = REGISTERED VOTERS - TOTAL
02 = BALLOTS CAST - TOTAL

TOTAL PERCENT
357 76

03 = VOTER TURNOUT - TOTAL

TOTAL PERCENT
21.29

	01	02	03
1211 NOR39	357	76	21.29

TRUSTEE PASADENA PARK
(VOTE FOR) 3
01 = TIMOTHY J. BRITT
02 = CAROLYN D. YOUNG


VOTES PERCENT
58 33.14
58 33.14


03 = ALICE CANAVAN
04 = INVALID WRITE-IN

VOTES PERCENT
58 33.14
1 .57

	01	02	03	04
1211 NOR39	58	58	58	1

WE, THE BOARD OF ELECTION COMMISSIONERS OF ST. LOUIS COUNTY, MISSOURI, ACTING AS THE VERIFICATION BOARD PURSUANT TO 115.507,R.S.Mo 1978, HEREBY CERTIFY THE FOREGOING TO BE A TRUE AND CORRECT ABSTRACT OF VOTES CAST FOR THE CANDIDATES AND PROPOSITIONS AT THE GENERAL MUNICIPAL ELECTION HELD IN ST. LOUIS COUNTY, MISSOURI, ON APRIL 3, 2007. IN TESTIMONY WHEREOF, WE HAVE HEREUNTO SET OUR HAND AT OUR OFFICE IN MAPLEWOOD, ST. LOUIS COUNTY, MISSOURI, ON APRIL 13, 2007.


JOHN J. DIEHL, JR.,
CHAIRMAN


CHAIM H. ZIMBALIST,
SECRETARY


ANITA T. YECKEL,
COMMISSIONER


WILLIAM MILLER, JR.,
COMMISSIONER

ELECTION SUMMARY

GENERAL MUNICIPAL ELECTION
CITY OF PINE LAWN
TUESDAY, APRIL 3, 2007

OFFICIAL RESULTS

RUN DATE:04/13/07 11:09 AM

01 = REGISTERED VOTERS - TOTAL	TOTAL	PERCENT	03 = VOTER TURNOUT - TOTAL	TOTAL	PERCENT
02 = BALLOTS CAST - TOTAL	2,796				14.74
	412				
	01	02	03		
1173 NOR1	797	128	16.06		
1174 NOR2	662	85	12.84		
1175 NOR3	633	118	18.64		
1622 UNV21	704	81	11.51		


ALDERMAN PINE LAWN WARD 1 (VOTE FOR) 1	VOTES	PERCENT		VOTES	PERCENT
01 = JAMES C. BROOKS	60	75.00			
02 = ERIC R. GRIFFIN	19	23.75	03 = INVALID WRITE-IN	1	1.25
	01	02	03		
1622 UNV21	60	19	1		


ALDERMAN PINE LAWN WARD 2 (VOTE FOR) 1	VOTES	PERCENT		VOTES	PERCENT
01 = DONNA E. GILLESPIE	36	29.51	03 = WILLIE EARL BEAL	75	61.48
02 = FLARZELL B. HARRIS	9	7.38	04 = INVALID WRITE-IN	2	1.64
	01	02	03	04	
1173 NOR1	36	9	75	2	

ALDERMAN PINE LAWN WARD 3 (VOTE FOR) 1	VOTES	PERCENT		VOTES	PERCENT
01 = JIMMIE MOORE	40	34.19	03 = MYRA PERKINS (30 WRITE-IN VOTES) OF	30	25.64
02 = ADRIAN WRIGHT	47	40.17			
	01	02	03		
1175 NOR3	40	47	30		

ALDERMAN PINE LAWN WARD 4 (VOTE FOR) 1	VOTES	PERCENT			
01 = MARY GRAY	58	71.60			
02 = NAKISHA A FORD (21 WRITE-IN VOTES) OF	23	28.40			
	01	02			
1174 NOR2	58	23			

WE, THE BOARD OF ELECTION COMMISSIONERS OF ST. LOUIS COUNTY, MISSOURI, ACTING AS THE VERIFICATION BOARD PURSUANT TO 115.507,R.S.Mo 1978, HEREBY CERTIFY THE FOREGOING TO BE A TRUE AND CORRECT ABSTRACT OF VOTES CAST FOR THE CANDIDATES AND PROPOSITIONS AT THE GENERAL MUNICIPAL ELECTION HELD IN ST. LOUIS COUNTY, MISSOURI, ON APRIL 3, 2007. IN TESTIMONY WHEREOF, WE HAVE HEREUNTO SET OUR HAND AT OUR OFFICE IN MAPLEWOOD, ST. LOUIS COUNTY, MISSOURI, ON APRIL 13, 2007.


JOHN J. DIEHL, JR.,
CHAIRMAN


CHAIM H. ZIMBALIST,
SECRETARY


ANITA T. YECKEL,
COMMISSIONER


WILLIAM MILLER, JR.,
COMMISSIONER

ELECTION SUMMARY

RUN DATE:04/13/07 11:10 AM


GENERAL MUNICIPAL ELECTION
 VILLAGE OF RIVERVIEW
 TUESDAY, APRIL 3, 2007

OFFICIAL RESULTS


	TOTAL	PERCENT		TOTAL	PERCENT
01 = REGISTERED VOTERS - TOTAL	1,462		03 = VOTER TURNOUT - TOTAL		14.77
02 = BALLOTS CAST - TOTAL	216				
	01	02	03		
1514 SF31,32	1462	216	14.77		

	VOTES	PERCENT		VOTES	PERCENT
TRUSTEE RIVERVIEW (VOTE FOR) 3			04 = LYNDA FOSTER	69	13.53
01 = BRUCE STOCKER	147	28.82	05 = INVALID WRITE-IN	3	.59
02 = HOWARD PIERCE	134	26.27			
03 = STEVE PARO	157	30.78			
	01	02	03	04	05
1514 SF31,32	147	134	157	69	3

WE, THE BOARD OF ELECTION COMMISSIONERS OF ST. LOUIS COUNTY, MISSOURI, ACTING AS THE VERIFICATION BOARD PURSUANT TO 115.507,R.S.Mo 1978, HEREBY CERTIFY THE FOREGOING TO BE A TRUE AND CORRECT ABSTRACT OF VOTES CAST FOR THE CANDIDATES AND PROPOSITIONS AT THE GENERAL MUNICIPAL ELECTION HELD IN ST. LOUIS COUNTY, MISSOURI, ON APRIL 3, 2007. IN TESTIMONY WHEREOF, WE HAVE HEREUNTO SET OUR HAND AT OUR OFFICE IN MAPLEWOOD, ST. LOUIS COUNTY, MISSOURI, ON APRIL 13, 2007.




 JOHN J. DIEHL, JR.,
 CHAIRMAN



 CHAIM H. ZIMBALIST,
 SECRETARY



 ANITA T. YECKEL,
 COMMISSIONER



 WILLIAM MILLER, JR.,
 COMMISSIONER

ELECTION SUMMARY

GENERAL MUNICIPAL ELECTION
CITY OF ROCK HILL
TUESDAY, APRIL 3, 2007

OFFICIAL RESULTS

RUN DATE:04/13/07 11:10 AM

01 = REGISTERED VOTERS - TOTAL		TOTAL	PERCENT		03 = VOTER TURNOUT - TOTAL	TOTAL	PERCENT
02 = BALLOTS CAST - TOTAL		3,417				294	8.60
		294					
		-----				-----	
		01	02	03			
		-----	-----	-----			
0310 CLA22		912	35	3.84			
0311 CLA23,33		1311	139	10.60			
0338 CLA50		625	55	8.80			
0342 CLA54		569	65	11.42			

			VOTES	PERCENT	
ALDERMAN ROCK HILL WARD 1					
(VOTE FOR) 1					
01 = EDWARD J. JOHNSON			98	84.48	
02 = EDITH M BROWN (17 WRITE-IN VOTES) OF			18	15.52	

		01	02		
		-----	-----		
0338 CLA50		44	9		
0342 CLA54		54	9		


			VOTES	PERCENT	
ALDERMAN ROCK HILL WARD 2					
(VOTE FOR) 1					
01 = SHERI MCCANN			34	100.00	
02 = INVALID WRITE-IN			0		

		01	02		
		-----	-----		
0310 CLA22		34	0		


			VOTES	PERCENT		VOTES	PERCENT
ALDERMAN ROCK HILL WARD 3							
(VOTE FOR) 1							
01 = MARY K. WOFFORD			94	69.12			
02 = JEFF PARROTT			41	30.15	03 = INVALID WRITE-IN	1	.74

		01	02	03			
		-----	-----	-----			
0311 CLA23,33		94	41	1			

WE, THE BOARD OF ELECTION COMMISSIONERS OF ST. LOUIS COUNTY, MISSOURI, ACTING AS THE VERIFICATION BOARD PURSUANT TO 115.507,R.S.Mo 1978, HEREBY CERTIFY THE FOREGOING TO BE A TRUE AND CORRECT ABSTRACT OF VOTES CAST FOR THE CANDIDATES AND PROPOSITIONS AT THE GENERAL MUNICIPAL ELECTION HELD IN ST. LOUIS COUNTY, MISSOURI, ON APRIL 3, 2007. IN TESTIMONY WHEREOF, WE HAVE HEREUNTO SET OUR HAND AT OUR OFFICE IN MAPLEWOOD, ST. LOUIS COUNTY, MISSOURI, ON APRIL 13, 2007.



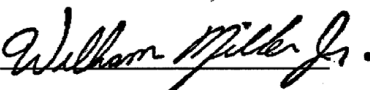
JOHN J. DIEHL, JR.,
CHAIRMAN



CHAIM H. ZIMBALIST,
SECRETARY



ANITA T. YECKEL,
COMMISSIONER



WILLIAM MILLER, JR.,
COMMISSIONER

ELECTION SUMMARY

GENERAL MUNICIPAL ELECTION
CITY OF SHREWSBURY
TUESDAY, APRIL 3, 2007

OFFICIAL RESULTS

RUN DATE:04/13/07 11:10 AM

	TOTAL	PERCENT	03 = VOTER TURNOUT - TOTAL	TOTAL	PERCENT
01 = REGISTERED VOTERS - TOTAL	4,496				18.66
02 = BALLOTS CAST - TOTAL	839				
	01	02	03		
0649 JEF6	346	120	34.68		
0650 JEF7,17	529	102	19.28		
0651 JEF8	379	84	22.16		
0652 JEF9	228	73	32.02		
0653 JEF10	454	82	18.06		
0654 JEF11	335	57	17.01		
0655 JEF12,21,GRA40	652	128	19.63		
0658 JEF15	524	85	16.22		
0672 JEF29,53	1049	108	10.30		

ALDERMAN SHREWSBURY WARD 1			VOTES	PERCENT	
(VOTE FOR) 1					
01 = ELMER KAUFFMANN			197	96.57	
02 = INVALID WRITE-IN			7	3.43	
	01	02			
0650 JEF7,17	77	6			
0653 JEF10	70	0			
0654 JEF11	50	1			

ALDERMAN SHREWSBURY WARD 2			VOTES	PERCENT	VOTES	PERCENT
(VOTE FOR) 1						
01 = KEITH KOENIGSFELD			104	26.46		
02 = FELICITY BUCKLEY			288	73.28	03 = INVALID WRITE-IN	1 .25
	01	02	03			
0649 JEF6	20	97	0			
0651 JEF8	26	57	0			
0652 JEF9	24	47	0			
0655 JEF12,21,GRA40	34	87	1			

ALDERMAN SHREWSBURY WARD 3			VOTES	PERCENT	
(VOTE FOR) 1					
01 = MIKE TRAVAGLINI			161	99.38	
02 = INVALID WRITE-IN			1	.62	
	01	02			
0658 JEF15	71	1			
0672 JEF29,53	90	0			

PROPOSITION S - CITY OF SHREWSBURY			VOTES	PERCENT	
* * BONDS - PUBLIC SAFETY (57.15% NEEDED) * *					
(VOTE FOR) 1					
01 = YES			506	61.11	
02 = NO			322	38.89	
	01	02			
0649 JEF6	65	54			
0650 JEF7,17	48	52			
0651 JEF8	50	33			
0652 JEF9	35	37			
0653 JEF10	43	39			
0654 JEF11	41	16			
0655 JEF12,21,GRA40	87	36			
0658 JEF15	52	33			
0672 JEF29,53	85	22			

PROPOSITION P - CITY OF SHREWSBURY			VOTES	PERCENT	
* * BONDS - AQUATIC CENTER (57.15% NEEDED) * *					
(VOTE FOR) 1					
01 = YES			477	57.40	
02 = NO			354	42.60	
	01	02			
0649 JEF6	54	65			
0650 JEF7,17	47	54			
0651 JEF8	47	37			
0652 JEF9	38	35			
0653 JEF10	44	38			
0654 JEF11	40	17			
0655 JEF12,21,GRA40	81	43			
0658 JEF15	50	35			
0672 JEF29,53	76	30			

		VOTES	PERCENT
PROPOSITION R - CITY OF SHREWSBURY			
* * BONDS - STREET IMPROV (57.15% NEEDED) * *			
(VOTE FOR) 1			
01 = YES		509	61.03
02 = NO		325	38.97

	01 02		


0649 JEF6	60 58		
0650 JEF7,17	48 54		
0651 JEF8	49 35		
0652 JEF9	39 34		
0653 JEF10	44 38		
0654 JEF11	39 18		
0655 JEF12,21,GRA40	87 40		
0658 JEF15	56 28		
0672 JEF29,53	87 20		

		VOTES	PERCENT
PROPOSITION T - CITY OF SHREWSBURY			
* * INCREASE OPERATING TAX LEVY * *			
(VOTE FOR) 1			
01 = YES		362	43.67
02 = NO		467	56.33


	01 02		

0649 JEF6	33 85		
0650 JEF7,17	27 75		
0651 JEF8	31 52		
0652 JEF9	22 51		
0653 JEF10	33 49		
0654 JEF11	32 25		
0655 JEF12,21,GRA40	68 58		
0658 JEF15	45 39		
0672 JEF29,53	71 33		

WE, THE BOARD OF ELECTION COMMISSIONERS OF ST. LOUIS COUNTY, MISSOURI, ACTING AS THE VERIFICATION BOARD PURSUANT TO 115.507,R.S.Mo 1978, HEREBY CERTIFY THE FOREGOING TO BE A TRUE AND CORRECT ABSTRACT OF VOTES CAST FOR THE CANDIDATES AND PROPOSITIONS AT THE GENERAL MUNICIPAL ELECTION HELD IN ST. LOUIS COUNTY, MISSOURI, ON APRIL 3, 2007. IN TESTIMONY WHEREOF, WE HAVE HEREUNTO SET OUR HAND AT OUR OFFICE IN MAPLEWOOD, ST. LOUIS COUNTY, MISSOURI, ON APRIL 13, 2007.



 JOHN J. DIEHL, JR.,
 CHAIRMAN



 CHAIM H. ZIMBALIST,
 SECRETARY



 ANITA T. YECKEL,
 COMMISSIONER



 WILLIAM MILLER, JR.,
 COMMISSIONER

ELECTION SUMMARY

GENERAL MUNICIPAL ELECTION
CITY OF ST. ANN
TUESDAY, APRIL 3, 2007

OFFICIAL RESULTS

RUN DATE:04/13/07 11:11 AM

	TOTAL	PERCENT	03 = VOTER TURNOUT - TOTAL	TOTAL	PERCENT
01 = REGISTERED VOTERS - TOTAL	7,714				
02 = BALLOTS CAST - TOTAL	2,015				26.12
	01	02	03		
0004 AP4,28	1247	162	12.99		
0008 AP8,24	927	238	25.67		
0011 AP11,40,MID56	915	319	34.86		
0012 AP12,MID32,46	313	98	31.31		
0025 AP25	273	57	20.88		
0030 AP30	167	10	5.99		
0031 AP31	776	254	32.73		
0033 AP33	237	75	31.65		
0054 AP54	696	243	34.91		
0055 AP55,MID42	558	152	27.24		
0056 AP56	362	63	17.40		
0065 AP65,67	309	83	26.86		
1010 MID23,30	521	151	28.98		
1014 MID27	331	81	24.47		
1037 MID50	82	29	35.37		

MAYOR ST. ANN (VOTE FOR) 1	VOTES	PERCENT	03 = JOHN GAMACHE	VOTES	PERCENT
01 = TIM JAMES	1,449	72.89		33	1.66
02 = CARRIE CAFAZZA	501	25.20	04 = INVALID WRITE-IN	5	.25
	01	02	03	04	
0004 AP4,28	106	52	2	1	
0008 AP8,24	122	107	5	1	
0011 AP11,40,MID56	263	46	5	0	
0012 AP12,MID32,46	70	28	0	0	
0025 AP25	38	16	0	0	
0030 AP30	7	3	0	0	
0031 AP31	180	61	8	2	
0033 AP33	67	7	0	0	
0054 AP54	183	54	2	1	
0055 AP55,MID42	131	18	2	0	
0056 AP56	36	23	3	0	
0065 AP65,67	57	23	2	0	
1010 MID23,30	101	43	3	0	
1014 MID27	64	16	0	0	
1037 MID50	24	4	1	0	

ALDERMAN ST. ANN WARD 1 (VOTE FOR) 1	VOTES	PERCENT	03 = INVALID WRITE-IN	VOTES	PERCENT
01 = DON ALDENDERFER	316	67.38			
02 = GARY (STEVEN) TRIPLETT	152	32.41		1	.21
	01	02	03		
0008 AP8,24	131	96	1		
0012 AP12,MID32,46	77	19	0		
1010 MID23,30	108	37	0		

ALDERMAN ST. ANN WARD 2 (VOTE FOR) 1	VOTES	PERCENT	03 = INVALID WRITE-IN	VOTES	PERCENT
01 = STEVE C. AVERSA	329	99.40			
02 = INVALID WRITE-IN	2	.60			
	01	02			
0054 AP54	203	2			
0056 AP56	50	0			
0065 AP65,67	76	0			

ALDERMAN ST. ANN WARD 3 (VOTE FOR) 1	VOTES	PERCENT	03 = INVALID WRITE-IN	VOTES	PERCENT
01 = SHAWN R. SHORT	416	98.11			
02 = INVALID WRITE-IN	8	1.89			
	01	02			
0011 AP11,40,MID56	233	5			
0055 AP55,MID42	122	3			
1014 MID27	61	0			

ALDERMAN ST. ANN WARD 4 (VOTE FOR) 1	VOTES	PERCENT	03 = INVALID WRITE-IN	VOTES	PERCENT
01 = LEO GERARD MCGEOGHEGAN	168	53.50			
02 = DANIEL P. GAENG	145	46.18		1	.32
	01	02	03		
0025 AP25	25	28	1		
0030 AP30	4	6	0		

ALDERMAN ST. ANN WARD 5
 (VOTE FOR) 1
 01 = CARRIE HAMM
 02 = INVALID WRITE-IN

VOTES PERCENT

208 98.58
 3 1.42

 01 02

0004 AP4,28
 0033 AP33
 1037 MID50


125 2
 59 1
 24 0

WE, THE BOARD OF ELECTION COMMISSIONERS OF ST. LOUIS COUNTY, MISSOURI, ACTING AS THE VERIFICATION BOARD PURSUANT TO 115.507, R.S. Mo 1978, HEREBY CERTIFY THE FOREGOING TO BE A TRUE AND CORRECT ABSTRACT OF VOTES CAST FOR THE CANDIDATES AND PROPOSITIONS AT THE GENERAL MUNICIPAL ELECTION HELD IN ST. LOUIS COUNTY, MISSOURI, ON APRIL 3, 2007. IN TESTIMONY WHEREOF, WE HAVE HEREUNTO SET OUR HAND AT OUR OFFICE IN MAPLEWOOD, ST. LOUIS COUNTY, MISSOURI, ON APRIL 13, 2007.


 JOHN J. DIEHL, JR.,
 CHAIRMAN


 CHAIM H. ZIMBALIST,
 SECRETARY


 ANITA T. YECKEL,
 COMMISSIONER


 WILLIAM MILLER, JR.,
 COMMISSIONER

ELECTION SUMMARY

GENERAL MUNICIPAL ELECTION
CITY OF ST. GEORGE
TUESDAY, APRIL 3, 2007

OFFICIAL RESULTS

RUN DATE:04/13/07 11:11 AM

01 = REGISTERED VOTERS - TOTAL
02 = BALLOTS CAST - TOTAL

TOTAL PERCENT
887
71

03 = VOTER TURNOUT - TOTAL

TOTAL PERCENT
8.00


	01	02	03
0360 CON7,40	179	15	8.38
0372 CON19	13	1	7.69
0373 CON20	120	8	6.67
0394 CON41	114	7	6.14
0407 CON54	307	23	7.49
0408 CON55	154	17	11.04


	VOTES	PERCENT
ALDERMAN ST. GEORGE WARD 1 (VOTE FOR) 1 01 = PATRICK DOTSON	19	100.00
02 = INVALID WRITE-IN	0	
	01	02
0407 CON54	19	0

	VOTES	PERCENT
ALDERMAN ST. GEORGE WARD 2 (VOTE FOR) 1 01 = CARMEN E. WILKERSON	19	95.00
02 = INVALID WRITE-IN	1	5.00
	01	02
0394 CON41	6	0
0408 CON55	13	1

	VOTES	PERCENT
ALDERMAN ST. GEORGE WARD 3 (VOTE FOR) 1 01 = HERBERT PYNE	21	95.45
02 = INVALID WRITE-IN	1	4.55
	01	02
0360 CON7,40	12	1
0372 CON19	1	0
0373 CON20	8	0

WE, THE BOARD OF ELECTION COMMISSIONERS OF ST. LOUIS COUNTY, MISSOURI, ACTING AS THE VERIFICATION BOARD PURSUANT TO 115.507,R.S.Mo 1978, HEREBY CERTIFY THE FOREGOING TO BE A TRUE AND CORRECT ABSTRACT OF VOTES CAST FOR THE CANDIDATES AND PROPOSITIONS AT THE GENERAL MUNICIPAL ELECTION HELD IN ST. LOUIS COUNTY, MISSOURI, ON APRIL 3, 2007. IN TESTIMONY WHEREOF, WE HAVE HEREUNTO SET OUR HAND AT OUR OFFICE IN MAPLEWOOD, ST. LOUIS COUNTY, MISSOURI, ON APRIL 13, 2007.


JOHN J. DIEHL, JR.,
CHAIRMAN


CHAIM H. ZIMBALIST,
SECRETARY


ANITA T. YECKEL,
COMMISSIONER


WILLIAM MILLER, JR.,
COMMISSIONER

ELECTION SUMMARY

GENERAL MUNICIPAL ELECTION
CITY OF ST. JOHN
TUESDAY, APRIL 3, 2007

OFFICIAL RESULTS

RUN DATE:04/13/07 11:11 AM


01 = REGISTERED VOTERS - TOTAL	TOTAL	PERCENT	03 = VOTER TURNOUT - TOTAL	TOTAL	PERCENT
02 = BALLOTS CAST - TOTAL	3,885				23.32
	906				
	01	02	03		
0009 AP9,13,20,68,69	1484	356	23.99		
0014 AP14,MID19,40	450	107	23.78		
0015 AP15	312	63	20.19		
0016 AP16	130	25	19.23		
1004 MID17,34	1350	342	25.33		
1015 MID28,AP58	38	5	13.16		
1216 NOR44	121	8	6.61		


MAYOR ST. JOHN	VOTES	PERCENT	03 = INVALID WRITE-IN	VOTES	PERCENT
(VOTE FOR) 1					
01 = SANDRA K. (SANDY) MENGE	342	38.78		161	18.25
02 = LEE ROY M. TAYLOR	379	42.97			
	01	02	03		
0009 AP9,13,20,68,69	124	174	49		
0014 AP14,MID19,40	44	36	25		
0015 AP15	21	23	19		
0016 AP16	3	17	3		
1004 MID17,34	147	123	62		
1015 MID28,AP58	1	0	3		
1216 NOR44	2	6	0		

COUNCILMAN ST. JOHN WARD 1	VOTES	PERCENT	03 = INVALID WRITE-IN	VOTES	PERCENT
(VOTE FOR) 1					
01 = MILFORD (SKIP) LOWRY	184	43.71		7	1.66
02 = JUSTIN SAFFELL	230	54.63			
	01	02	03		
0015 AP15	31	32	0		
0016 AP16	21	4	0		
1004 MID17,34	126	190	6		
1015 MID28,AP58	1	3	1		
1216 NOR44	5	1	0		


COUNCILMAN ST. JOHN WARD 2	VOTES	PERCENT	
(VOTE FOR) 1			
01 = BILL BALES	369	98.40	
02 = INVALID WRITE-IN	6	1.60	
	01	02	
0009 AP9,13,20,68,69	288	4	
0014 AP14,MID19,40	81	2	

WE, THE BOARD OF ELECTION COMMISSIONERS OF ST. LOUIS COUNTY, MISSOURI, ACTING AS THE VERIFICATION BOARD PURSUANT TO 115.507,R.S.Mo 1978, HEREBY CERTIFY THE FOREGOING TO BE A TRUE AND CORRECT ABSTRACT OF VOTES CAST FOR THE CANDIDATES AND PROPOSITIONS AT THE GENERAL MUNICIPAL ELECTION HELD IN ST. LOUIS COUNTY, MISSOURI, ON APRIL 3, 2007. IN TESTIMONY WHEREOF, WE HAVE HEREUNTO SET OUR HAND AT OUR OFFICE IN MAPLEWOOD, ST. LOUIS COUNTY, MISSOURI, ON APRIL 13, 2007.


JOHN J. DIEHL, JR.,
CHAIRMAN


CHAIM H. ZIMBALIST,
SECRETARY


ANITA T. YECKEL,
COMMISSIONER


WILLIAM MILLER, JR.,
COMMISSIONER

ELECTION SUMMARY

GENERAL MUNICIPAL ELECTION
CITY OF SUNSET HILLS
TUESDAY, APRIL 3, 2007

OFFICIAL RESULTS

RUN DATE:04/13/07 11:11 AM

	TOTAL	PERCENT	03 = VOTER TURNOUT - TOTAL	TOTAL	PERCENT
01 = REGISTERED VOTERS - TOTAL	6,440				
02 = BALLOTS CAST - TOTAL	1,245				19.33
	01	02	03		
0114 BON35	65	10	15.38		
0120 BON41,44	510	86	16.86		
0378 CON25	1033	242	23.43		
0385 CON32,48	49	5	10.20		
0536 GRA3,7	13	4	30.77		
0541 GRA8	302	17	5.63		
0542 GRA9,45	766	158	20.63		
0574 GRA41,66	817	152	18.60		
0579 GRA46	96	27	28.13		
0600 GRA67,69	127	24	18.90		
0601 GRA68	483	115	23.81		
1561 TSF1,6,7,8,9,10	714	152	21.29		
1563 TSF3,12,13	733	134	18.28		
1564 TSF4	340	92	27.06		
1571 TSF11	392	27	6.89		

	VOTES	PERCENT
ALDERMAN SUNSET HILLS WARD 1 (VOTE FOR) 1		
01 = DOUGLAS J. MCGUIRE JR.	109	95.61
02 = INVALID WRITE-IN	5	4.39
	01	02
0114 BON35	8	0
0120 BON41,44	62	4
0536 GRA3,7	3	0
0541 GRA8	15	1
1571 TSF11	21	0

	VOTES	PERCENT
ALDERMAN SUNSET HILLS WARD 2 (VOTE FOR) 1		
01 = JOHN W. LITTLEFIELD	250	96.90
02 = INVALID WRITE-IN	8	3.10
	01	02
0385 CON32,48	5	0
0542 GRA9,45	128	3
0574 GRA41,66	117	5

	VOTES	PERCENT	VOTES	PERCENT
ALDERMAN SUNSET HILLS WARD 3 (VOTE FOR) 1				
01 = JAN HOFFMANN	293	72.89		
02 = WOLFGANG D. VOLZ	109	27.11	03 = INVALID WRITE-IN	0
	01	02	03	
0378 CON25	162	75	0	
0579 GRA46	20	6	0	
0600 GRA67,69	17	7	0	
0601 GRA68	94	21	0	


	VOTES	PERCENT	VOTES	PERCENT
ALDERMAN SUNSET HILLS WARD 4 (VOTE FOR) 1				
01 = MIKE SVOBODA	226	62.26		
02 = DONALD L. PARKER	137	37.74	03 = INVALID WRITE-IN	0
	01	02	03	
1561 TSF1,6,7,8,9,10	111	36	0	
1563 TSF3,12,13	70	57	0	
1564 TSF4	45	44	0	

	VOTES	PERCENT
PROPOSITION P - CITY OF SUNSET HILLS * * SALES TAX - PARKS & STORM WATER * *		
(VOTE FOR) 1		
01 = YES	818	67.60
02 = NO	392	32.40
	01	02
0114 BON35	7	3
0120 BON41,44	49	35
0378 CON25	157	75
0385 CON32,48	4	1
0536 GRA3,7	4	0
0541 GRA8	9	8
0542 GRA9,45	100	56
0574 GRA41,66	98	48
0579 GRA46	19	6
0600 GRA67,69	14	8


0601 GRA68
1561 TSF1,6,7,8,9,10
1563 TSF3,12,13
1564 TSF4
1571 TSF11

73 39
101 44
98 36
62 29
23 4

WE, THE BOARD OF ELECTION COMMISSIONERS OF ST. LOUIS COUNTY, MISSOURI, ACTING AS THE VERIFICATION BOARD PURSUANT TO 115.507, R.S. Mo 1978, HEREBY CERTIFY THE FOREGOING TO BE A TRUE AND CORRECT ABSTRACT OF VOTES CAST FOR THE CANDIDATES AND PROPOSITIONS AT THE GENERAL MUNICIPAL ELECTION HELD IN ST. LOUIS COUNTY, MISSOURI, ON APRIL 3, 2007. IN TESTIMONY WHEREOF, WE HAVE HEREUNTO SET OUR HAND AT OUR OFFICE IN MAPLEWOOD, ST. LOUIS COUNTY, MISSOURI, ON APRIL 13, 2007.




JOHN J. DIEHL, JR.,
CHAIRMAN



CHAIM H. ZIMBALIST,
SECRETARY



ANITA T. YECKEL,
COMMISSIONER



WILLIAM MILLER, JR.,
COMMISSIONER

ELECTION SUMMARY

RUN DATE:04/13/07 11:12 AM

GENERAL MUNICIPAL ELECTION
VILLAGE OF SYCAMORE HILLS
TUESDAY, APRIL 3, 2007

OFFICIAL RESULTS

01 = REGISTERED VOTERS - TOTAL
02 = BALLOTS CAST - TOTAL

TOTAL PERCENT
466
104

03 = VOTER TURNOUT - TOTAL

TOTAL PERCENT
22.32

1002 MID15,36

01	02	03
466	104	22.32

TRUSTEE SYCAMORE HILLS
(VOTE FOR) 3

01 = PHILLIP H. BURKE, III
02 = TOM DRENNAN

VOTES PERCENT


03 = NO CANDIDATE FILED
04 = CARRIE LOGAN (3 WRITE-IN VOTES) OF


VOTES PERCENT

1002 MID15,36

01	02	03	04
75	76	0	8

WE, THE BOARD OF ELECTION COMMISSIONERS OF ST. LOUIS COUNTY, MISSOURI, ACTING AS THE VERIFICATION BOARD PURSUANT TO 115.507,R.S.Mo 1978, HEREBY CERTIFY THE FOREGOING TO BE A TRUE AND CORRECT ABSTRACT OF VOTES CAST FOR THE CANDIDATES AND PROPOSITIONS AT THE GENERAL MUNICIPAL ELECTION HELD IN ST. LOUIS COUNTY, MISSOURI, ON APRIL 3, 2007. IN TESTIMONY WHEREOF, WE HAVE HEREUNTO SET OUR HAND AT OUR OFFICE IN MAPLEWOOD, ST. LOUIS COUNTY, MISSOURI, ON APRIL 13, 2007.


JOHN J. DIEHL, JR.,
CHAIRMAN


CHAIM H. ZIMBALIST,
SECRETARY


ANITA T. YECKEL,
COMMISSIONER


WILLIAM MILLER, JR.,
COMMISSIONER

ELECTION SUMMARY

RUN DATE:04/13/07 11:12 AM

GENERAL MUNICIPAL ELECTION
CITY OF TOWN AND COUNTRY
TUESDAY, APRIL 3, 2007

OFFICIAL RESULTS

	TOTAL	PERCENT		TOTAL	PERCENT
01 = REGISTERED VOTERS - TOTAL	8,136		03 = VOTER TURNOUT - TOTAL		3.59
02 = BALLOTS CAST - TOTAL	292				
	01	02	03		
1070 MR1,8	646	23	3.56		
1071 MR2	139	13	9.35		
1072 MR3,67	848	10	1.18		
1074 MR5,39,65	1069	43	4.02		
1078 MR9	96	4	4.17		
1093 MR25,31,61	1195	45	3.77		
1097 MR29	772	31	4.02		
1111 MR43	389	6	1.54		
1112 MR44	599	26	4.34		
1116 MR48,91	492	15	3.05		
1124 MR56,58	44	5	11.36		
1127 MR59	7	1	14.29		
1131 MR63,66,74	728	34	4.67		
1146 MR78,MHT35	1112	36	3.24		


	VOTES	PERCENT
ALDERMAN TOWN AND COUNTRY WARD 1 (VOTE FOR) 1		
01 = LYNN WRIGHT	77	98.72
02 = INVALID WRITE-IN	1	1.28
	01	02
1070 MR1,8	23	0
1074 MR5,39,65	38	1
1078 MR9	4	0
1111 MR43	6	0
1124 MR56,58	5	0
1127 MR59	1	0

	VOTES	PERCENT
ALDERMAN TOWN AND COUNTRY WARD 2 (VOTE FOR) 1		
01 = WILLIAM (BILL) KUEHLING	87	100.00
02 = INVALID WRITE-IN	0	
	01	02
1071 MR2	13	0
1093 MR25,31,61	45	0
1097 MR29	29	0


	VOTES	PERCENT
ALDERMAN TOWN AND COUNTRY WARD 3 (VOTE FOR) 1		
01 = FRED MEYLAND-SMITH	49	100.00
02 = INVALID WRITE-IN	0	
	01	02
1072 MR3,67	9	0
1112 MR44	25	0
1116 MR48,91	15	0

	VOTES	PERCENT
ALDERMAN TOWN AND COUNTRY WARD 4 (VOTE FOR) 1		
01 = JON BENIGAS	57	95.00
02 = INVALID WRITE-IN	3	5.00
	01	02
1131 MR63,66,74	28	1
1146 MR78,MHT35	29	2

WE, THE BOARD OF ELECTION COMMISSIONERS OF ST. LOUIS COUNTY, MISSOURI, ACTING AS THE VERIFICATION BOARD PURSUANT TO 115.507, R.S. Mo 1978, HEREBY CERTIFY THE FOREGOING TO BE A TRUE AND CORRECT ABSTRACT OF VOTES CAST FOR THE CANDIDATES AND PROPOSITIONS AT THE GENERAL MUNICIPAL ELECTION HELD IN ST. LOUIS COUNTY, MISSOURI, ON APRIL 3, 2007. IN TESTIMONY WHEREOF, WE HAVE HEREUNTO SET OUR HAND AT OUR OFFICE IN MAPLEWOOD, ST. LOUIS COUNTY, MISSOURI, ON APRIL 13, 2007.




JOHN J. DIEHL, JR.,
CHAIRMAN



CHAIM H. ZIMBALIST,
SECRETARY



ANITA T. YECKEL,
COMMISSIONER



WILLIAM MILLER, JR.,
COMMISSIONER

ELECTION SUMMARY

RUN DATE:04/13/07 11:12 AM

GENERAL MUNICIPAL ELECTION
VILLAGE OF TWIN OAKS
TUESDAY, APRIL 3, 2007

OFFICIAL RESULTS

01 = REGISTERED VOTERS - TOTAL
02 = BALLOTS CAST - TOTAL

TOTAL PERCENT
288 29

03 = VOTER TURNOUT - TOTAL

TOTAL PERCENT
10.07

1453 QUE32

01	02	03
288	29	10.07

TRUSTEE TWIN OAKS
(VOTE FOR) 3

01 = KAREN L. DRESNER
02 = PAUL BROCKMANN

VOTES PERCENT

22 32.84
22 32.84

03 = DENNIS L. WHITMORE
04 = INVALID WRITE-IN


VOTES PERCENT


23 34.33
0

1453 QUE32

01	02	03	04
22	22	23	0

WE, THE BOARD OF ELECTION COMMISSIONERS OF ST. LOUIS COUNTY, MISSOURI, ACTING AS THE VERIFICATION BOARD PURSUANT TO 115.507,R.S.Mo 1978, HEREBY CERTIFY THE FOREGOING TO BE A TRUE AND CORRECT ABSTRACT OF VOTES CAST FOR THE CANDIDATES AND PROPOSITIONS AT THE GENERAL MUNICIPAL ELECTION HELD IN ST. LOUIS COUNTY, MISSOURI, ON APRIL 3, 2007. IN TESTIMONY WHEREOF, WE HAVE HEREUNTO SET OUR HAND AT OUR OFFICE IN MAPLEWOOD, ST. LOUIS COUNTY, MISSOURI, ON APRIL 13, 2007.


JOHN J. DIEHL, JR.,
CHAIRMAN


CHAIM H. ZIMBALIST,
SECRETARY


ANITA T. YECKEL,
COMMISSIONER


WILLIAM MILLER, JR.,
COMMISSIONER

ELECTION SUMMARY

RUN DATE:04/13/07 11:13 AM


GENERAL MUNICIPAL ELECTION
CITY OF UNIVERSITY CITY
TUESDAY, APRIL 3, 2007


OFFICIAL RESULTS

	TOTAL	PERCENT		TOTAL	PERCENT
01 = REGISTERED VOTERS - TOTAL	7,863		03 = VOTER TURNOUT - TOTAL		9.87
02 = BALLOTS CAST - TOTAL	776				
	01	02	03		
0609 HAD6,7,36	1415	82	5.80		
0611 HAD8	673	136	20.21		
1621 UNV20,22,HAD38,39	1569	156	9.94		
1624 UNV23,30	1313	138	10.51		
1625 UNV24,29	1886	197	10.45		
1629 UNV28,45	1007	67	6.65		

	VOTES	PERCENT		VOTES	PERCENT
COUNCILMEMBER UNIVERSITY CITY WARD 2 (1 YEAR UNEXPIRED TERM) (VOTE FOR) 1					
01 = LYNN RICCI	614	80.90			
02 = GLORIA D. NICKERSON	143	18.84	03 = INVALID WRITE-IN	2	.26
	01	02	03		
0609 HAD6,7,36	53	23	0		
0611 HAD8	122	13	0		
1621 UNV20,22,HAD38,39	136	16	1		
1624 UNV23,30	119	16	0		
1625 UNV24,29	149	44	0		
1629 UNV28,45	35	31	1		

WE, THE BOARD OF ELECTION COMMISSIONERS OF ST. LOUIS COUNTY, MISSOURI, ACTING AS THE VERIFICATION BOARD PURSUANT TO 115.507,R.S.Mo 1978, HEREBY CERTIFY THE FOREGOING TO BE A TRUE AND CORRECT ABSTRACT OF VOTES CAST FOR THE CANDIDATES AND PROPOSITIONS AT THE GENERAL MUNICIPAL ELECTION HELD IN ST. LOUIS COUNTY, MISSOURI, ON APRIL 3, 2007. IN TESTIMONY WHEREOF, WE HAVE HEREUNTO SET OUR HAND AT OUR OFFICE IN MAPLEWOOD, ST. LOUIS COUNTY, MISSOURI, ON APRIL 13, 2007.


JOHN J. DIEHL, JR.,
CHAIRMAN


CHAIM H. ZIMBALIST,
SECRETARY


ANITA T. YECKEL,
COMMISSIONER


WILLIAM MILLER, JR.,
COMMISSIONER

ELECTION SUMMARY

RUN DATE:04/13/07 11:13 AM


GENERAL MUNICIPAL ELECTION
 VILLAGE OF UPLANDS PARK
 TUESDAY, APRIL 3, 2007


OFFICIAL RESULTS

	TOTAL	PERCENT		TOTAL	PERCENT
01 = REGISTERED VOTERS - TOTAL	401		03 = VOTER TURNOUT - TOTAL		16.46
02 = BALLOTS CAST - TOTAL	66				
	01	02	03		
1227 NOR56	354	62	17.51		
1235 NOR64	37	4	10.81		
1656 UNV55	10	0	.00		


	VOTES	PERCENT		VOTES	PERCENT
BOARD OF TRUSTEES UPLANDS PARK (VOTE FOR) 2					
01 = SHIRLEY MARTIN	38	36.19	03 = KENNETH WILLIAMS	34	32.38
02 = MARIE KEYS	33	31.43	04 = INVALID WRITE-IN	0	
	01	02	03	04	
1227 NOR56	35	30	33	0	
1235 NOR64	3	3	1	0	
1656 UNV55	0	0	0	0	

WE, THE BOARD OF ELECTION COMMISSIONERS OF ST. LOUIS COUNTY, MISSOURI, ACTING AS THE VERIFICATION BOARD PURSUANT TO 115.507,R.S.Mo 1978, HEREBY CERTIFY THE FOREGOING TO BE A TRUE AND CORRECT ABSTRACT OF VOTES CAST FOR THE CANDIDATES AND PROPOSITIONS AT THE GENERAL MUNICIPAL ELECTION HELD IN ST. LOUIS COUNTY, MISSOURI, ON APRIL 3, 2007. IN TESTIMONY WHEREOF, WE HAVE HEREUNTO SET OUR HAND AT OUR OFFICE IN MAPLEWOOD, ST. LOUIS COUNTY, MISSOURI, ON APRIL 13, 2007.


 JOHN J. DIEHL, JR.,
 CHAIRMAN


 CHAIM H. ZIMBALIST,
 SECRETARY


 ANITA T. YECKEL,
 COMMISSIONER


 WILLIAM MILLER, JR.,
 COMMISSIONER

ELECTION SUMMARY

GENERAL MUNICIPAL ELECTION
CITY OF VALLEY PARK
TUESDAY, APRIL 3, 2007

OFFICIAL RESULTS

RUN DATE:04/13/07 11:13 AM

01 = REGISTERED VOTERS - TOTAL	TOTAL	PERCENT	03 = VOTER TURNOUT - TOTAL	TOTAL	PERCENT
02 = BALLOTS CAST - TOTAL	3,683				14.28
	526				
	01	02	03		
1433 QUE12,17,40	761	69	9.07		
1446 QUE25,28,52	201	33	16.42		
1454 QUE33	396	73	18.43		
1456 QUE35	623	115	18.46		
1459 QUE38,51,53	710	190	26.76		
1463 QUE42	573	37	6.46		
1467 QUE46	139	1	0.72		
1470 QUE49	213	7	3.29		
1475 QUE54	67	1	1.49		


ALDERMAN VALLEY PARK WARD 1		VOTES	PERCENT
(VOTE FOR) 1			
01 = JOHN K. BRUST		66	95.65
02 = INVALID WRITE-IN		3	4.35
	01	02	
1433 QUE12,17,40	63	2	
1470 QUE49	3	1	


ALDERMAN VALLEY PARK WARD 2		VOTES	PERCENT
(VOTE FOR) 1			
01 = DON CARROLL		32	91.43
02 = INVALID WRITE-IN		3	8.57
	01	02	
1463 QUE42	31	3	
1467 QUE46	1	0	

ALDERMAN VALLEY PARK WARD 3		VOTES	PERCENT	VOTES	PERCENT
(VOTE FOR) 1					
01 = EDGAR E. WALKER JR.		74	50.00		
02 = RUSSELL W. CAUSEY		73	49.32	03 = INVALID WRITE-IN	1 .68
	01	02	03		
1446 QUE25,28,52	21	12	0		
1456 QUE35	53	61	1		
1475 QUE54	0	0	0		


ALDERMAN VALLEY PARK WARD 4		VOTES	PERCENT	VOTES	PERCENT
(VOTE FOR) 1					
01 = STEVEN DRAKE		139	53.26		
02 = MARTHA C. RODRIGUEZ		121	46.36	03 = INVALID WRITE-IN	1 .38
	01	02	03		
1454 QUE33	43	28	0		
1459 QUE38,51,53	96	93	1		

WE, THE BOARD OF ELECTION COMMISSIONERS OF ST. LOUIS COUNTY, MISSOURI, ACTING AS THE VERIFICATION BOARD PURSUANT TO 115.507,R.S.Mo 1978, HEREBY CERTIFY THE FOREGOING TO BE A TRUE AND CORRECT ABSTRACT OF VOTES CAST FOR THE CANDIDATES AND PROPOSITIONS AT THE GENERAL MUNICIPAL ELECTION HELD IN ST. LOUIS COUNTY, MISSOURI, ON APRIL 3, 2007. IN TESTIMONY WHEREOF, WE HAVE HEREUNTO SET OUR HAND AT OUR OFFICE IN MAPLEWOOD, ST. LOUIS COUNTY, MISSOURI, ON APRIL 13, 2007.


JOHN J. DIEHL, JR.,
CHAIRMAN


CHAIM H. ZIMBALIST,
SECRETARY


ANITA T. YECKEL,
COMMISSIONER


WILLIAM MILLER, JR.,
COMMISSIONER

ELECTION SUMMARY

GENERAL MUNICIPAL ELECTION
CITY OF VELDA CITY
TUESDAY, APRIL 3, 2007

OFFICIAL RESULTS


RUN DATE:04/13/07 11:13 AM

01 = REGISTERED VOTERS - TOTAL	TOTAL	PERCENT	03 = VOTER TURNOUT - TOTAL	TOTAL	PERCENT
02 = BALLOTS CAST - TOTAL	1,133				10.59
	120				
	-----	-----			
	01	02	03		
	-----	-----	-----		
1181 NOR9	657	77	11.72		
1209 NOR37,53	476	43	9.03		


	VOTES	PERCENT			
ALDERMAN VELDA CITY WARD 1 (VOTE FOR) 1					
01 = ALTHEA MORRIS	37	94.87			
02 = INVALID WRITE-IN	2	5.13			
	-----	-----			
	01	02			
	-----	-----			
1209 NOR37,53	37	2			

	VOTES	PERCENT		VOTES	PERCENT
ALDERMAN VELDA CITY WARD 2 (VOTE FOR) 1					
01 = MELDA BERNARD COLLINS	37	49.33			
02 = DWAYNE GIBSON	37	49.33	03 = INVALID WRITE-IN	1	1.33
	-----	-----			
	01	02	03		
	-----	-----	-----		
1181 NOR9	37	37	1		

WE, THE BOARD OF ELECTION COMMISSIONERS OF ST. LOUIS COUNTY, MISSOURI, ACTING AS THE VERIFICATION BOARD PURSUANT TO 115.507,R.S.Mo 1978, HEREBY CERTIFY THE FOREGOING TO BE A TRUE AND CORRECT ABSTRACT OF VOTES CAST FOR THE CANDIDATES AND PROPOSITIONS AT THE GENERAL MUNICIPAL ELECTION HELD IN ST. LOUIS COUNTY, MISSOURI, ON APRIL 3, 2007. IN TESTIMONY WHEREOF, WE HAVE HEREUNTO SET OUR HAND AT OUR OFFICE IN MAPLEWOOD, ST. LOUIS COUNTY, MISSOURI, ON APRIL 13, 2007.



JOHN J. DIEHL, JR.,
CHAIRMAN



CHAIM H. ZIMBALIST,
SECRETARY



ANITA T. YECKEL,
COMMISSIONER



WILLIAM MILLER, JR.,
COMMISSIONER

ELECTION SUMMARY

RUN DATE:04/13/07 11:14 AM

GENERAL MUNICIPAL ELECTION
 VILLAGE OF VELDA VILLAGE HILLS
 TUESDAY, APRIL 3, 2007

OFFICIAL RESULTS


01 = REGISTERED VOTERS - TOTAL	TOTAL	PERCENT	03 = VOTER TURNOUT - TOTAL	TOTAL	PERCENT
02 = BALLOTS CAST - TOTAL	910				22.31
	203				
	-----	-----			
	01	02	03		
	-----	-----	-----		
1651 UNV50,56	910	203	22.31		

TRUSTEE VELDA VILLAGE HILLS (VOTE FOR) 3	VOTES	PERCENT		VOTES	PERCENT
01 = DOMINIC GARLAND	109	21.46	04 = MELVIN DOUGLAS	56	11.02
02 = MOLLIE BRADFORD	131	25.79	05 = MARGARET THOMPSON	88	17.32
03 = ROY WADE	123	24.21	06 = INVALID WRITE-IN	1	.20
	-----	-----	-----	-----	-----
	01	02	03	04	05
	-----	-----	-----	-----	-----
1651 UNV50,56	109	131	123	56	88


PROPOSITION 1 - VILLAGE OF VELDA VILLAGE HILLS * * SALES TAX - PARKS & STORM WATER * *	VOTES	PERCENT			
(VOTE FOR) 1					
01 = YES	87	47.03			
02 = NO	98	52.97			
	-----	-----			
	01	02			
	-----	-----			
1651 UNV50,56	87	98			

PROPOSITION 2 - VILLAGE OF VELDA VILLAGE HILLS * * UTILITY TAX - GROSS RECEIPTS * *	VOTES	PERCENT			
(VOTE FOR) 1					
01 = YES	49	26.49			
02 = NO	136	73.51			
	-----	-----			
	01	02			
	-----	-----			
1651 UNV50,56	49	136			

WE, THE BOARD OF ELECTION COMMISSIONERS OF ST. LOUIS COUNTY, MISSOURI, ACTING AS THE VERIFICATION BOARD PURSUANT TO 115.507,R.S. Mo 1978, HEREBY CERTIFY THE FOREGOING TO BE A TRUE AND CORRECT ABSTRACT OF VOTES CAST FOR THE CANDIDATES AND PROPOSITIONS AT THE GENERAL MUNICIPAL ELECTION HELD IN ST. LOUIS COUNTY, MISSOURI, ON APRIL 3, 2007. IN TESTIMONY WHEREOF, WE HAVE HEREUNTO SET OUR HAND AT OUR OFFICE IN MAPLEWOOD, ST. LOUIS COUNTY, MISSOURI, ON APRIL 13, 2007.




 JOHN J. DIEHL, JR.,
 CHAIRMAN



 CHAIM H. ZIMBALIST,
 SECRETARY



 ANITA T. YECKEL,
 COMMISSIONER



 WILLIAM MILLER, JR.,
 COMMISSIONER

ELECTION SUMMARY

GENERAL MUNICIPAL ELECTION
CITY OF VINITA PARK
TUESDAY, APRIL 3, 2007

OFFICIAL RESULTS

RUN DATE:04/13/07 11:14 AM


01 = REGISTERED VOTERS - TOTAL	TOTAL	PERCENT	03 = VOTER TURNOUT - TOTAL	TOTAL	PERCENT
02 = BALLOTS CAST - TOTAL	1,201			130	10.82
	130				
	01	02	03		
1025 MID38	39	4	10.26		
1050 MID63	291	9	3.09		
1059 MID72	34	10	29.41		
1060 MID73,74,77,81	275	33	12.00		
1062 MID75,80	354	41	11.58		
1065 MID78	47	13	27.66		
1066 MID79	18	5	27.78		
1069 MID82	143	15	10.49		


ALDERMAN VINITA PARK WARD 1			VOTES	PERCENT		
(VOTE FOR) 1						
01 = BRIAN GREMAUD			39	100.00		
02 = INVALID WRITE-IN			0			
	01	02				
1062 MID75,80	39	0				

ALDERMAN VINITA PARK WARD 2			VOTES	PERCENT	VOTES	PERCENT
(VOTE FOR) 1						
01 = DONALD BONO			32	54.24		
02 = SAMUEL EARL			27	45.76	03 = INVALID WRITE-IN	0
	01	02	03			
1025 MID38	2	1	0			
1059 MID72	6	4	0			
1060 MID73,74,77,81	15	18	0			
1065 MID78	9	4	0			

ALDERMAN VINITA PARK WARD 3			VOTES	PERCENT		
(VOTE FOR) 1						
01 = JAMES MCGEE			26	100.00		
02 = INVALID WRITE-IN			0			
	01	02				
1050 MID63	7	0				
1066 MID79	5	0				
1069 MID82	14	0				

WE, THE BOARD OF ELECTION COMMISSIONERS OF ST. LOUIS COUNTY, MISSOURI, ACTING AS THE VERIFICATION BOARD PURSUANT TO 115.507,R.S.Mo 1978, HEREBY CERTIFY THE FOREGOING TO BE A TRUE AND CORRECT ABSTRACT OF VOTES CAST FOR THE CANDIDATES AND PROPOSITIONS AT THE GENERAL MUNICIPAL ELECTION HELD IN ST. LOUIS COUNTY, MISSOURI, ON APRIL 3, 2007. IN TESTIMONY WHEREOF, WE HAVE HEREUNTO SET OUR HAND AT OUR OFFICE IN MAPLEWOOD, ST. LOUIS COUNTY, MISSOURI, ON APRIL 13, 2007.


JOHN J. DIEHL, JR.,
CHAIRMAN


CHAIM H. ZIMBALIST,
SECRETARY


ANITA T. YECKEL,
COMMISSIONER


WILLIAM MILLER, JR.,
COMMISSIONER

ELECTION SUMMARY

RUN DATE:04/13/07 11:14 AM

GENERAL MUNICIPAL ELECTION
 VILLAGE OF VINITA TERRACE
 TUESDAY, APRIL 3, 2007


OFFICIAL RESULTS


01 = REGISTERED VOTERS - TOTAL		TOTAL	PERCENT		03 = VOTER TURNOUT - TOTAL	TOTAL	PERCENT
02 = BALLOTS CAST - TOTAL		190				17.89	
		34					

		01	02	03			
		-----	-----	-----			
1648 UNV47,57,58		190	34	17.89			

TRUSTEE VINITA TERRACE (VOTE FOR) 3		VOTES	PERCENT		VOTES	PERCENT
01 = MARY C. TEVLIN		28	35.00	03 = VAUGHN M. ROOKS	25	31.25
02 = WALLACE RICHARD		24	30.00	04 = INVALID WRITE-IN	3	3.75
		-----	-----			
		01	02	03	04	
		-----	-----	-----	-----	
1648 UNV47,57,58		28	24	25	3	

WE, THE BOARD OF ELECTION COMMISSIONERS OF ST. LOUIS COUNTY, MISSOURI, ACTING AS THE VERIFICATION BOARD PURSUANT TO 115.507,R.S.Mo 1978, HEREBY CERTIFY THE FOREGOING TO BE A TRUE AND CORRECT ABSTRACT OF VOTES CAST FOR THE CANDIDATES AND PROPOSITIONS AT THE GENERAL MUNICIPAL ELECTION HELD IN ST. LOUIS COUNTY, MISSOURI, ON APRIL 3, 2007. IN TESTIMONY WHEREOF, WE HAVE HEREUNTO SET OUR HAND AT OUR OFFICE IN MAPLEWOOD, ST. LOUIS COUNTY, MISSOURI, ON APRIL 13, 2007.


 JOHN J. DIEHL, JR.,
 CHAIRMAN


 CHAIM H. ZIMBALIST,
 SECRETARY


 ANITA T. YECKEL,
 COMMISSIONER


 WILLIAM MILLER, JR.,
 COMMISSIONER

ELECTION SUMMARY

RUN DATE:04/13/07 11:15 AM

GENERAL MUNICIPAL ELECTION
CITY OF WARSON WOODS
TUESDAY, APRIL 3, 2007

OFFICIAL RESULTS

01 = REGISTERED VOTERS - TOTAL	TOTAL	PERCENT	03 = VOTER TURNOUT - TOTAL	TOTAL	PERCENT
02 = BALLOTS CAST - TOTAL	1,561	76			4.87
	01	02	03		
0644 JEF1	374	8	2.14		
0646 JEF3	457	18	3.94		
0647 JEF4	375	24	6.40		
0648 JEF5	355	26	7.32		


	VOTES	PERCENT
ALDERMAN WARSON WOODS WARD 1 (VOTE FOR) 1		
01 = MICHAEL T. ANDREWS	7	100.00
02 = INVALID WRITE-IN	0	
	01	02
0644 JEF1	7	0


	VOTES	PERCENT
ALDERMAN WARSON WOODS WARD 2 (VOTE FOR) 1		
01 = GORDON W. GOSH	16	94.12
02 = INVALID WRITE-IN	1	5.88
	01	02
0646 JEF3	16	1

	VOTES	PERCENT
ALDERMAN WARSON WOODS WARD 3 (VOTE FOR) 1		
01 = DAVID AITKEN	24	100.00
02 = INVALID WRITE-IN	0	
	01	02
0647 JEF4	24	0

	VOTES	PERCENT
ALDERMAN WARSON WOODS WARD 4 (VOTE FOR) 1		
01 = MARK F. WITTICH	24	100.00
02 = INVALID WRITE-IN	0	
	01	02
0648 JEF5	24	0

WE, THE BOARD OF ELECTION COMMISSIONERS OF ST. LOUIS COUNTY, MISSOURI, ACTING AS THE VERIFICATION BOARD PURSUANT TO 115.507,R.S.Mo 1978, HEREBY CERTIFY THE FOREGOING TO BE A TRUE AND CORRECT ABSTRACT OF VOTES CAST FOR THE CANDIDATES AND PROPOSITIONS AT THE GENERAL MUNICIPAL ELECTION HELD IN ST. LOUIS COUNTY, MISSOURI, ON APRIL 3, 2007. IN TESTIMONY WHEREOF, WE HAVE HEREUNTO SET OUR HAND AT OUR OFFICE IN MAPLEWOOD, ST. LOUIS COUNTY, MISSOURI, ON APRIL 13, 2007.


JOHN J. DIEHL, JR.,
CHAIRMAN


CHAIM H. ZIMBALIST,
SECRETARY


ANITA T. YECKEL,
COMMISSIONER


WILLIAM MILLER, JR.,
COMMISSIONER

ELECTION SUMMARY

GENERAL MUNICIPAL ELECTION
CITY OF WELLSTON
TUESDAY, APRIL 3, 2007

OFFICIAL RESULTS

RUN DATE:04/13/07 11:15 AM

01 = REGISTERED VOTERS - TOTAL	TOTAL	PERCENT	03 = VOTER TURNOUT - TOTAL	TOTAL	PERCENT
02 = BALLOTS CAST - TOTAL	1,174				15.59
	183				
	01	02	03		
1606 UNV5,6	288	53	18.40		
1608 UNV7	449	74	16.48		
1609 UNV8	242	10	4.13		
1613 UNV12	141	41	29.08		
1654 UNV53	21	4	19.05		
1655 UNV54	33	1	3.03		


COUNCILPERSON WELLSTON WARD 1 (VOTE FOR) 1				VOTES	PERCENT	VOTES	PERCENT
01 = HELEN JACKSON				32	56.14	03 = TRACY JACKSON-FULLER	16 28.07
02 = ANTHONY D. HOSEA				9	15.79	04 = INVALID WRITE-IN	0
	01	02	03	04			
1606 UNV5,6	28	8	16	0			
1654 UNV53	3	1	0	0			
1655 UNV54	1	0	0	0			

COUNCILPERSON WELLSTON WARD 2 (1 YEAR UNEXPIRED TERM) (VOTE FOR) 1				VOTES	PERCENT		
01 = WALTER L. COOPER				50	73.53		
02 = MATTHEW A REYNOLDS(18 WRITE-IN VOTE)OF				18	26.47		
	01	02					
1608 UNV7	50	18					

COUNCILPERSON WELLSTON WARD 3 (VOTE FOR) 1				VOTES	PERCENT		
01 = DONALD GARNER				6	85.71		
02 = INVALID WRITE-IN				1	14.29		
	01	02					
1609 UNV8	6	1					


COUNCILPERSON WELLSTON WARD 5 (VOTE FOR) 1				VOTES	PERCENT	VOTES	PERCENT
01 = WILLIAM HAYNES				11	27.50	03 = INVALID WRITE-IN	0
02 = GRACIE L. WHITE				29	72.50		
	01	02	03				
1613 UNV12	11	29	0				

WE, THE BOARD OF ELECTION COMMISSIONERS OF ST. LOUIS COUNTY, MISSOURI, ACTING AS THE VERIFICATION BOARD PURSUANT TO 115.507,R.S.Mo 1978, HEREBY CERTIFY THE FOREGOING TO BE A TRUE AND CORRECT ABSTRACT OF VOTES CAST FOR THE CANDIDATES AND PROPOSITIONS AT THE GENERAL MUNICIPAL ELECTION HELD IN ST. LOUIS COUNTY, MISSOURI, ON APRIL 3, 2007. IN TESTIMONY WHEREOF, WE HAVE HEREUNTO SET OUR HAND AT OUR OFFICE IN MAPLEWOOD, ST. LOUIS COUNTY, MISSOURI, ON APRIL 13, 2007.


JOHN J. DIEHL, JR.,
CHAIRMAN


CHAIM H. ZIMBALIST,
SECRETARY


ANITA T. YECKEL,
COMMISSIONER


WILLIAM MILLER, JR.,
COMMISSIONER

ELECTION SUMMARY

RUN DATE:04/13/07 11:15 AM


GENERAL MUNICIPAL ELECTION
VILLAGE OF WESTWOOD
TUESDAY, APRIL 3, 2007

OFFICIAL RESULTS


01 = REGISTERED VOTERS - TOTAL		TOTAL	PERCENT		03 = VOTER TURNOUT - TOTAL	TOTAL	PERCENT
02 = BALLOTS CAST - TOTAL		235				11.06	
		26					
		01	02	03			
1138 MR70		16	2	12.50			
1139 MR71		128	3	2.34			
1150 MR82		4	0	.00			
1151 MR83		87	21	24.14			

TRUSTEE WESTWOOD		VOTES	PERCENT		VOTES	PERCENT
(VOTE FOR) 3						
01 = DOUGLAS A. SCHUKAR		18	32.14	03 = ROBYN DEMOTT	18	32.14
02 = STEVEN ROGER STRAUB		19	33.93	04 = INVALID WRITE-IN	1	1.79
		01	02	03	04	
1138 MR70		2	2	2	0	
1139 MR71		3	3	3	0	
1150 MR82		0	0	0	0	
1151 MR83		13	14	13	1	

WE, THE BOARD OF ELECTION COMMISSIONERS OF ST. LOUIS COUNTY, MISSOURI, ACTING AS THE VERIFICATION BOARD PURSUANT TO 115.507,R.S.Mo 1978, HEREBY CERTIFY THE FOREGOING TO BE A TRUE AND CORRECT ABSTRACT OF VOTES CAST FOR THE CANDIDATES AND PROPOSITIONS AT THE GENERAL MUNICIPAL ELECTION HELD IN ST. LOUIS COUNTY, MISSOURI, ON APRIL 3, 2007. IN TESTIMONY WHEREOF, WE HAVE HEREUNTO SET OUR HAND AT OUR OFFICE IN MAPLEWOOD, ST. LOUIS COUNTY, MISSOURI, ON APRIL 13, 2007.




JOHN J. DIEHL, JR.,
CHAIRMAN



CHAIM H. ZIMBALIST,
SECRETARY



ANITA T. YECKEL,
COMMISSIONER



WILLIAM MILLER, JR.,
COMMISSIONER

ELECTION SUMMARY

RUN DATE:04/13/07 11:16 AM

GENERAL MUNICIPAL ELECTION
 VILLAGE OF WILBUR PARK
 TUESDAY, APRIL 3, 2007


OFFICIAL RESULTS

01 = REGISTERED VOTERS - TOTAL		TOTAL	PERCENT		03 = VOTER TURNOUT - TOTAL	TOTAL	PERCENT
02 = BALLOTS CAST - TOTAL		340					7.35
		25					


		01	02	03			
		-----	-----	-----			
0387 CON34		340	25	7.35			

TRUSTEE WILBUR PARK		VOTES	PERCENT		VOTES	PERCENT
(VOTE FOR) 1						
01 = JOSEPH WILHITE		13	54.17	03 = RICHARD WARREN	7	29.17
02 = SUSAN SCHLEICKER		4	16.67	04 = INVALID WRITE-IN	0	
		-----	-----			
		01	02	03	04	
		-----	-----	-----	-----	
0387 CON34		13	4	7	0	

WE, THE BOARD OF ELECTION COMMISSIONERS OF ST. LOUIS COUNTY, MISSOURI, ACTING AS THE VERIFICATION BOARD PURSUANT TO 115.507,R.S.Mo 1978, HEREBY CERTIFY THE FOREGOING TO BE A TRUE AND CORRECT ABSTRACT OF VOTES CAST FOR THE CANDIDATES AND PROPOSITIONS AT THE GENERAL MUNICIPAL ELECTION HELD IN ST. LOUIS COUNTY, MISSOURI, ON APRIL 3, 2007. IN TESTIMONY WHEREOF, WE HAVE HEREUNTO SET OUR HAND AT OUR OFFICE IN MAPLEWOOD, ST. LOUIS COUNTY, MISSOURI, ON APRIL 13, 2007.




 JOHN J. DIEHL, JR.,
 CHAIRMAN



 CHAIM H. ZIMBALIST,
 SECRETARY



 ANITA T. YECKEL,
 COMMISSIONER



 WILLIAM MILLER, JR.,
 COMMISSIONER

ELECTION SUMMARY

GENERAL MUNICIPAL ELECTION
CITY OF WINCHESTER
TUESDAY, APRIL 3, 2007

OFFICIAL RESULTS

RUN DATE:04/13/07 11:16 AM


01 = REGISTERED VOTERS - TOTAL	TOTAL	PERCENT	03 = VOTER TURNOUT - TOTAL	TOTAL	PERCENT
02 = BALLOTS CAST - TOTAL	975			10.77	
	105				
	01	02	03		
1447 QUE26,WH49	445	37	8.31		
1448 QUE27,WH50	291	28	9.62		
1711 WH51	239	40	16.74		


ALDERMAN WINCHESTER WARD 1 (VOTE FOR) 1 01 = MARIE BACH 02 = DAVID A. BECKER	VOTES	PERCENT	03 = INVALID WRITE-IN	VOTES	PERCENT
	35	52.24		0	
	32	47.76			
	01	02	03		
1448 QUE27,WH50	10	18	0		
1711 WH51	25	14	0		

ALDERMAN WINCHESTER WARD 2 (2 YEAR TERM) (VOTE FOR) 1 01 = JENNIFER JOHNSON 02 = INVALID WRITE-IN	VOTES	PERCENT			
	33	100.00			
	0				
	01	02			
1447 QUE26,WH49	33	0			

ALDERMAN WINCHESTER WARD 2 (1 YEAR UNEXPIRED TERM) (VOTE FOR) 1 01 = KEVIN S. JOHNSON 02 = INVALID WRITE-IN	VOTES	PERCENT			
	31	100.00			
	0				
	01	02			
1447 QUE26,WH49	31	0			

WE, THE BOARD OF ELECTION COMMISSIONERS OF ST. LOUIS COUNTY, MISSOURI, ACTING AS THE VERIFICATION BOARD PURSUANT TO 115.507,R.S.Mo 1978, HEREBY CERTIFY THE FOREGOING TO BE A TRUE AND CORRECT ABSTRACT OF VOTES CAST FOR THE CANDIDATES AND PROPOSITIONS AT THE GENERAL MUNICIPAL ELECTION HELD IN ST. LOUIS COUNTY, MISSOURI, ON APRIL 3, 2007. IN TESTIMONY WHEREOF, WE HAVE HEREUNTO SET OUR HAND AT OUR OFFICE IN MAPLEWOOD, ST. LOUIS COUNTY, MISSOURI, ON APRIL 13, 2007.


JOHN J. DIEHL, JR.,
CHAIRMAN


CHAIM H. ZIMBALIST,
SECRETARY


ANITA T. YECKEL,
COMMISSIONER


WILLIAM MILLER, JR.,
COMMISSIONER

ELECTION SUMMARY

GENERAL MUNICIPAL ELECTION
CITY OF WOODSON TERRACE
TUESDAY, APRIL 3, 2007

OFFICIAL RESULTS

RUN DATE:04/13/07 11:16 AM

	TOTAL	PERCENT		TOTAL	PERCENT
01 = REGISTERED VOTERS - TOTAL	2,373		03 = VOTER TURNOUT - TOTAL	431	18.16
02 = BALLOTS CAST - TOTAL	431				
	01	02	03		
0001 AP1,3	525	111	21.14		
0002 AP2,51	428	81	18.93		
0005 AP5,46,59	588	98	16.67		
0006 AP6	11	1	9.09		
0018 AP18	234	26	11.11		
0021 AP21,63	78	4	5.13		
0039 AP39,57	506	110	21.74		
0070 AP70	3	0	.00		

			VOTES	PERCENT		
ALDERMAN WOODSON TERRACE WARD 1						
(VOTE FOR) 1						
01 = JOHN L. CONLON			95	100.00		
02 = INVALID WRITE-IN			0			
	01	02				
0002 AP2,51	71	0				
0018 AP18	24	0				
0070 AP70	0	0				


			VOTES	PERCENT	VOTES	PERCENT
ALDERMAN WOODSON TERRACE WARD 2						
(VOTE FOR) 1						
01 = KEVIN CRANE			88	79.28		
02 = JACQUELINE (JACKIE) BROWN			22	19.82	03 = INVALID WRITE-IN	1 .90
	01	02	03			
0001 AP1,3	84	22	1			
0021 AP21,63	4	0	0			

			VOTES	PERCENT		
ALDERMAN WOODSON TERRACE WARD 3						
(VOTE FOR) 1						
01 = JOAN WILLEY			91	100.00		
02 = INVALID WRITE-IN			0			
	01	02				
0005 AP5,46,59	90	0				
0006 AP6	1	0				


			VOTES	PERCENT		
ALDERMAN WOODSON TERRACE WARD 4						
(VOTE FOR) 1						
01 = RONALD (RON) HOGAN			94	100.00		
02 = INVALID WRITE-IN			0			
	01	02				
0039 AP39,57	94	0				

			VOTES	PERCENT		
PROPOSITION A - CITY OF WOODSON TERRACE						
* * SALES TAX - CAPITAL IMPROVEMENTS * *						
(VOTE FOR) 1						
01 = YES			292	70.02		
02 = NO			125	29.98		
	01	02				
0001 AP1,3	75	30				
0002 AP2,51	52	24				
0005 AP5,46,59	72	25				
0006 AP6	0	1				
0018 AP18	13	13				
0021 AP21,63	4	0				
0039 AP39,57	76	32				
0070 AP70	0	0				

WE, THE BOARD OF ELECTION COMMISSIONERS OF ST. LOUIS COUNTY, MISSOURI, ACTING AS THE VERIFICATION BOARD PURSUANT TO 115.507, R.S. Mo 1978, HEREBY CERTIFY THE FOREGOING TO BE A TRUE AND CORRECT ABSTRACT OF VOTES CAST FOR THE CANDIDATES AND PROPOSITIONS AT THE GENERAL MUNICIPAL ELECTION HELD IN ST. LOUIS COUNTY, MISSOURI, ON APRIL 3, 2007. IN TESTIMONY WHEREOF, WE HAVE HEREUNTO SET OUR HAND AT OUR OFFICE IN MAPLEWOOD, ST. LOUIS COUNTY, MISSOURI, ON APRIL 13, 2007.




JOHN J. DIEHL, JR.,
CHAIRMAN



CHAIM H. ZIMBALIST,
SECRETARY



ANITA T. YECKEL,
COMMISSIONER



WILLIAM MILLER, JR.,
COMMISSIONER

ELECTION SUMMARY

GENERAL MUNICIPAL ELECTION
CITY OF GREEN PARK
TUESDAY, APRIL 3, 2007

OFFICIAL RESULTS

RUN DATE:04/13/07 11:17 AM

01 = REGISTERED VOTERS - TOTAL	TOTAL	PERCENT	03 = VOTER TURNOUT - TOTAL	TOTAL	PERCENT
02 = BALLOTS CAST - TOTAL	1,811			25.51	
	462				
	01	02	03		
0364 CON11,57	432	73	16.90		
0365 CON12	4	1	25.00		
0367 CON14	304	83	27.30		
0369 CON16	401	94	23.44		
0374 CON21,61,62	670	211	31.49		


MAYOR GREEN PARK (VOTE FOR) 1	VOTES	PERCENT		VOTES	PERCENT
01 = STEVEN S. ARMSTRONG	215	47.36	03 = TONY KONOPKA	219	48.24
02 = JOHN E. SCHOTT	19	4.19	04 = INVALID WRITE-IN	1	.22
	01	02	03	04	
0364 CON11,57	44	3	24	1	
0365 CON12	0	1	0	0	
0367 CON14	44	0	38	0	
0369 CON16	32	2	59	0	
0374 CON21,61,62	95	13	98	0	


ALDERMAN GREEN PARK WARD 1 (VOTE FOR) 1	VOTES	PERCENT		VOTES	PERCENT
01 = BOB REINAGEL	88	42.31	03 = INVALID WRITE-IN	0	
02 = ANTHONY J. POUSOSA	120	57.69			
	01	02	03		
0365 CON12	0	1	0		
0374 CON21,61,62	88	119	0		

ALDERMAN GREEN PARK WARD 2 (VOTE FOR) 1	VOTES	PERCENT		VOTES	PERCENT
01 = CHARLES J. DETERS	50	30.30	03 = INVALID WRITE-IN	0	
02 = TIM THUSTON	115	69.70			
	01	02	03		
0367 CON14	25	51	0		
0369 CON16	25	64	0		


ALDERMAN GREEN PARK WARD 3 (VOTE FOR) 1	VOTES	PERCENT		VOTES	PERCENT
01 = MARK HAYDEN	58	96.67			
02 = INVALID WRITE-IN	2	3.33			
	01	02			
0364 CON11,57	58	2			

WE, THE BOARD OF ELECTION COMMISSIONERS OF ST. LOUIS COUNTY, MISSOURI, ACTING AS THE VERIFICATION BOARD PURSUANT TO 115.507,R.S.Mo 1978, HEREBY CERTIFY THE FOREGOING TO BE A TRUE AND CORRECT ABSTRACT OF VOTES CAST FOR THE CANDIDATES AND PROPOSITIONS AT THE GENERAL MUNICIPAL ELECTION HELD IN ST. LOUIS COUNTY, MISSOURI, ON APRIL 3, 2007. IN TESTIMONY WHEREOF, WE HAVE HEREUNTO SET OUR HAND AT OUR OFFICE IN MAPLEWOOD, ST. LOUIS COUNTY, MISSOURI, ON APRIL 13, 2007.


JOHN J. DIEHL, JR.,
CHAIRMAN


CHAIM H. ZIMBALIST,
SECRETARY


ANITA T. YECKEL,
COMMISSIONER


WILLIAM MILLER, JR.,
COMMISSIONER

ELECTION SUMMARY

GENERAL MUNICIPAL ELECTION
CITY OF WILDWOOD
TUESDAY, APRIL 3, 2007

OFFICIAL RESULTS

RUN DATE:04/13/07 11:17 AM

01 = REGISTERED VOTERS - TOTAL
02 = BALLOTS CAST - TOTAL

TOTAL
23,483
1,759

PERCENT

03 = VOTER TURNOUT - TOTAL

TOTAL PERCENT
7.49

	01	02	03
0218 CHE1	607	45	7.41
0222 CHE5,6,17	1147	90	7.85
0224 CHE7,14,19,53,61	793	66	8.32
0230 CHE13,27	1687	220	13.04
0237 CHE20,29	830	40	4.82
0241 CHE24	318	11	3.46
0242 CHE25	553	44	7.96
0243 CHE26,63	212	20	9.43
0245 CHE28	1229	190	15.46
0251 CHE34,35,50,57	1186	62	5.23
0254 CHE37	94	7	7.45
0255 CHE38,39,49,WH3	535	54	10.09
0257 CHE40	395	13	3.29
0268 CHE51,54,55,58,60,MER2,5	1083	168	15.51
0273 CHE56,65,66	503	40	7.95
0858 MER3,26	771	107	13.88
0859 MER4	403	39	9.68
0863 MER8,31,53	766	50	6.53
0883 MER28	181	37	20.44
0890 MER35	10	2	20.00
1661 WH1,2	184	13	7.07
1664 WH4	2	2	100.0
1665 WH5,7	234	15	6.41
1668 WH8	1281	61	4.76
1669 WH9	1738	88	5.06
1670 WH10	225	14	6.22
1671 WH11,12,61,62	231	16	6.93
1673 WH13	866	42	4.85
1674 WH14	438	30	6.85
1678 WH18	171	7	4.09
1679 WH19,24	670	15	2.24
1680 WH20	1002	32	3.19
1681 WH21	1300	33	2.54
1682 WH22	226	12	5.31
1683 WH23,26,CHE21	1612	74	4.59

COUNCIL MEMBER WILDWOOD WARD 1
(VOTE FOR) 1

VOTES PERCENT

01 = PATRICIA A. THIBEAULT 174 93.55
02 = INVALID WRITE-IN 12 6.45

	01	02
0218 CHE1	34	4
0224 CHE7,14,19,53,61	52	4
0251 CHE34,35,50,57	51	3
0273 CHE56,65,66	37	1

COUNCIL MEMBER WILDWOOD WARD 2
(VOTE FOR) 1

VOTES PERCENT

VOTES PERCENT

01 = BILL EGGERS 208 49.52
02 = TONY SALVATORE 209 49.76
03 = INVALID WRITE-IN 3 .71

	01	02	03
0230 CHE13,27	106	110	1
0243 CHE26,63	19	1	0
0245 CHE28	83	98	2

COUNCIL MEMBER WILDWOOD WARD 3
(VOTE FOR) 1

VOTES PERCENT

01 = JIM BAUGUS 185 97.88
02 = INVALID WRITE-IN 4 2.12

	01	02
0222 CHE5,6,17	80	1
0237 CHE20,29	36	1
0242 CHE25	40	0
0254 CHE37	5	1
0257 CHE40	13	0
1682 WH22	11	1

COUNCIL MEMBER WILDWOOD WARD 4
(VOTE FOR) 1

VOTES PERCENT

01 = RICK WISE 95 95.96
02 = INVALID WRITE-IN 4 4.04

	01	02
0241 CHE24	7	2
1678 WH18	6	1
1679 WH19,24	13	0
1683 WH23,26,CHE21	69	1

=====

	VOTES	PERCENT
COUNCIL MEMBER WILDWOOD WARD 5		
(VOTE FOR) 1		
01 = SUSAN BAKER	50	87.72
02 = INVALID WRITE-IN	7	12.28

	01	02

1680 WH20	26	6
1681 WH21	24	1

=====

	VOTES	PERCENT	VOTES	PERCENT
COUNCIL MEMBER WILDWOOD WARD 6				
(VOTE FOR) 1				
01 = RON JAMES	277	67.07		
02 = PAULA SEWELL	134	32.45	03 = INVALID WRITE-IN	2 .48

	01	02	03	

0255 CHE38,39,49,WH3	42	12	0	
0268 CHE51,54,55,58,60,MER2,5	117	49	0	
0858 MER3,26	73	30	2	
0859 MER4	18	19	0	
0883 MER28	17	19	0	
0890 MER35	2	0	0	
1661 WH1,2	8	5	0	

=====

	VOTES	PERCENT
COUNCIL MEMBER WILDWOOD WARD 7		
(VOTE FOR) 1		
01 = TIMOTHY D. (TIM) WOERTHER	120	96.77
02 = INVALID WRITE-IN	4	3.23

	01	02

1668 WH8	55	2
1673 WH13	39	1
1674 WH14	26	1

=====


	VOTES	PERCENT
COUNCIL MEMBER WILDWOOD WARD 8		
(VOTE FOR) 1		
01 = DAVID G. BERTORELLI	158	96.34
02 = INVALID WRITE-IN	6	3.66

	01	02


0863 MER8,31,53	44	2
1664 WH4	2	0
1665 WH5,7	10	0
1669 WH9	76	2
1670 WH10	11	1
1671 WH11,12,61,62	15	1

=====

WE, THE BOARD OF ELECTION COMMISSIONERS OF ST. LOUIS COUNTY, MISSOURI, ACTING AS THE VERIFICATION BOARD PURSUANT TO 115.507,R.S.Mo 1978, HEREBY CERTIFY THE FOREGOING TO BE A TRUE AND CORRECT ABSTRACT OF VOTES CAST FOR THE CANDIDATES AND PROPOSITIONS AT THE GENERAL MUNICIPAL ELECTION HELD IN ST. LOUIS COUNTY, MISSOURI, ON APRIL 3, 2007. IN TESTIMONY WHEREOF, WE HAVE HEREUNTO SET OUR HAND AT OUR OFFICE IN MAPLEWOOD, ST. LOUIS COUNTY, MISSOURI, ON APRIL 13, 2007.



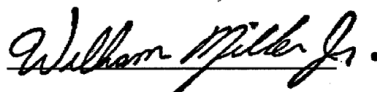
 JOHN J. DIEHL, JR.,
 CHAIRMAN



 CHAIM H. ZIMBALIST,
 SECRETARY



 ANITA T. YECKEL,
 COMMISSIONER



 WILLIAM MILLER, JR.,
 COMMISSIONER

ELECTION SUMMARY

GENERAL MUNICIPAL ELECTION
AFFTON SCHOOL DISTRICT
TUESDAY, APRIL 3, 2007


OFFICIAL RESULTS

RUN DATE:04/13/07 11:17 AM

	TOTAL	PERCENT	03 = VOTER TURNOUT - TOTAL	TOTAL	PERCENT
01 = REGISTERED VOTERS - TOTAL	17,108				
02 = BALLOTS CAST - TOTAL	1,220				7.13
	01	02	03		
0357 CON4,6,44	1547	76	4.91		
0360 CON7,40	179	15	8.38		
0361 CON8,27,38	821	56	6.82		
0362 CON9	1017	56	5.51		
0372 CON19	13	1	7.69		
0388 CON35,36	371	81	21.83		
0392 CON39,52	645	33	5.12		
0394 CON41	114	7	6.14		
0407 CON54	307	23	7.49		
0544 GRA11,13	265	25	9.43		
0545 GRA12,16,23,31,61,64	1833	70	3.82		
0548 GRA15,30,35	1393	76	5.46		
0551 GRA18,34,37,57	1294	48	3.71		
0552 GRA19,20,24,58,65,70	1727	69	4.00		
0554 GRA21,22,38	1781	80	4.49		
0566 GRA33,42,JEF41	919	50	5.44		
0572 GRA39	94	3	3.19		
0652 JEF9	228	73	32.02		
0654 JEF11	335	57	17.01		
0655 JEF12,21,GRA40	652	128	19.63		
0658 JEF15	524	85	16.22		
0672 JEF29,53	1049	108	10.30		

DIRECTOR, BOARD OF EDUCATION AFFTON SCH DIST	VOTES	PERCENT		VOTES	PERCENT
(VOTE FOR) 2					
01 = SCOTT SIFTON	861	44.70	03 = ROBERT J. PELC	301	15.63
02 = MICHAEL MCNEIL	758	39.36	04 = INVALID WRITE-IN	6	.31
	01	02	03	04	
0357 CON4,6,44	55	45	18	0	
0360 CON7,40	8	9	6	0	
0361 CON8,27,38	43	40	18	0	
0362 CON9	38	39	17	1	
0372 CON19	1	0	1	0	
0388 CON35,36	65	37	19	1	
0392 CON39,52	27	23	6	0	
0394 CON41	5	3	3	0	
0407 CON54	14	17	6	0	
0544 GRA11,13	11	14	10	0	
0545 GRA12,16,23,31,61,64	51	52	17	0	
0548 GRA15,30,35	49	58	24	1	
0551 GRA18,34,37,57	37	33	11	0	
0552 GRA19,20,24,58,65,70	54	39	18	0	
0554 GRA21,22,38	73	65	11	1	
0566 GRA33,42,JEF41	33	35	14	1	
0572 GRA39	1	2	1	0	
0652 JEF9	48	30	18	0	
0654 JEF11	44	25	13	0	
0655 JEF12,21,GRA40	86	82	21	1	
0658 JEF15	57	40	24	0	
0672 JEF29,53	61	70	25	0	

WE, THE BOARD OF ELECTION COMMISSIONERS OF ST. LOUIS COUNTY, MISSOURI, ACTING AS THE VERIFICATION BOARD PURSUANT TO 115.507,R.S.Mo 1978, HEREBY CERTIFY THE FOREGOING TO BE A TRUE AND CORRECT ABSTRACT OF VOTES CAST FOR THE CANDIDATES AND PROPOSITIONS AT THE GENERAL MUNICIPAL ELECTION HELD IN ST. LOUIS COUNTY, MISSOURI, ON APRIL 3, 2007. IN TESTIMONY WHEREOF, WE HAVE HEREUNTO SET OUR HAND AT OUR OFFICE IN MAPLEWOOD, ST. LOUIS COUNTY, MISSOURI, ON APRIL 13, 2007.


JOHN J. DIEHL, JR.,
CHAIRMAN


CHAIM H. ZIMBALIST,
SECRETARY


ANITA T. YECKEL,
COMMISSIONER


WILLIAM MILLER, JR.,
COMMISSIONER

ELECTION SUMMARY
 RUN DATE:04/13/07 11:18 AM


GENERAL MUNICIPAL ELECTION
 BAYLESS CONSOLIDATED SCH DIST
 TUESDAY, APRIL 3, 2007


OFFICIAL RESULTS

	01	02	03	TOTAL	PERCENT	03 = VOTER TURNOUT - TOTAL	TOTAL	PERCENT
01 = REGISTERED VOTERS - TOTAL				7,664				
02 = BALLOTS CAST - TOTAL				595				7.76
	01	02	03					
0354 CON1,17,LEM14	1367	80	5.85					
0355 CON2	1288	99	7.69					
0356 CON3,5,15,53	1942	178	9.17					
0386 CON33	38	3	7.89					
0387 CON34	340	25	7.35					
0558 GRA25	839	53	6.32					
0814 LEM10	821	71	8.65					
0815 LEM11,19,20,43	670	49	7.31					
0830 LEM26	117	9	7.69					
0831 LEM27	121	19	15.70					
0832 LEM28	121	9	7.44					


DIRECTOR BAYLESS SCHOOL DISTRICT (VOTE FOR) 2							VOTES	PERCENT	VOTES	PERCENT
01 = MICHAEL J. HICKEY						265	25.33	04 = RONALD E. LEVY	159	15.20
02 = ROBERT J. TENHOLDER						289	27.63	05 = KENNETH A. GLEICH	144	13.77
03 = JEFFREY M. PREISACK						188	17.97	06 = INVALID WRITE-IN	1	.10
	01	02	03	04	05	06				
0354 CON1,17,LEM14	27	36	28	26	25	0				
0355 CON2	34	65	39	25	18	0				
0356 CON3,5,15,53	77	80	53	54	47	1				
0386 CON33	0	2	1	0	1	0				
0387 CON34	9	16	4	7	8	0				
0558 GRA25	28	18	18	12	9	0				
0814 LEM10	45	33	14	11	17	0				
0815 LEM11,19,20,43	26	19	19	15	11	0				
0830 LEM26	3	6	5	2	2	0				
0831 LEM27	11	9	4	6	4	0				
0832 LEM28	5	5	3	1	2	0				

WE, THE BOARD OF ELECTION COMMISSIONERS OF ST. LOUIS COUNTY, MISSOURI, ACTING AS THE VERIFICATION BOARD PURSUANT TO 115.507,R.S.Mo 1978, HEREBY CERTIFY THE FOREGOING TO BE A TRUE AND CORRECT ABSTRACT OF VOTES CAST FOR THE CANDIDATES AND PROPOSITIONS AT THE GENERAL MUNICIPAL ELECTION HELD IN ST. LOUIS COUNTY, MISSOURI, ON APRIL 3, 2007. IN TESTIMONY WHEREOF, WE HAVE HEREUNTO SET OUR HAND AT OUR OFFICE IN MAPLEWOOD, ST. LOUIS COUNTY, MISSOURI, ON APRIL 13, 2007.


 JOHN J. DIEHL, JR.,
 CHAIRMAN


 CHAIM H. ZIMBALIST,
 SECRETARY


 ANITA T. YECKEL,
 COMMISSIONER


 WILLIAM MILLER, JR.,
 COMMISSIONER

ELECTION SUMMARY

RUN DATE:04/13/07 11:18 AM


GENERAL MUNICIPAL ELECTION
SCHOOL DISTRICT OF CLAYTON
TUESDAY, APRIL 3, 2007

OFFICIAL RESULTS

	TOTAL	PERCENT		TOTAL	PERCENT
01 = REGISTERED VOTERS - TOTAL	10,863		03 = VOTER TURNOUT - TOTAL		9.22
02 = BALLOTS CAST - TOTAL	1,002				
	01	02	03		
0290 CLA2,8,44,53	1470	207	14.08		
0291 CLA3,10,11	1953	173	8.86		
0292 CLA4	519	53	10.21		
0297 CLA9	450	41	9.11		
0307 CLA19	209	8	3.83		
0604 HAD1,2,3,30	1981	207	10.45		
0608 HAD5	377	40	10.61		
0617 HAD14	2194	133	6.06		
0618 HAD15,16	1028	85	8.27		
0621 HAD18	5	0	.00		
0623 HAD20	552	30	5.43		
0640 HAD37	125	25	20.00		

DIRECTOR CLAYTON SCHOOL DISTRICT	VOTES	PERCENT		VOTES	PERCENT
(VOTE FOR) 2					
01 = SUSAN BRADLEY BUSE	720	45.77			
02 = ROBERT K. KERR	681	43.29	03 = DEBORAH L CARTER(157 WRITE-IN VOTE)OF	172	10.93
	01	02	03		
0290 CLA2,8,44,53	150	147	33		
0291 CLA3,10,11	128	132	13		
0292 CLA4	33	44	6		
0297 CLA9	23	34	9		
0307 CLA19	5	7	0		
0604 HAD1,2,3,30	168	133	28		
0608 HAD5	32	26	1		
0617 HAD14	99	83	23		
0618 HAD15,16	48	52	26		
0621 HAD18	0	0	0		
0623 HAD20	24	19	8		
0640 HAD37	10	4	25		

WE, THE BOARD OF ELECTION COMMISSIONERS OF ST. LOUIS COUNTY, MISSOURI, ACTING AS THE VERIFICATION BOARD PURSUANT TO 115.507,R.S.Mo 1978, HEREBY CERTIFY THE FOREGOING TO BE A TRUE AND CORRECT ABSTRACT OF VOTES CAST FOR THE CANDIDATES AND PROPOSITIONS AT THE GENERAL MUNICIPAL ELECTION HELD IN ST. LOUIS COUNTY, MISSOURI, ON APRIL 3, 2007. IN TESTIMONY WHEREOF, WE HAVE HEREUNTO SET OUR HAND AT OUR OFFICE IN MAPLEWOOD, ST. LOUIS COUNTY, MISSOURI, ON APRIL 13, 2007.


JOHN J. DIEHL, JR.,
CHAIRMAN


CHAIM H. ZIMBALIST,
SECRETARY


ANITA T. YECKEL,
COMMISSIONER


WILLIAM MILLER, JR.,
COMMISSIONER

ELECTION SUMMARY
 RUN DATE:04/13/07 11:18 AM

GENERAL MUNICIPAL ELECTION
 HAZELWOOD SCHOOL DISTRICT
 TUESDAY, APRIL 3, 2007

OFFICIAL RESULTS

	TOTAL	PERCENT	03 = VOTER TURNOUT - TOTAL	TOTAL	PERCENT
01 = REGISTERED VOTERS - TOTAL	76,615				7.67
02 = BALLOTS CAST - TOTAL	5,876				
	01	02	03		
0019 AP19,45	1092	36	3.30		
0034 AP34,60,61,FER61	405	13	3.21		
0416 FER1	920	20	2.17		
0417 FER2	463	46	9.94		
0419 FER4,6	461	17	3.69		
0426 FER11	317	55	17.35		
0431 FER16	66	2	3.03		
0432 FER17	332	8	2.41		
0433 FER18	336	11	3.27		
0434 FER19	1186	44	3.71		
0437 FER22,27,29	1802	60	3.33		
0440 FER25	3	0	.00		
0457 FER42	1102	45	4.08		
0459 FER44	483	53	10.97		
0473 FER58,63	1467	44	3.00		
0479 FLO1,2,45	903	166	18.38		
0487 FLO9,10	1417	359	25.34		
0499 FLO21,43,44,50,54,LC39	1413	289	20.45		
0529 FLO51	588	25	4.25		
0530 FLO52,LC16	376	14	3.72		
0755 LC2,3,46	1467	314	21.40		
0757 LC4	542	107	19.74		
0758 LC5,19,27	1449	243	16.77		
0759 LC6,9	1701	337	19.81		
0760 LC7,13,34	913	49	5.37		
0761 LC8,31,51	1333	60	4.50		
0763 LC10,23,25,37	1665	314	18.86		
0764 LC11,40	493	21	4.26		
0765 LC12	52	4	7.69		
0767 LC14,17,18	1295	44	3.40		
0768 LC15,33	1253	53	4.23		
0773 LC20,36	357	8	2.24		
0774 LC21,42	1604	50	3.12		
0775 LC22,28	1826	106	5.81		
0777 LC24,48	1087	37	3.40		
0779 LC26	1465	64	4.37		
0782 LC29,NW78	1033	66	6.39		
0783 LC30,SPL8	1758	55	3.13		
0785 LC32,49	1279	65	5.08		
0788 LC35,43	1237	50	4.04		
0791 LC38,41	207	15	7.25		
0797 LC44	355	65	18.31		
0798 LC45	352	51	14.49		
0800 LC47	64	1	1.56		
0803 LC50	44	7	15.91		
1308 NW2,16	1537	277	18.02		
1310 NW4,71,77	1389	328	23.61		
1312 NW6,46,72,74	1079	48	4.45		
1313 NW7	21	14	66.67		
1315 NW9,22,23,27,47,51,52,54	771	28	3.63		
1317 NW11,18	196	4	2.04		
1321 NW15,39,LC1	929	116	12.49		
1330 NW24,44,56	91	2	2.20		
1331 NW25	134	3	2.24		
1334 NW28,75	938	46	4.90		
1336 NW30	115	4	3.48		
1339 NW33,34,63	1042	49	4.70		
1346 NW40	1010	48	4.75		
1347 NW41,48	1827	57	3.12		
1365 NW59,76	350	13	3.71		
1375 NW69,70,79	10	0	.00		
1379 NW73	154	7	4.55		
1484 SF1	1096	22	2.01		
1489 SF6,10	2232	175	7.84		
1490 SF 7,8,9,38,39	2037	160	7.85		
1509 SF26,36	130	33	25.38		
1520 SF37	9	0	.00		
1527 SPL1	1670	37	2.22		
1528 SPL2,24,25	1658	51	3.08		
1529 SPL3	1926	63	3.27		
1530 SPL4	1021	103	10.09		
1531 SPL5,13,17	1684	98	5.82		
1532 SPL6,10,19,27,32,34	1967	122	6.20		
1533 SPL7	1530	61	3.99		
1535 SPL9	15	1	6.67		
1537 SPL11,29	2328	107	4.60		
1541 SPL15	1063	67	6.30		
1547 SPL21	648	40	6.17		
1548 SPL22	981	14	1.43		
1549 SPL23,30,31	1926	123	6.39		
1554 SPL28	1089	58	5.33		
1559 SPL33	49	4	8.16		

DIRECTOR, BOARD OF EDUCATION HAZELWOOD SCH DIST	VOTES	PERCENT	VOTES	PERCENT
(VOTE FOR) 2				
01 = JOSEPH DONAHUE	3,751	40.09	03 = EPHRAIM WOODS, JR.	1,472 15.73
02 = CAROL STROKER	4,076	43.56	04 = INVALID WRITE-IN	58 .62
	01	02	03	04
0019 AP19,45	21	25	8	0
0034 AP34,60,61,FER61	8	10	6	0
0416 FER1	10	15	3	4

0417	FER2	26	30	11	0
0419	FER4,6	10	13	5	0
0426	FER11	36	33	12	2
0431	FER16	1	2	1	0
0432	FER17	3	5	5	0
0433	FER18	8	9	5	0
0434	FER19	21	34	17	1
0437	FER22,27,29	23	42	36	0
0440	FER25	0	0	0	0
0457	FER42	22	32	22	1
0459	FER44	23	30	22	0
0473	FER58,63	17	34	19	0
0479	FLO1,2,45	108	121	37	0
0487	FLO9,10	242	235	73	1
0499	FLO21,43,44,50,54,LC39	184	175	60	1
0529	FLO51	15	17	10	0
0530	FLO52,LC16	12	11	2	0
0755	LC2,3,46	215	204	48	3
0757	LC4	71	76	12	2
0758	LC5,19,27	136	181	43	2
0759	LC6,9	224	243	59	0
0760	LC7,13,34	38	37	4	1
0761	LC8,31,51	39	47	10	4
0763	LC10,23,25,37	200	208	57	0
0764	LC11,40	14	15	7	0
0765	LC12	2	2	1	0
0767	LC14,17,18	29	29	15	1
0768	LC15,33	35	38	11	0
0773	LC20,36	7	5	3	0
0774	LC21,42	21	32	29	0
0775	LC22,28	79	93	22	2
0777	LC24,48	23	27	11	0
0779	LC26	43	49	18	4
0782	LC29,NW78	52	49	12	0
0783	LC30,SPL8	36	41	23	0
0785	LC32,49	42	39	27	0
0788	LC35,43	27	41	22	1
0791	LC38,41	9	14	1	0
0797	LC44	46	53	9	0
0798	LC45	34	30	10	0
0800	LC47	1	1	0	0
0803	LC50	4	4	4	0
1308	NW2,16	167	187	66	0
1310	NW4,71,77	202	215	66	3
1312	NW6,46,72,74	37	42	6	0
1313	NW7	7	9	3	0
1315	NW9,22,23,27,47,51,52,54	14	20	6	2
1317	NW11,18	3	4	0	0
1321	NW15,39,LC1	72	75	20	3
1330	NW24,44,56	1	1	0	0
1331	NW25	1	2	0	0
1334	NW28,75	24	31	18	1
1336	NW30	3	3	2	0
1339	NW33,34,63	31	38	15	0
1346	NW40	29	42	14	0
1347	NW41,48	46	46	12	0
1365	NW59,76	6	10	6	0
1375	NW69,70,79	0	0	0	0
1379	NW73	4	6	3	0
1484	SF1	13	14	9	1
1489	SF6,10	134	121	45	1
1490	SF 7,8,9,38,39	107	103	45	2
1509	SF26,36	26	17	2	0
1520	SF37	0	0	0	0
1527	SPL1	18	30	20	0
1528	SPL2,24,25	26	37	25	1
1529	SPL3	37	39	16	1
1530	SPL4	72	63	38	0
1531	SPL5,13,17	79	61	30	0
1532	SPL6,10,19,27,32,34	91	97	23	2
1533	SPL7	33	37	26	2
1535	SPL9	1	1	0	0
1537	SPL11,29	64	76	45	8
1541	SPL15	26	48	36	0
1547	SPL21	33	31	10	0
1548	SPL22	7	8	7	0
1549	SPL23,30,31	73	79	35	1
1554	SPL28	43	49	10	0
1559	SPL33	4	3	1	0

WE, THE BOARD OF ELECTION COMMISSIONERS OF ST. LOUIS COUNTY, MISSOURI, ACTING AS THE VERIFICATION BOARD PURSUANT TO 115.507,R.S.Mo 1978, HEREBY CERTIFY THE FOREGOING TO BE A TRUE AND CORRECT ABSTRACT OF VOTES CAST FOR THE CANDIDATES AND PROPOSITIONS AT THE GENERAL MUNICIPAL ELECTION HELD IN ST. LOUIS COUNTY, MISSOURI, ON APRIL 3, 2007. IN TESTIMONY WHEREOF, WE HAVE HEREUNTO SET OUR HAND AT OUR OFFICE IN MAPLEWOOD, ST. LOUIS COUNTY, MISSOURI, ON APRIL 13, 2007.

JOHN J. DIEHL, JR.,
CHAIRMAN

CHAIM H. ZIMBALIST,
SECRETARY

ANITA T. YECKEL,
COMMISSIONER

WILLIAM MILLER, JR.,
COMMISSIONER

ELECTION SUMMARY

RUN DATE:04/13/07 11:19 AM


GENERAL MUNICIPAL ELECTION
SCHOOL DISTRICT OF JENNINGS
TUESDAY, APRIL 3, 2007


OFFICIAL RESULTS

	TOTAL	PERCENT	03 = VOTER TURNOUT - TOTAL	TOTAL	PERCENT
01 = REGISTERED VOTERS - TOTAL	10,822				
02 = BALLOTS CAST - TOTAL	1,797				16.61
	01	02	03		
1195 NOR23,25	823	123	14.95		
1198 NOR26,42	376	59	15.69		
1199 NOR27,43	394	73	18.53		
1200 NOR28	313	38	12.14		
1203 NOR31	299	10	3.34		
1204 NOR32	242	12	4.96		
1206 NOR34	160	3	1.88		
1217 NOR45,46,55,58	1176	176	14.97		
1230 NOR59,60	855	84	9.82		
1233 NOR62	113	15	13.27		
1254 NRW18,60,64	512	142	27.73		
1266 NRW30,32,33,36	969	142	14.65		
1271 NRW35	652	121	18.56		
1273 NRW37,38	861	184	21.37		
1276 NRW40	345	42	12.17		
1283 NRW47	840	88	10.48		
1285 NRW49,65,67	1265	300	23.72		
1295 NRW59,63,66	627	185	29.51		


DIRECTOR JENNINGS SCHOOL DISTRICT (VOTE FOR) 2	VOTES	PERCENT		VOTES	PERCENT
01 = HAROLD AUSTIN	1,037	39.67	03 = TAMARA THOMAS	865	33.09
02 = JOSEPH TURNER	702	26.86	04 = INVALID WRITE-IN	10	.38
	01	02	03	04	
1195 NOR23,25	59	46	51	1	
1198 NOR26,42	33	10	36	0	
1199 NOR27,43	38	15	40	0	
1200 NOR28	21	16	13	0	
1203 NOR31	3	6	5	0	
1204 NOR32	9	2	10	0	
1206 NOR34	2	1	3	0	
1217 NOR45,46,55,58	100	66	88	3	
1230 NOR59,60	47	30	47	0	
1233 NOR62	12	1	11	0	
1254 NRW18,60,64	83	70	68	2	
1266 NRW30,32,33,36	80	50	75	1	
1271 NRW35	67	50	58	0	
1273 NRW37,38	91	89	69	1	
1276 NRW40	21	23	12	0	
1283 NRW47	41	39	44	1	
1285 NRW49,65,67	215	98	158	0	
1295 NRW59,63,66	115	90	77	1	

WE, THE BOARD OF ELECTION COMMISSIONERS OF ST. LOUIS COUNTY, MISSOURI, ACTING AS THE VERIFICATION BOARD PURSUANT TO 115.507,R.S.Mo 1978, HEREBY CERTIFY THE FOREGOING TO BE A TRUE AND CORRECT ABSTRACT OF VOTES CAST FOR THE CANDIDATES AND PROPOSITIONS AT THE GENERAL MUNICIPAL ELECTION HELD IN ST. LOUIS COUNTY, MISSOURI, ON APRIL 3, 2007. IN TESTIMONY WHEREOF, WE HAVE HEREUNTO SET OUR HAND AT OUR OFFICE IN MAPLEWOOD, ST. LOUIS COUNTY, MISSOURI, ON APRIL 13, 2007.


JOHN J. DIEHL, JR.,
CHAIRMAN


CHAIM H. ZIMBALIST,
SECRETARY


ANITA T. YECKEL,
COMMISSIONER


WILLIAM MILLER, JR.,
COMMISSIONER

ELECTION SUMMARY
 RUN DATE:04/13/07 11:19 AM


GENERAL MUNICIPAL ELECTION
 KIRKWOOD SCHOOL DISTRICT R-7
 TUESDAY, APRIL 3, 2007

OFFICIAL RESULTS


	01	02	03	TOTAL	PERCENT	03 = VOTER TURNOUT - TOTAL	TOTAL	PERCENT
01 = REGISTERED VOTERS - TOTAL				30,588				
02 = BALLOTS CAST - TOTAL				2,198				7.19
0080 BON1,21	1327	146	11.00					
0081 BON2,4,18,54	1352	130	9.62					
0084 BON5	1171	96	8.20					
0085 BON6,7	1594	121	7.59					
0087 BON8,22	1564	130	8.31					
0088 BON9,55,MR14	1829	188	10.28					
0090 BON11,27,33	1950	122	6.26					
0091 BON12,25,34	1914	142	7.42					
0092 BON13,23,47	1886	145	7.69					
0093 BON14,28	458	37	8.08					
0094 BON15,29	482	26	5.39					
0098 BON19,20,45	1230	100	8.13					
0103 BON24,48,51	1152	95	8.25					
0110 BON31,32,56	1915	145	7.57					
0128 BON49	53	2	3.77					
0317 CLA29,64,65	1123	85	7.57					
0324 CLA36	71	2	2.82					
0343 CLA55	126	9	7.14					
0535 GRA2	562	14	2.49					
0536 GRA3,7	13	4	30.77					
0648 JEF5	355	26	7.32					
0675 JEF32,33	1475	69	4.68					
0677 JEF34	1107	61	5.51					
0680 JEF37,38,39	1340	77	5.75					
1073 MR4,7,13,80,BON17	445	23	5.17					
1075 MR6,11,38	1287	47	3.65					
1078 MR9	96	4	4.17					
1087 MR19,20,21	907	52	5.73					
1090 MR22,37,90	1321	77	5.83					
1091 MR23,34	390	20	5.13					
1104 MR36	93	3	3.23					

BOARD OF DIRECTORS KIRKWOOD R-7 SCHOOL DISTRICT				VOTES	PERCENT			VOTES	PERCENT
(VOTE FOR) 2									
01 = ANGIE BAY				1,616	40.06	03 = KAREN MAC WALLACH		848	21.02
02 = KATHY A. HARRIS				1,563	38.75	04 = INVALID WRITE-IN		7	.17
	01	02	03	04					
0080 BON1,21	106	113	57	0					
0081 BON2,4,18,54	103	83	56	0					
0084 BON5	60	72	40	0					
0085 BON6,7	101	93	37	0					
0087 BON8,22	99	95	46	0					
0088 BON9,55,MR14	166	135	50	0					
0090 BON11,27,33	79	80	60	1					
0091 BON12,25,34	95	116	54	0					
0092 BON13,23,47	101	103	59	2					
0093 BON14,28	26	19	19	0					
0094 BON15,29	15	19	12	0					
0098 BON19,20,45	77	83	29	3					
0103 BON24,48,51	63	77	38	1					
0110 BON31,32,56	100	93	66	0					
0128 BON49	1	0	2	0					
0317 CLA29,64,65	60	63	35	0					
0324 CLA36	1	1	1	0					
0343 CLA55	6	8	4	0					
0535 GRA2	10	10	5	0					
0536 GRA3,7	3	1	1	0					
0648 JEF5	15	15	12	0					
0675 JEF32,33	52	43	24	0					
0677 JEF34	49	38	26	0					
0680 JEF37,38,39	63	54	26	0					
1073 MR4,7,13,80,BON17	15	15	10	0					
1075 MR6,11,38	40	30	9	0					
1078 MR9	2	3	3	0					
1087 MR19,20,21	35	28	29	0					
1090 MR22,37,90	55	56	32	0					
1091 MR23,34	18	15	4	0					
1104 MR36	0	2	2	0					

WE, THE BOARD OF ELECTION COMMISSIONERS OF ST. LOUIS COUNTY, MISSOURI, ACTING AS THE VERIFICATION BOARD PURSUANT TO 115.507, R.S. Mo 1978, HEREBY CERTIFY THE FOREGOING TO BE A TRUE AND CORRECT ABSTRACT OF VOTES CAST FOR THE CANDIDATES AND PROPOSITIONS AT THE GENERAL MUNICIPAL ELECTION HELD IN ST. LOUIS COUNTY, MISSOURI, ON APRIL 3, 2007. IN TESTIMONY WHEREOF, WE HAVE HEREUNTO SET OUR HAND AT OUR OFFICE IN MAPLEWOOD, ST. LOUIS COUNTY, MISSOURI, ON APRIL 13, 2007.




JOHN J. DIEHL, JR.,
CHAIRMAN



CHAIM H. ZIMBALIST,
SECRETARY



ANITA T. YECKEL,
COMMISSIONER



WILLIAM MILLER, JR.,
COMMISSIONER

ELECTION SUMMARY

RUN DATE:04/13/07 11:19 AM

GENERAL MUNICIPAL ELECTION
SCH DIST OF THE CITY OF LADUE
TUESDAY, APRIL 3, 2007

OFFICIAL RESULTS

	TOTAL	PERCENT	03 = VOTER TURNOUT - TOTAL	TOTAL	PERCENT
01 = REGISTERED VOTERS - TOTAL	19,952				
02 = BALLOTS CAST - TOTAL	4,746				23.79
	01	02	03		
0154 CC19,22,40,61,75,76,77+	1617	478	29.56		
0155 CC20,28,46,63,64,65	1766	252	14.27		
0156 CC21,66,67,68,69,70,71+	949	199	20.97		
0158 CC23,36	1541	529	34.33		
0168 CC33,60,62	370	114	30.81		
0169 CC34,39	1168	288	24.66		
0172 CC37	136	47	34.56		
0173 CC38	19	1	5.26		
0182 CC47	120	10	8.33		
0190 CC55	408	139	34.07		
0193 CC58	496	73	14.72		
0295 CLA7	411	83	20.19		
0300 CLA12	294	94	31.97		
0301 CLA13,14,47	1327	359	27.05		
0303 CLA15,16	1297	204	15.73		
0306 CLA18,40,63	954	274	28.72		
0308 CLA20	689	130	18.87		
0312 CLA24	407	71	17.44		
0313 CLA25,45	1008	236	23.41		
0314 CLA26	108	15	13.89		
0322 CLA34	80	6	7.50		
0325 CLA37	890	283	31.80		
0349 CLA61,62	222	40	18.02		
1108 MR40	194	46	23.71		
1110 MR42	209	54	25.84		
1114 MR46	459	96	20.92		
1117 MR49,51,54	939	177	18.85		
1124 MR56,58	44	5	11.36		
1125 MR57,68,69,84	1024	202	19.73		
1138 MR70	16	2	12.50		
1140 MR72,73	540	176	32.59		
1144 MR76	163	42	25.77		
1151 MR83	87	21	24.14		

PROPOSITION K - LADUE SCHOOL DISTRICT


* * BONDS - CAPITAL IMPROV (57.15% NEEDED) * *

(VOTE FOR) 1


	VOTES	PERCENT
01 = YES	3,674	77.71
02 = NO	1,054	22.29

	01	02
0154 CC19,22,40,61,75,76,77+	424	52
0155 CC20,28,46,63,64,65	198	54
0156 CC21,66,67,68,69,70,71+	174	24
0158 CC23,36	418	109
0168 CC33,60,62	95	18
0169 CC34,39	246	42
0172 CC37	40	7
0173 CC38	1	0
0182 CC47	8	2
0190 CC55	115	22
0193 CC58	58	15
0295 CLA7	62	20
0300 CLA12	63	30
0301 CLA13,14,47	275	84
0303 CLA15,16	136	68
0306 CLA18,40,63	194	79
0308 CLA20	85	43
0312 CLA24	54	17
0313 CLA25,45	185	51
0314 CLA26	5	10
0322 CLA34	3	3
0325 CLA37	195	85
0349 CLA61,62	28	12
1108 MR40	40	6
1110 MR42	33	21
1114 MR46	73	23
1117 MR49,51,54	122	53
1124 MR56,58	4	1
1125 MR57,68,69,84	164	38
1138 MR70	2	0
1140 MR72,73	119	57
1144 MR76	39	3
1151 MR83	16	5

WE, THE BOARD OF ELECTION COMMISSIONERS OF ST. LOUIS COUNTY, MISSOURI, ACTING AS THE VERIFICATION BOARD PURSUANT TO 115.507, R.S. Mo 1978, HEREBY CERTIFY THE FOREGOING TO BE A TRUE AND CORRECT ABSTRACT OF VOTES CAST FOR THE CANDIDATES AND PROPOSITIONS AT THE GENERAL MUNICIPAL ELECTION HELD IN ST. LOUIS COUNTY, MISSOURI, ON APRIL 3, 2007. IN TESTIMONY WHEREOF, WE HAVE HEREUNTO SET OUR HAND AT OUR OFFICE IN MAPLEWOOD, ST. LOUIS COUNTY, MISSOURI, ON APRIL 13, 2007.




JOHN J. DIEHL, JR.,
CHAIRMAN



CHAIM H. ZIMBALIST,
SECRETARY



ANITA T. YECKEL,
COMMISSIONER



WILLIAM MILLER, JR.,
COMMISSIONER

ELECTION SUMMARY
 RUN DATE:04/13/07 11:19 AM

GENERAL MUNICIPAL ELECTION
 LINDBERGH R-VIII SCH DIST
 TUESDAY, APRIL 3, 2007


OFFICIAL RESULTS

	TOTAL	PERCENT	03 = VOTER TURNOUT - TOTAL	TOTAL	PERCENT
01 = REGISTERED VOTERS - TOTAL	35,347				
02 = BALLOTS CAST - TOTAL	4,928				13.94
	01	02	03		
0095 BON16,53	1294	85	6.57		
0105 BON26	189	8	4.23		
0114 BON35	65	10	15.38		
0116 BON37,38,50	856	166	19.39		
0118 BON39	78	12	15.38		
0119 BON40	722	71	9.83		
0120 BON41,44	510	86	16.86		
0363 CON10,29,60	1580	161	10.19		
0366 CON13,47,49	1692	168	9.93		
0367 CON14	304	83	27.30		
0374 CON21,61,62	670	211	31.49		
0375 CON22	800	58	7.25		
0376 CON23	11	0	.00		
0377 CON24,28,46,58	1600	197	12.31		
0378 CON25	1033	242	23.43		
0379 CON26	206	17	8.25		
0383 CON30,51	785	64	8.15		
0384 CON31	482	68	14.11		
0385 CON32,48	49	5	10.20		
0390 CON37	290	45	15.52		
0395 CON42,59	1054	141	13.38		
0396 CON43,45	1738	150	8.63		
0534 GRA1,10,14,17,50,56	1094	118	10.79		
0537 GRA4,55	1567	296	18.89		
0538 GRA5,36	1640	366	22.32		
0539 GRA6,54	1125	55	4.89		
0541 GRA8	302	17	5.63		
0542 GRA9,45	766	158	20.63		
0559 GRA26	954	70	7.34		
0560 GRA27	267	46	17.23		
0561 GRA28,62	943	122	12.94		
0562 GRA29,32,48,63	766	65	8.49		
0574 GRA41,66	817	152	18.60		
0576 GRA43,51	99	8	8.08		
0577 GRA44	697	60	8.61		
0579 GRA46	96	27	28.13		
0580 GRA47,53	900	206	22.89		
0582 GRA49	11	0	.00		
0585 GRA52	120	9	7.50		
0592 GRA59	321	39	12.15		
0593 GRA60	190	19	10.00		
0600 GRA67,69	127	24	18.90		
0601 GRA68	483	115	23.81		
1561 TSF1,6,7,8,9,10	714	152	21.29		
1563 TSF3,12,13	733	134	18.28		
1564 TSF4	340	92	27.06		
1571 TSF11	392	27	6.89		
1574 TSF14,15,16	738	84	11.38		
1577 TSF17,18	1239	192	15.50		
1579 TSF19	1898	227	11.96		


	VOTES PERCENT					VOTES	PERCENT
DIRECTOR, BOARD OF EDUCATION LINDBERGH SCH DIST (VOTE FOR) 2							
01 = BOB BADER	1,548	18.77					
02 = VIC LENZ	3,202	38.83				1,863	22.59
03 = RICHARD W. MEUSER	1,604	19.45				29	.35
	04 = DAVID L. PEEK						
	05 = INVALID WRITE-IN						
	01	02	03	04	05		
0095 BON16,53	27	63	17	47	0		
0105 BON26	4	6	1	3	0		
0114 BON35	3	3	4	2	0		
0116 BON37,38,50	51	86	64	69	0		
0118 BON39	6	4	6	3	0		
0119 BON40	25	40	23	26	0		
0120 BON41,44	28	60	22	35	1		
0363 CON10,29,60	57	129	62	36	1		
0366 CON13,47,49	62	116	65	52	3		
0367 CON14	41	44	24	23	0		
0374 CON21,61,62	93	114	58	65	2		
0375 CON22	19	39	21	18	1		
0376 CON23	0	0	0	0	0		
0377 CON24,28,46,58	62	152	53	83	1		
0378 CON25	77	156	51	96	3		
0379 CON26	7	6	9	5	0		
0383 CON30,51	27	39	15	21	1		
0384 CON31	18	49	18	32	1		
0385 CON32,48	5	5	0	0	0		
0390 CON37	20	18	14	16	0		
0395 CON42,59	56	88	57	51	1		
0396 CON43,45	39	104	48	67	1		
0534 GRA1,10,14,17,50,56	49	64	45	37	0		
0537 GRA4,55	70	179	110	106	0		
0538 GRA5,36	64	245	124	178	0		
0539 GRA6,54	27	30	15	25	0		
0541 GRA8	6	11	1	4	0		
0542 GRA9,45	53	97	64	58	1		
0559 GRA26	30	43	29	17	3		
0560 GRA27	14	24	16	16	0		
0561 GRA28,62	34	91	38	51	0		
0562 GRA29,32,48,63	24	41	17	32	0		
0574 GRA41,66	29	98	48	66	1		
0576 GRA43,51	5	4	4	2	0		

0577	GRA44	20	44	22	21	0
0579	GRA46	7	18	8	7	0
0580	GRA47,53	56	130	74	93	0
0582	GRA49	0	0	0	0	0
0585	GRA52	2	5	2	3	0
0592	GRA59	11	30	7	19	0
0593	GRA60	5	16	8	2	0
0600	GRA67,69	3	13	13	11	0
0601	GRA68	41	79	20	38	0
1561	TSF1,6,7,8,9,10	70	79	53	54	1
1563	TSF3,12,13	29	85	47	54	0
1564	TSF4	21	67	20	38	0
1571	TSF11	7	19	13	4	0
1574	TSF14,15,16	19	56	36	34	0
1577	TSF17,18	70	136	54	64	7
1579	TSF19	55	177	84	79	0

WE, THE BOARD OF ELECTION COMMISSIONERS OF ST. LOUIS COUNTY, MISSOURI, ACTING AS THE VERIFICATION BOARD PURSUANT TO 115.507,R.S.Mo 1978, HEREBY CERTIFY THE FOREGOING TO BE A TRUE AND CORRECT ABSTRACT OF VOTES CAST FOR THE CANDIDATES AND PROPOSITIONS AT THE GENERAL MUNICIPAL ELECTION HELD IN ST. LOUIS COUNTY, MISSOURI, ON APRIL 3, 2007. IN TESTIMONY WHEREOF, WE HAVE HEREUNTO SET OUR HAND AT OUR OFFICE IN MAPLEWOOD, ST. LOUIS COUNTY, MISSOURI, ON APRIL 13, 2007.




 JOHN J. DIEHL, JR.,
 CHAIRMAN



 CHAIM H. ZIMBALIST,
 SECRETARY



 ANITA T. YECKEL,
 COMMISSIONER



 WILLIAM MILLER, JR.,
 COMMISSIONER

ELECTION SUMMARY

RUN DATE:04/13/07 11:20 AM

GENERAL MUNICIPAL ELECTION
 MAPLEWOOD RICHMOND HTS SCH DIS
 TUESDAY, APRIL 3, 2007

OFFICIAL RESULTS

	TOTAL	PERCENT		TOTAL	PERCENT
01 = REGISTERED VOTERS - TOTAL	9,719		03 = VOTER TURNOUT - TOTAL		14.04
02 = BALLOTS CAST - TOTAL	1,365				
	01	02	03		
0607 HAD4,21,24,25,26	1861	183	9.83		
0622 HAD19	413	49	11.86		
0625 HAD22,23	751	71	9.45		
0630 HAD27	852	92	10.80		
0631 HAD28,29	1150	192	16.70		
0634 HAD31,34,40	1572	241	15.33		
0635 HAD32	1379	202	14.65		
0636 HAD33,35	1741	335	19.24		


PROPOSITION C - MAPLEWOOD RICHMOND HGTS SCH
 * * BONDS - CAPITAL IMPROV (57.15% NEEDED) * *


	VOTES	PERCENT
(VOTE FOR) 1		
01 = YES	777	57.64
02 = NO	571	42.36
	01	02
0607 HAD4,21,24,25,26	58	123
0622 HAD19	28	21
0625 HAD22,23	34	36
0630 HAD27	50	41
0631 HAD28,29	115	75
0634 HAD31,34,40	147	88
0635 HAD32	139	60
0636 HAD33,35	206	127

PROPOSITION M - MAPLEWOOD RICHMOND HGTS SCH
 * * INCREASE OPERATING LEVY * *

	VOTES	PERCENT
(VOTE FOR) 1		
01 = YES	643	47.81
02 = NO	702	52.19
	01	02
0607 HAD4,21,24,25,26	48	133
0622 HAD19	20	28
0625 HAD22,23	30	41
0630 HAD27	43	48
0631 HAD28,29	108	84
0634 HAD31,34,40	120	114
0635 HAD32	104	93
0636 HAD33,35	170	161

WE, THE BOARD OF ELECTION COMMISSIONERS OF ST. LOUIS COUNTY, MISSOURI, ACTING AS THE VERIFICATION BOARD PURSUANT TO 115.507.R.S. Mo 1978, HEREBY CERTIFY THE FOREGOING TO BE A TRUE AND CORRECT ABSTRACT OF VOTES CAST FOR THE CANDIDATES AND PROPOSITIONS AT THE GENERAL MUNICIPAL ELECTION HELD IN ST. LOUIS COUNTY, MISSOURI, ON APRIL 3, 2007. IN TESTIMONY WHEREOF, WE HAVE HEREUNTO SET OUR HAND AT OUR OFFICE IN MAPLEWOOD, ST. LOUIS COUNTY, MISSOURI, ON APRIL 13, 2007.


 JOHN J. DIEHL, JR.,
 CHAIRMAN


 CHAIM H. ZIMBALIST,
 SECRETARY


 ANITA T. YECKEL,
 COMMISSIONER


 WILLIAM MILLER, JR.,
 COMMISSIONER

ELECTION SUMMARY

GENERAL MUNICIPAL ELECTION
MEHLVILLE SCHOOL DISTRICT R-9
TUESDAY, APRIL 3, 2007

OFFICIAL RESULTS


RUN DATE:04/13/07 11:20 AM


	TOTAL	PERCENT	03 = VOTER TURNOUT - TOTAL	TOTAL	PERCENT
01 = REGISTERED VOTERS - TOTAL	63,135				
02 = BALLOTS CAST - TOTAL	6,748				10.69
	01	02	03		
0364 CON11,57	432	73	16.90		
0365 CON12	4	1	25.00		
0369 CON16	401	94	23.44		
0371 CON18	872	65	7.45		
0373 CON20	120	8	6.67		
0403 CON50	408	42	10.29		
0408 CON55	154	17	11.04		
0409 CON56	521	43	8.25		
0808 LEM4,8	979	76	7.76		
0810 LEM6,41	195	3	1.54		
0816 LEM12	541	45	8.32		
0817 LEM13	1401	134	9.56		
0819 LEM15,30,36	1698	152	8.95		
0821 LEM17,39,45	1428	177	12.39		
0822 LEM18	67	3	4.48		
0825 LEM21,42	1028	59	5.74		
0826 LEM22,29,40,46	1237	98	7.92		
0827 LEM23,31	1600	187	11.69		
0828 LEM24,32	1199	103	8.59		
0837 LEM33,35	1304	73	5.60		
0841 LEM37	226	11	4.87		
0848 LEM44,48,49	179	12	6.70		
1386 OAK1,6	1308	148	11.31		
1387 OAK2,14	1709	204	11.94		
1388 OAK3,4,23,30,33	1853	187	10.09		
1390 OAK5	1349	156	11.56		
1392 OAK7,27,28	1293	169	13.07		
1393 OAK8,22	1621	227	14.00		
1394 OAK 9,24,29	1734	236	13.61		
1395 OAK10,TSF5	1875	171	9.12		
1396 OAK11,16	1500	125	8.33		
1397 OAK12,31,LEM47,50,51	1850	229	12.38		
1398 OAK13,32,36	1551	141	9.09		
1400 OAK15	2165	252	11.64		
1402 OAK17,20	1821	186	10.21		
1403 OAK18,25,35	1701	191	11.23		
1404 OAK19	1685	172	10.21		
1406 OAK21,26	1882	213	11.32		
1562 TSF2,37	1006	166	16.50		
1580 TSF20,38,41	1904	179	9.40		
1581 TSF21	1223	142	11.61		
1582 TSF22,23	1329	167	12.57		
1584 TSF24,31,40	1396	148	10.60		
1585 TSF25,26	1806	221	12.24		
1587 TSF27,34	1846	244	13.22		
1588 TSF28,29	1933	143	7.40		
1590 TSF30,OAK34	1534	170	11.08		
1592 TSF32,39	2033	268	13.18		
1593 TSF33	1312	97	7.39		
1595 TSF35	1787	206	11.53		
1596 TSF36	1135	114	10.04		

DIRECTOR MEHLVILLE R-9 SCHOOL DISTRICT								VOTES	PERCENT	VOTES	PERCENT
(VOTE FOR) 2											
01 = LARRY FELTON								2,363	20.65		
02 = VENKI PALAMAND								2,886	25.23	05 = PHIL BLACK	2,106 18.41
03 = MARK CARTER								856	7.48	06 = CHRIS BROWN	1,927 16.84
04 = RANDY LOWRY								1,147	10.03	07 = INVALID WRITE-IN	156 1.36
	01	02	03	04	05	06	07				
0364 CON11,57	16	18	9	11	18	24	0				
0365 CON12	0	1	0	1	0	0	0				
0369 CON16	24	30	19	18	18	28	1				
0371 CON18	21	19	6	8	15	19	0				
0373 CON20	3	1	0	1	1	4	1				
0403 CON50	8	12	6	3	10	24	0				
0408 CON55	7	5	4	4	2	6	0				
0409 CON56	13	10	8	9	5	14	1				
0808 LEM4,8	20	16	15	14	19	23	2				
0810 LEM6,41	1	0	0	0	1	2	0				
0816 LEM12	21	9	11	7	11	22	0				
0817 LEM13	69	36	9	30	35	38	4				
0819 LEM15,30,36	58	45	22	32	35	58	6				
0821 LEM17,39,45	81	56	31	26	54	52	6				
0822 LEM18	0	2	1	1	0	1	0				
0825 LEM21,42	26	23	9	14	13	22	0				
0826 LEM22,29,40,46	33	27	17	27	22	36	4				
0827 LEM23,31	78	66	24	39	34	59	10				
0828 LEM24,32	42	31	13	18	21	39	1				
0837 LEM33,35	37	26	9	10	14	27	3				
0841 LEM37	5	4	2	4	2	4	0				
0848 LEM44,48,49	10	2	3	2	0	4	0				
1386 OAK1,6	52	65	20	30	45	48	2				
1387 OAK2,14	56	90	31	31	73	53	4				
1388 OAK3,4,23,30,33	53	78	34	32	62	49	6				
1390 OAK5	41	83	14	45	53	29	2				
1392 OAK7,27,28	57	74	18	27	68	40	1				
1393 OAK8,22	67	99	31	38	92	49	3				
1394 OAK 9,24,29	68	123	17	47	76	82	4				
1395 OAK10,TSF5	45	106	19	24	55	34	4				
1396 OAK11,16	37	59	20	22	47	33	2				
1397 OAK12,31,LEM47,50,51	104	106	34	46	55	53	1				

1398	OAK13, 32, 36	38	60	8	24	55	29	9
1400	OAK15	69	115	24	60	97	58	6
1402	OAK17, 20	59	89	29	33	78	44	5
1403	OAK18, 25, 35	39	104	14	30	87	53	5
1404	OAK19	57	74	29	29	68	36	6
1406	OAK21, 26	60	105	23	32	106	36	2
1562	TSF2, 37	56	71	21	22	48	54	5
1580	TSF20, 38, 41	53	67	29	21	65	52	5
1581	TSF21	40	62	24	22	43	50	1
1582	TSF22, 23	77	53	32	20	38	39	9
1584	TSF24, 31, 40	60	79	17	17	44	43	2
1585	TSF25, 26	81	109	24	25	51	68	8
1587	TSF27, 34	94	103	32	44	72	77	8
1588	TSF28, 29	77	64	17	23	41	38	1
1590	TSF30, OAK34	72	79	13	24	57	43	1
1592	TSF32, 39	100	154	22	48	97	73	4
1593	TSF33	44	36	12	14	23	36	3
1595	TSF35	93	91	19	20	48	78	5
1596	TSF36	41	49	11	18	32	44	3

WE, THE BOARD OF ELECTION COMMISSIONERS OF ST. LOUIS COUNTY, MISSOURI, ACTING AS THE VERIFICATION BOARD PURSUANT TO 115.507, R.S. Mo 1978, HEREBY CERTIFY THE FOREGOING TO BE A TRUE AND CORRECT ABSTRACT OF VOTES CAST FOR THE CANDIDATES AND PROPOSITIONS AT THE GENERAL MUNICIPAL ELECTION HELD IN ST. LOUIS COUNTY, MISSOURI, ON APRIL 3, 2007. IN TESTIMONY WHEREOF, WE HAVE HEREUNTO SET OUR HAND AT OUR OFFICE IN MAPLEWOOD, ST. LOUIS COUNTY, MISSOURI, ON APRIL 13, 2007.


 JOHN J. DIEHL, JR.,
 CHAIRMAN


 CHAIM H. ZIMBALIST,
 SECRETARY


 ANITA T. YECKEL,
 COMMISSIONER


 WILLIAM MILLER, JR.,
 COMMISSIONER

ELECTION SUMMARY

RUN DATE:04/13/07 11:20 AM


GENERAL MUNICIPAL ELECTION
 MERAMEC VALLEY R-III SCH DIST
 TUESDAY, APRIL 3, 2007


OFFICIAL RESULTS

	TOTAL	PERCENT		TOTAL	PERCENT
01 = REGISTERED VOTERS - TOTAL	84		03 = VOTER TURNOUT - TOTAL	11	13.10
02 = BALLOTS CAST - TOTAL	11				
	01	02	03		
0864 MER9,70	58	5	8.62		
0869 MER14	0	0			
0871 MER16	11	4	36.36		
0890 MER35	10	2	20.00		
0892 MER37	5	0	.00		

	VOTES	PERCENT		VOTES	PERCENT	
SCHOOL BOARD MEMBER MERAMEC VALLEY R-3 SCH DIST						
(VOTE FOR) 2						
01 = BARBARA (BOBBIE) BOLLMANN	4	22.22	04 = MIKE WELLS	3	16.67	
02 = ROSALIND JORDAN - HAMILTON	1	5.56	05 = ED GROOM	4	22.22	
03 = PAUL T. MARQUARDT	4	22.22	06 = INVALID WRITE-IN	2	11.11	
	01	02	03	04	05	06
0864 MER9,70	1	0	1	1	2	2
0869 MER14	0	0	0	0	0	0
0871 MER16	2	1	2	0	2	0
0890 MER35	1	0	1	2	0	0
0892 MER37	0	0	0	0	0	0

WE, THE BOARD OF ELECTION COMMISSIONERS OF ST. LOUIS COUNTY, MISSOURI, ACTING AS THE VERIFICATION BOARD PURSUANT TO 115.507,R.S.Mo 1978, HEREBY CERTIFY THE FOREGOING TO BE A TRUE AND CORRECT ABSTRACT OF VOTES CAST FOR THE CANDIDATES AND PROPOSITIONS AT THE GENERAL MUNICIPAL ELECTION HELD IN ST. LOUIS COUNTY, MISSOURI, ON APRIL 3, 2007. IN TESTIMONY WHEREOF, WE HAVE HEREUNTO SET OUR HAND AT OUR OFFICE IN MAPLEWOOD, ST. LOUIS COUNTY, MISSOURI, ON APRIL 13, 2007.


 JOHN J. DIEHL, JR.,
 CHAIRMAN


 CHAIM H. ZIMBALIST,
 SECRETARY


 ANITA T. YECKEL,
 COMMISSIONER


 WILLIAM MILLER, JR.,
 COMMISSIONER

ELECTION SUMMARY

GENERAL MUNICIPAL ELECTION
 NORMANDY SCHOOL DISTRICT
 TUESDAY, APRIL 3, 2007

OFFICIAL RESULTS


RUN DATE:04/13/07 11:20 AM


	TOTAL	PERCENT	03 = VOTER TURNOUT - TOTAL	TOTAL	PERCENT
01 = REGISTERED VOTERS - TOTAL	24,409				
02 = BALLOTS CAST - TOTAL	3,492				14.31
	01	02	03		
0016 AP16	130	25	19.23		
0044 AP44,50,72,78	682	82	12.02		
1015 MID28,AP58	38	5	13.16		
1036 MID49	86	2	2.33		
1051 MID64,67,71	509	22	4.32		
1059 MID72	34	10	29.41		
1060 MID73,74,77,81	275	33	12.00		
1062 MID75,80	354	41	11.58		
1063 MID76	55	1	1.82		
1069 MID82	143	15	10.49		
1173 NOR1	797	128	16.06		
1174 NOR2	662	85	12.84		
1175 NOR3	633	118	18.64		
1177 NOR5	662	122	18.43		
1178 NOR6	968	217	22.42		
1179 NOR7	750	199	26.53		
1180 NOR8	17	3	17.65		
1181 NOR9	657	77	11.72		
1183 NOR11	388	79	20.36		
1186 NOR14	169	49	28.99		
1187 NOR15	1216	272	22.37		
1188 NOR16	344	77	22.38		
1189 NOR17,24	243	5	2.06		
1190 NOR18	507	52	10.26		
1191 NOR19	398	11	2.76		
1192 NOR20	334	2	.60		
1193 NOR21	949	117	12.33		
1194 NOR22	245	39	15.92		
1201 NOR29,52	998	261	26.15		
1202 NOR30	636	171	26.89		
1205 NOR33	169	65	38.46		
1207 NOR35,49,54	623	9	1.44		
1208 NOR36	440	20	4.55		
1209 NOR37,53	476	43	9.03		
1210 NOR38	4	0	.00		
1211 NOR39	357	76	21.29		
1212 NOR40	118	13	11.02		
1213 NOR41	206	61	29.61		
1216 NOR44	121	8	6.61		
1219 NOR47,65	0	0	.00		
1221 NOR50	115	4	3.48		
1222 NOR51	59	1	1.69		
1227 NOR56	354	62	17.51		
1228 NOR57,61	597	47	7.87		
1234 NOR63	400	98	24.50		
1235 NOR64	37	4	10.81		
1602 UNV1,2,3,4,10	1667	77	4.62		
1618 UNV17	838	42	5.01		
1622 UNV21	704	81	11.51		
1647 UNV46	1389	193	13.89		
1648 UNV47,57,58	190	34	17.89		
1649 UNV48,59	61	3	4.92		
1651 UNV50,56	910	203	22.31		
1652 UNV51	631	23	3.65		
1654 UNV53	21	4	19.05		
1655 UNV54	33	1	3.03		
1656 UNV55	10	0	.00		

	VOTES		PERCENT		VOTES		PERCENT	
DIRECTOR NORMANDY SCHOOL DISTRICT (VOTE FOR) 2								
01 = NANCY M. HARTMAN	2,049	39.84	04 = ROSE E. GRIFFIN	704	13.69			
02 = EDWARD HAYNIE	1,096	21.31	05 = PATRICIA L. ROSE	477	9.27			
03 = VALERIE E. PATTON	807	15.69	06 = INVALID WRITE-IN	10	.19			
	01	02	03	04	05	06		
0016 AP16	15	4	5	8	7	0		
0044 AP44,50,72,78	45	28	15	23	14	0		
1015 MID28,AP58	4	1	1	0	0	0		
1036 MID49	2	1	0	1	0	0		
1051 MID64,67,71	11	5	7	5	8	0		
1059 MID72	9	4	4	1	1	0		
1060 MID73,74,77,81	22	9	7	3	5	0		
1062 MID75,80	31	12	5	9	5	0		
1063 MID76	1	0	1	0	0	0		
1069 MID82	12	3	4	4	0	0		
1173 NOR1	72	24	18	27	13	2		
1174 NOR2	48	17	19	28	11	0		
1175 NOR3	59	36	20	25	10	1		
1177 NOR5	72	38	19	22	12	0		
1178 NOR6	115	55	33	49	16	0		
1179 NOR7	104	71	30	43	17	0		
1180 NOR8	2	1	0	1	2	0		
1181 NOR9	35	21	16	17	17	0		
1183 NOR11	54	31	14	12	14	0		
1186 NOR14	45	23	18	2	5	0		
1187 NOR15	206	89	91	25	38	0		
1188 NOR16	44	22	33	11	11	4		
1189 NOR17,24	3	2	1	1	0	0		
1190 NOR18	28	11	14	11	11	1		
1191 NOR19	5	7	3	1	1	0		
1192 NOR20	2	1	1	0	0	0		
1193 NOR21	73	31	31	25	18	0		


1194	NOR22	15	20	11	8	8	0
1201	NOR29,52	139	113	72	39	27	0
1202	NOR30	124	49	37	41	24	1
1205	NOR33	22	26	21	11	14	0
1207	NOR35,49,54	7	0	1	2	5	0
1208	NOR36	10	7	6	6	4	0
1209	NOR37,53	23	10	12	8	8	0
1210	NOR38	0	0	0	0	0	0
1211	NOR39	57	23	16	15	11	1
1212	NOR40	8	7	8	1	0	0
1213	NOR41	39	13	19	17	5	0
1216	NOR44	4	2	1	2	0	0
1219	NOR47,65	0	0	0	0	0	0
1221	NOR50	1	1	2	0	1	0
1222	NOR51	1	0	1	0	0	0
1227	NOR56	45	23	6	11	6	0
1228	NOR57,61	38	7	6	11	4	0
1234	NOR63	65	37	25	19	3	0
1235	NOR64	3	1	1	2	0	0
1602	UNV1,2,3,4,10	29	35	18	11	11	0
1618	UNV17	21	13	10	11	7	0
1622	UNV21	33	21	10	34	10	0
1647	UNV46	110	52	51	43	46	0
1648	UNV47,57,58	19	9	5	7	8	0
1649	UNV48,59	1	0	2	1	0	0
1651	UNV50,56	108	65	47	43	36	0
1652	UNV51	7	12	7	6	3	0
1654	UNV53	1	2	2	0	0	0
1655	UNV54	0	1	0	1	0	0
1656	UNV55	0	0	0	0	0	0

WE, THE BOARD OF ELECTION COMMISSIONERS OF ST. LOUIS COUNTY, MISSOURI, ACTING AS THE VERIFICATION BOARD PURSUANT TO 115.507,R.S.Mo 1978, HEREBY CERTIFY THE FOREGOING TO BE A TRUE AND CORRECT ABSTRACT OF VOTES CAST FOR THE CANDIDATES AND PROPOSITIONS AT THE GENERAL MUNICIPAL ELECTION HELD IN ST. LOUIS COUNTY, MISSOURI, ON APRIL 3, 2007. IN TESTIMONY WHEREOF, WE HAVE HEREUNTO SET OUR HAND AT OUR OFFICE IN MAPLEWOOD, ST. LOUIS COUNTY, MISSOURI, ON APRIL 13, 2007.


 JOHN J. DIEHL, JR.,
 CHAIRMAN


 CHAIM H. ZIMBALIST,
 SECRETARY


 ANITA T. YECKEL,
 COMMISSIONER


 WILLIAM MILLER, JR.,
 COMMISSIONER

ELECTION SUMMARY

GENERAL MUNICIPAL ELECTION
 PARKWAY SCHOOL DISTRICT
 TUESDAY, APRIL 3, 2007

OFFICIAL RESULTS

RUN DATE:04/13/07 11:21 AM

01 = REGISTERED VOTERS - TOTAL
 02 = BALLOTS CAST - TOTAL

TOTAL
 98,607
 9,511

PERCENT

03 = VOTER TURNOUT - TOTAL

TOTAL PERCENT
 9.65

	01	02	03
0136 CC1,2	1113	205	18.42
0138 CC3,5	1037	50	4.82
0139 CC4	263	10	3.80
0141 CC6,52	1169	59	5.05
0142 CC7,82,MHT13,43	1551	71	4.58
0144 CC9,10	234	28	11.97
0146 CC11,12,13,16,43	1627	146	8.97
0149 CC14,15,24,51,MR10,12	1720	396	23.02
0167 CC32,56	56	16	28.57
0170 CC35,50	1565	85	5.43
0180 CC45	50	5	10.00
0184 CC49	578	129	22.32
0194 CC59	166	19	11.45
0229 CHE12	394	51	12.94
0239 CHE22,45	1073	93	8.67
0240 CHE23	23	0	.00
0248 CHE31,LAF47	166	21	12.65
0249 CHE32	62	2	3.23
0258 CHE41	97	6	6.19
0259 CHE42,43,44,LAF30	1662	206	12.39
0263 CHE46	1891	286	15.12
0265 CHE48,59	828	100	12.08
0269 CHE52	15	3	20.00
0284 CHE67	718	97	13.51
0697 LAF1	358	89	24.86
0698 LAF2,57	1382	272	19.68
0699 LAF3	127	30	23.62
0700 LAF4,52	1274	176	13.81
0701 LAF5	1305	156	11.95
0702 LAF6	1157	76	6.57
0703 LAF7,8,13	864	64	7.41
0705 LAF 9,10	994	87	8.75
0707 LAF11,12	664	52	7.83
0710 LAF14	719	42	5.84
0711 LAF15,16,17	552	74	13.41
0714 LAF18,19,20	1086	62	5.71
0721 LAF25,26,36,37	459	90	19.61
0723 LAF27	1286	198	15.40
0724 LAF28,55	901	48	5.33
0725 LAF29	1060	105	9.91
0727 LAF31	887	137	15.45
0728 LAF32	932	126	13.52
0729 LAF33	1047	96	9.17
0730 LAF34	52	12	23.08
0731 LAF35	147	43	29.25
0747 LAF51	361	106	29.36
0750 LAF54	558	22	3.94
0911 MER56,67,QUE21,55	1615	45	2.79
0926 MHT1,4,5	1351	132	9.77
0927 MHT2,24,26	1369	179	13.08
0928 MHT3,56,MR79,93	1550	175	11.29
0931 MHT6,14,49	1642	226	13.76
0932 MHT7,39,MR52	1045	79	7.56
0933 MHT8,52	547	59	10.79
0934 MHT9	1252	294	23.48
0935 MHT10,21,25,53,57	1473	58	3.94
0936 MHT11,54,62	905	43	4.75
0941 MHT16,20,36,47	1598	135	8.45
0942 MHT17,44,CC8	108	0	.00
0943 MHT18	76	2	2.63
0944 MHT19,27	1477	223	15.10
0948 MHT23,51	945	82	8.68
0953 MHT28,CC81	2	0	.00
0954 MHT29,32	686	19	2.77
0955 MHT30,33	138	11	7.97
0956 MHT31,41	428	12	2.80
0959 MHT34	1609	152	9.45
0962 MHT37	5	0	.00
0963 MHT38,42,50	949	144	15.17
0965 MHT40,55	416	17	4.09
0970 MHT45,CHE47	19	7	36.84
0971 MHT46	117	4	3.42
0973 MHT48,59	353	18	5.10
1070 MR1,8	646	23	3.56
1071 MR2	139	13	9.35
1072 MR3,67	848	10	1.18
1074 MR5,39,65	1069	43	4.02
1084 MR16,17,47	1074	71	6.61
1086 MR18,32,41,62,BON30	1191	39	3.27
1092 MR24	91	3	3.30
1093 MR25,31,61	1195	45	3.77
1094 MR26,55,60,92	1310	69	5.27
1095 MR27,33,88,89	505	15	2.97
1096 MR28	758	43	5.67
1097 MR29	772	31	4.02
1098 MR30	587	191	32.54
1103 MR35,50	1102	53	4.81
1111 MR43	389	6	1.54
1112 MR44	599	26	4.34
1113 MR45	52	2	3.85
1116 MR48,91	492	15	3.05
1121 MR53,94	884	81	9.16
1127 MR59	7	1	14.29
1131 MR63,66,74	728	34	4.67
1132 MR64,95,96	685	67	9.78
1139 MR71	128	3	2.34

1143	MR75	185	.	21	11.35
1145	MR77	323	.	57	17.65
1146	MR78,MHT35	1112	.	36	3.24
1149	MR81	774	.	25	3.23
1150	MR82	4	.	0	.00
1153	MR85	53	.	7	13.21
1154	MR86	131	.	21	16.03
1155	MR87	236	.	31	13.14
1165	MR97,100,102,103	594	.	14	2.36
1166	MR98,99,101	384	.	21	5.47
1172	MR104	2	.	0	.00
1422	QUE1,5	1288	.	45	3.49
1423	QUE2,22,58	1330	.	254	19.10
1424	QUE3	110	.	17	15.45
1425	QUE4,20	379	.	52	13.72
1427	QUE6,9,14,16	2003	.	84	4.19
1428	QUE7	786	.	77	9.80
1429	QUE8,18	296	.	12	4.05
1434	QUE13	148	.	4	2.70
1436	QUE15,61	15	.	1	6.67
1444	QUE23	874	.	157	17.96
1445	QUE24,41,47	1175	.	43	3.66
1447	QUE26,WH49	445	.	37	8.31
1448	QUE27,WH50	291	.	28	9.62
1450	QUE29	1416	.	205	14.48
1451	QUE30	126	.	32	25.40
1452	QUE31	545	.	24	4.40
1454	QUE33	396	.	73	18.43
1455	QUE34,57	442	.	68	15.38
1458	QUE37	1150	.	36	3.13
1464	QUE43	873	.	36	4.12
1465	QUE44	1011	.	163	16.12
1466	QUE45	1181	.	120	10.16
1470	QUE49	213	.	7	3.29
1475	QUE54	67	.	1	1.49
1477	QUE56	924	.	165	17.86
1481	QUE60	388	.	78	20.10
1483	QUE62	446	.	96	21.52
1714	WH54	348	.	9	2.59
1716	WH56	530	.	18	3.40
1717	WH57	522	.	18	3.45
1718	WH58	1042	.	39	3.74
1719	WH59	358	.	15	4.19
1720	WH60,QUE59	535	.	17	3.18

		VOTES	PERCENT			VOTES	PERCENT
DIRECTOR PARKWAY SCHOOL DISTRICT							
(3 YEAR TERM)							
(VOTE FOR) 2							
01 = W. DUDLEY MCCARTER		4,664	36.14	03 = JAY DAVIS		4,385	33.98
02 = BRETT TURNER		3,801	29.45	04 = INVALID WRITE-IN		56	.43

	01	02	03	04	
0136	CC1,2	94	75	86	2
0138	CC3,5	24	24	31	2
0139	CC4	4	3	2	1
0141	CC6,52	39	23	27	0
0142	CC7,82,MHT13,43	42	35	41	0
0144	CC9,10	15	3	11	0
0146	CC11,12,13,16,43	85	46	54	0
0149	CC14,15,24,51,MR10,12	186	122	137	0
0167	CC32,56	4	8	6	0
0170	CC35,50	55	33	46	0
0180	CC45	3	1	3	0
0184	CC49	75	40	51	0
0194	CC59	5	10	9	0
0229	CHE12	18	20	27	0
0239	CHE22,45	41	44	50	2
0240	CHE23	0	0	0	0
0248	CHE31,LAF47	9	6	15	1
0249	CHE32	1	2	1	0
0258	CHE41	3	4	2	0
0259	CHE42,43,44,LAF30	94	88	101	0
0263	CHE46	120	124	130	0
0265	CHE48,59	55	42	44	0
0269	CHE52	2	2	1	0
0284	CHE67	54	33	40	1
0697	LAF1	33	50	32	2
0698	LAF2,57	114	116	145	1
0699	LAF3	8	9	10	0
0700	LAF4,52	90	70	80	3
0701	LAF5	78	65	72	0
0702	LAF6	29	30	40	0
0703	LAF7,8,13	42	28	37	0
0705	LAF 9,10	43	30	44	1
0707	LAF11,12	25	17	27	1
0710	LAF14	21	18	22	0
0711	LAF15,16,17	33	34	33	0
0714	LAF18,19,20	29	25	42	1
0721	LAF25,26,36,37	37	38	41	0
0723	LAF27	91	75	93	0
0724	LAF28,55	27	26	24	0
0725	LAF29	52	41	47	3
0727	LAF31	51	61	69	0
0728	LAF32	54	51	76	0
0729	LAF33	36	46	51	0
0730	LAF34	5	3	7	0
0731	LAF35	12	31	21	0
0747	LAF51	45	56	49	0
0750	LAF54	17	6	8	0
0911	MER56,67,QUE21,55	28	17	23	0
0926	MHT1,4,5	68	66	63	0
0927	MHT2,24,26	91	66	88	0

0928	MHT3,56,MR79,93	95	53	90	1
0931	MHT6,14,49	104	104	100	1
0932	MHT7,39,MR52	42	28	37	0
0933	MHT8,52	38	25	34	0
0934	MHT9	152	84	113	0
0935	MHT10,21,25,53,57	31	28	31	2
0936	MHT11,54,62	29	16	25	0
0941	MHT16,20,36,47	84	50	55	3
0942	MHT17,44,CC8	0	0	0	0
0943	MHT18	0	2	1	0
0944	MHT19,27	115	67	95	0
0948	MHT23,51	49	28	47	0
0953	MHT28,CC81	0	0	0	0
0954	MHT29,32	9	8	7	2
0955	MHT30,33	6	5	5	0
0956	MHT31,41	9	4	4	0
0959	MHT34	78	61	75	0
0962	MHT37	0	0	0	0
0963	MHT38,42,50	75	39	41	1
0965	MHT40,55	11	8	10	0
0970	MHT45,CHE47	4	4	4	0
0971	MHT46	4	1	3	0
0973	MHT48,59	6	9	8	0
1070	MR1,8	17	7	11	0
1071	MR2	12	3	6	0
1072	MR3,67	5	6	4	0
1074	MR5,39,65	14	24	22	0
1084	MR16,17,47	46	19	18	3
1086	MR18,32,41,62,BON30	28	12	17	0
1092	MR24	0	3	3	0
1093	MR25,31,61	32	15	23	0
1094	MR26,55,60,92	38	34	35	1
1095	MR27,33,88,89	8	9	7	0
1096	MR28	32	17	25	0
1097	MR29	24	5	14	0
1098	MR30	76	87	84	1
1103	MR35,50	30	24	23	3
1111	MR43	4	2	5	0
1112	MR44	13	10	15	0
1113	MR45	2	0	2	0
1116	MR48,91	9	4	7	0
1121	MR53,94	44	30	37	0
1127	MR59	0	1	1	0
1131	MR63,66,74	16	17	22	1
1132	MR64,95,96	24	33	33	0
1139	MR71	3	0	3	0
1143	MR75	14	5	8	0
1145	MR77	44	8	13	0
1146	MR78,MHT35	24	16	12	1
1149	MR81	6	12	16	1
1150	MR82	0	0	0	0
1153	MR85	3	3	2	0
1154	MR86	18	9	8	0
1155	MR87	17	12	15	0
1165	MR97,100,102,103	11	4	8	0
1166	MR98,99,101	19	6	8	0
1172	MR104	0	0	0	0
1422	QUE1,5	28	20	14	0
1423	QUE2,22,58	120	94	103	1
1424	QUE3	7	8	5	0
1425	QUE4,20	23	14	22	1
1427	QUE6,9,14,16	50	30	37	0
1428	QUE7	35	40	41	0
1429	QUE8,18	6	10	4	0
1434	QUE13	2	2	2	0
1436	QUE15,61	1	0	0	0
1444	QUE23	52	78	80	2
1445	QUE24,41,47	26	19	26	0
1447	QUE26,WH49	17	13	18	1
1448	QUE27,WH50	14	9	16	0
1450	QUE29	79	97	99	0
1451	QUE30	12	13	18	0
1452	QUE31	14	9	12	0
1454	QUE33	24	22	29	2
1455	QUE34,57	26	30	29	0
1458	QUE37	14	14	20	3
1464	QUE43	22	16	18	0
1465	QUE44	79	73	70	0
1466	QUE45	62	50	51	0
1470	QUE49	3	3	4	0
1475	QUE54	0	0	0	0
1477	QUE56	60	93	77	2
1481	QUE60	24	22	31	0
1483	QUE62	45	44	40	0
1714	WH54	4	5	5	0
1716	WH56	7	10	10	0
1717	WH57	13	5	12	0
1718	WH58	16	20	24	0
1719	WH59	7	8	8	0
1720	WH60,QUE59	11	6	9	2


=====

	VOTES	PERCENT	VOTES	PERCENT
DIRECTOR PARKWAY SCHOOL DISTRICT (1 YEAR UNEXPIRED TERM) (VOTE FOR) 1				
01 = MICHAEL D. BEASLEY	3,624	46.49		
02 = MONTY MONTGOMERY	4,145	53.17	03 = INVALID WRITE-IN	27 .35
	-----	-----		
	01	02	03	
	-----	-----	-----	
0136 CC1,2	88	55	1	
0138 CC3,5	25	22	1	
0139 CC4	3	2	0	
0141 CC6,52	31	24	0	


0142	CC7,82,MHT13,43	30	40	0
0144	CC9,10	8	8	0
0146	CC11,12,13,16,43	39	71	0
0149	CC14,15,24,51,MR10,12	154	119	0
0167	CC32,56	4	5	0
0170	CC35,50	28	53	0
0180	CC45	3	2	0
0184	CC49	42	44	0
0194	CC59	7	6	0
0229	CHE12	13	26	0
0239	CHE22,45	39	35	1
0240	CHE23	0	0	0
0248	CHE31,LAF47	8	9	1
0249	CHE32	0	2	0
0258	CHE41	3	3	0
0259	CHE42,43,44,LAF30	78	87	1
0263	CHE46	101	121	0
0265	CHE48,59	32	54	0
0269	CHE52	3	0	0
0284	CHE67	38	39	0
0697	LAF1	35	34	1
0698	LAF2,57	111	121	0
0699	LAF3	12	8	0
0700	LAF4,52	61	83	2
0701	LAF5	61	74	0
0702	LAF6	31	30	0
0703	LAF7,8,13	33	27	0
0705	LAF 9,10	34	35	0
0707	LAF11,12	15	23	1
0710	LAF14	23	13	0
0711	LAF15,16,17	33	28	0
0714	LAF18,19,20	31	26	1
0721	LAF25,26,36,37	56	26	0
0723	LAF27	84	87	0
0724	LAF28,55	26	19	0
0725	LAF29	50	42	1
0727	LAF31	56	50	0
0728	LAF32	49	61	0
0729	LAF33	37	41	0
0730	LAF34	3	7	0
0731	LAF35	13	19	0
0747	LAF51	41	47	0
0750	LAF54	6	16	0
0911	MER56,67,QUE21,55	21	22	0
0926	MHT1,4,5	50	72	0
0927	MHT2,24,26	59	92	1
0928	MHT3,56,MR79,93	45	89	0
0931	MHT6,14,49	101	83	0
0932	MHT7,39,MR52	30	29	0
0933	MHT8,52	20	30	0
0934	MHT9	103	100	0
0935	MHT10,21,25,53,57	26	29	0
0936	MHT11,54,62	16	24	0
0941	MHT16,20,36,47	61	50	0
0942	MHT17,44,CC8	0	0	0
0943	MHT18	2	0	0
0944	MHT19,27	70	111	0
0948	MHT23,51	32	37	0
0953	MHT28,CC81	0	0	0
0954	MHT29,32	8	6	1
0955	MHT30,33	0	9	0
0956	MHT31,41	6	6	0
0959	MHT34	52	81	0
0962	MHT37	0	0	0
0963	MHT38,42,50	54	48	1
0965	MHT40,55	6	9	0
0970	MHT45,CHE47	5	1	0
0971	MHT46	2	2	0
0973	MHT48,59	4	11	0
1070	MR1,8	9	11	0
1071	MR2	0	12	0
1072	MR3,67	5	4	0
1074	MR5,39,65	24	13	0
1084	MR16,17,47	24	33	1
1086	MR18,32,41,62,BON30	15	19	0
1092	MR24	1	2	0
1093	MR25,31,61	12	28	0
1094	MR26,55,60,92	28	29	1
1095	MR27,33,88,89	8	5	0
1096	MR28	14	24	0
1097	MR29	9	16	0
1098	MR30	76	76	1
1103	MR35,50	17	26	1
1111	MR43	3	3	0
1112	MR44	7	12	0
1113	MR45	0	2	0
1116	MR48,91	4	10	0
1121	MR53,94	22	47	0
1127	MR59	0	1	0
1131	MR63,66,74	12	17	0
1132	MR64,95,96	22	33	0
1139	MR71	1	2	0
1143	MR75	7	8	0
1145	MR77	14	24	0
1146	MR78,MHT35	13	19	0
1149	MR81	9	14	0
1150	MR82	0	0	0
1153	MR85	2	2	0
1154	MR86	8	7	0
1155	MR87	11	14	0
1165	MR97,100,102,103	6	8	0
1166	MR98,99,101	5	13	0
1172	MR104	0	0	0
1422	QUE1,5	13	28	0
1423	QUE2,22,58	69	148	0
1424	QUE3	8	6	0

1425	QUE4,20	17	20	0
1427	QUE6,9,14,16	26	47	0
1428	QUE7	32	35	0
1429	QUE8,18	7	4	0
1434	QUE13	2	2	0
1436	QUE15,61	0	0	0
1444	QUE23	58	70	1
1445	QUE24,41,47	18	21	1
1447	QUE26,WH49	18	17	1
1448	QUE27,WH50	18	6	0
1450	QUE29	72	105	1
1451	QUE30	18	8	0
1452	QUE31	13	8	0
1454	QUE33	16	45	1
1455	QUE34,57	31	31	0
1458	QUE37	13	18	1
1464	QUE43	12	23	0
1465	QUE44	61	64	0
1466	QUE45	51	43	1
1470	QUE49	2	5	0
1475	QUE54	0	1	0
1477	QUE56	82	59	1
1481	QUE60	28	24	0
1483	QUE62	38	41	0
1714	WH54	4	5	0
1716	WH56	9	7	0
1717	WH57	10	8	0
1718	WH58	22	14	0
1719	WH59	7	7	0
1720	WH60,QUE59	10	6	1

WE, THE BOARD OF ELECTION COMMISSIONERS OF ST. LOUIS COUNTY, MISSOURI, ACTING AS THE VERIFICATION BOARD PURSUANT TO 115.507,R.S.Mo 1978, HEREBY CERTIFY THE FOREGOING TO BE A TRUE AND CORRECT ABSTRACT OF VOTES CAST FOR THE CANDIDATES AND PROPOSITIONS AT THE GENERAL MUNICIPAL ELECTION HELD IN ST. LOUIS COUNTY, MISSOURI, ON APRIL 3, 2007. IN TESTIMONY WHEREOF, WE HAVE HEREUNTO SET OUR HAND AT OUR OFFICE IN MAPLEWOOD, ST. LOUIS COUNTY, MISSOURI, ON APRIL 13, 2007.



 JOHN J. DIEHL, JR.,
 CHAIRMAN



 CHAIM H. ZIMBALIST,
 SECRETARY



 ANITA T. YECKEL,
 COMMISSIONER



 WILLIAM MILLER, JR.,
 COMMISSIONER

ELECTION SUMMARY

RUN DATE:04/13/07 11:21 AM

GENERAL MUNICIPAL ELECTION
PATTONVILLE SCHOOL DISTRICT
TUESDAY, APRIL 3, 2007


OFFICIAL RESULTS

	TOTAL	PERCENT	03 = VOTER TURNOUT - TOTAL	TOTAL	PERCENT
01 = REGISTERED VOTERS - TOTAL	27,664				
02 = BALLOTS CAST - TOTAL	3,996				14.44
	01	02	03		
0004 AP4,28	1247	162	12.99		
0017 AP17	1810	579	31.99		
0023 AP23	245	48	19.59		
0026 AP26,64,NW14	15	1	6.67		
0029 AP29,35,38,42,53	265	12	4.53		
0031 AP31	776	254	32.73		
0032 AP32,71	604	40	6.62		
0033 AP33	237	75	31.65		
0037 AP37,41,MID1,10	824	48	5.83		
0047 AP47	51	0	.00		
0055 AP55,MID42	558	152	27.24		
0056 AP56	362	63	17.40		
0066 AP66	178	29	16.29		
0152 CC17	831	30	3.61		
0153 CC18	3	0	.00		
0164 CC29,31	835	48	5.75		
0165 CC30	157	4	2.55		
0176 CC41	339	15	4.42		
0177 CC42,53,54	2137	64	2.99		
0179 CC44	981	51	5.20		
0937 MHT12	27	0	.00		
0940 MHT15	1024	89	8.69		
0947 MHT22	1177	77	6.54		
0983 MHT58,61,NW36,49,62	1142	95	8.32		
1005 MID18,24,55,CC57	914	39	4.27		
1022 MID35,39,60	776	50	6.44		
1037 MID50	82	29	35.37		
1044 MID57	2	1	50.00		
1307 NW1	1683	117	6.95		
1309 NW3,10	714	247	34.59		
1314 NW8,31,32,57	786	187	23.79		
1318 NW12	1315	405	30.80		
1319 NW13	906	52	5.74		
1323 NW17,45,53,68	309	97	31.39		
1325 NW19	333	14	4.20		
1326 NW20	495	52	10.51		
1327 NW21	12	12	100.0		
1332 NW26	84	35	41.67		
1335 NW29,38,42,50	377	40	10.61		
1341 NW35,58,66	1159	73	6.30		
1343 NW37	798	347	43.48		
1349 NW43	66	31	46.97		
1361 NW55	526	193	36.69		
1366 NW60	1	0	.00		
1370 NW64	5	0	.00		
1371 NW65	4	0	.00		
1373 NW67,MHT60	492	39	7.93		


DIRECTOR PATTONVILLE R-3 SCHOOL DISTRICT	VOTES PERCENT				VOTES PERCENT	
(VOTE FOR) 2						
01 = ROBERT W. DILLON	2,221	36.76			881	14.58
02 = RUTH A. PETROV	2,924	48.39			16	.26
	01	02	03	04		
0004 AP4,28	110	125	18	0		
0017 AP17	309	464	116	5		
0023 AP23	24	43	10	0		
0026 AP26,64,NW14	1	0	0	0		
0029 AP29,35,38,42,53	5	8	2	0		
0031 AP31	133	157	62	0		
0032 AP32,71	29	33	7	0		
0033 AP33	37	52	18	0		
0037 AP37,41,MID1,10	20	42	16	0		
0047 AP47	0	0	0	0		
0055 AP55,MID42	109	85	32	0		
0056 AP56	35	36	16	1		
0066 AP66	11	24	9	0		
0152 CC17	19	22	11	1		
0153 CC18	0	0	0	0		
0164 CC29,31	32	38	17	0		
0165 CC30	1	1	2	0		
0176 CC41	8	15	7	0		
0177 CC42,53,54	43	52	21	0		
0179 CC44	42	42	11	0		
0937 MHT12	0	0	0	0		
0940 MHT15	47	62	29	0		
0947 MHT22	46	52	22	0		
0983 MHT58,61,NW36,49,62	54	63	20	1		
1005 MID18,24,55,CC57	23	35	7	2		
1022 MID35,39,60	36	32	16	0		
1037 MID50	21	17	7	0		
1044 MID57	0	1	0	0		
1307 NW1	67	92	26	1		
1309 NW3,10	115	168	50	3		
1314 NW8,31,32,57	85	140	62	1		
1318 NW12	233	322	72	0		
1319 NW13	40	29	19	0		
1323 NW17,45,53,68	44	69	14	0		
1325 NW19	8	9	2	0		
1326 NW20	29	38	14	0		
1327 NW21	5	8	1	0		
1332 NW26	23	27	3	0		

1335 NW29,38,42,50	19	26	8	0
1341 NW35,58,66	57	44	22	1
1343 NW37	171	259	58	0
1349 NW43	21	23	5	0
1361 NW55	88	137	41	0
1366 NW60	0	0	0	0
1370 NW64	0	0	0	0
1371 NW65	0	0	0	0
1373 NW67,MHT60	21	32	8	0

WE, THE BOARD OF ELECTION COMMISSIONERS OF ST. LOUIS COUNTY, MISSOURI, ACTING AS THE VERIFICATION BOARD PURSUANT TO 115.507,R.S.Mo 1978, HEREBY CERTIFY THE FOREGOING TO BE A TRUE AND CORRECT ABSTRACT OF VOTES CAST FOR THE CANDIDATES AND PROPOSITIONS AT THE GENERAL MUNICIPAL ELECTION HELD IN ST. LOUIS COUNTY, MISSOURI, ON APRIL 3, 2007. IN TESTIMONY WHEREOF, WE HAVE HEREUNTO SET OUR HAND AT OUR OFFICE IN MAPLEWOOD, ST. LOUIS COUNTY, MISSOURI, ON APRIL 13, 2007.



 JOHN J. DIEHL, JR.,
 CHAIRMAN



 CHAIM H. ZIMBALIST,
 SECRETARY



 ANITA T. YECKEL,
 COMMISSIONER



 WILLIAM MILLER, JR.,
 COMMISSIONER

ELECTION SUMMARY

GENERAL MUNICIPAL ELECTION
RITENOUR SCHOOL DISTRICT
TUESDAY, APRIL 3, 2007

OFFICIAL RESULTS

RUN DATE:04/13/07 11:21 AM

	TOTAL	PERCENT	TOTAL	PERCENT
01 = REGISTERED VOTERS - TOTAL	25,459		03 = VOTER TURNOUT - TOTAL	30.80
02 = BALLOTS CAST - TOTAL	7,842			
	01	02	03	
0001 AP1,3	525	111	21.14	
0002 AP2,51	428	81	18.93	
0005 AP5,46,59	588	98	16.67	
0006 AP6	11	1	9.09	
0007 AP7	209	49	23.44	
0008 AP8,24	927	238	25.67	
0009 AP9,13,20,68,69	1484	356	23.99	
0011 AP11,40,MID56	915	319	34.86	
0012 AP12,MID32,46	313	98	31.31	
0014 AP14,MID19,40	450	107	23.78	
0015 AP15	312	63	20.19	
0018 AP18	234	26	11.11	
0021 AP21,63	78	4	5.13	
0025 AP25	273	57	20.88	
0030 AP30	167	10	5.99	
0039 AP39,57	506	110	21.74	
0048 AP48	102	11	10.78	
0052 AP52	219	49	22.37	
0054 AP54	696	243	34.91	
0065 AP65,67	309	83	26.86	
0070 AP70	3	0	.00	
0160 CC25	358	17	4.75	
0989 MID2,3,45,70	1414	720	50.92	
0991 MID4,48	954	399	41.82	
0992 MID5,26,54,59,CC26,27,48	1338	529	39.54	
0993 MID6,11	602	245	40.70	
0994 MID7,37,AP22	490	50	10.20	
0995 MID8	428	171	39.95	
0996 MID9	856	430	50.23	
0999 MID12	1400	571	40.79	
1000 MID13,14	1278	521	40.77	
1002 MID15,36	466	104	22.32	
1003 MID16,20,51	369	120	32.52	
1004 MID17,34	1350	342	25.33	
1008 MID21,41	566	74	13.07	
1009 MID22	639	125	19.56	
1010 MID23,30	521	151	28.98	
1012 MID25,43,62	725	358	49.38	
1014 MID27	331	81	24.47	
1016 MID29	62	6	9.68	
1020 MID33,44,61	593	93	15.68	
1034 MID47	629	73	11.61	
1039 MID52	557	242	43.45	
1040 MID53	136	50	36.76	
1045 MID58	360	150	41.67	
1052 MID65,66	162	71	43.83	
1055 MID68	8	0	.00	
1056 MID69	53	17	32.08	
1065 MID78	47	13	27.66	
1066 MID79	18	5	27.78	

PROPOSITION R - RITENOUR SCHOOL DISTRICT

* * BONDS - CAPITAL IMPROV (57.15% NEEDED) * *


(VOTE FOR) 1

	VOTES	PERCENT
01 = YES	3,955	50.96
02 = NO	3,806	49.04

	01	02
0001 AP1,3	41	68
0002 AP2,51	31	49
0005 AP5,46,59	53	42
0006 AP6	0	1
0007 AP7	15	34
0008 AP8,24	106	127
0009 AP9,13,20,68,69	195	158
0011 AP11,40,MID56	139	178
0012 AP12,MID32,46	38	59
0014 AP14,MID19,40	61	46
0015 AP15	35	28
0018 AP18	9	17
0021 AP21,63	2	2
0025 AP25	30	27
0030 AP30	3	7
0039 AP39,57	60	50
0048 AP48	3	8
0052 AP52	25	24
0054 AP54	106	129
0065 AP65,67	33	49
0070 AP70	0	0
0160 CC25	11	6
0989 MID2,3,45,70	415	299
0991 MID4,48	206	190
0992 MID5,26,54,59,CC26,27,48	254	270
0993 MID6,11	124	119
0994 MID7,37,AP22	23	25
0995 MID8	79	88
0996 MID9	241	185
0999 MID12	290	279
1000 MID13,14	297	222
1002 MID15,36	51	49
1003 MID16,20,51	63	56
1004 MID17,34	173	169

1008	MID21,41	44	30
1009	MID22	66	57
1010	MID23,30	69	81
1012	MID25,43,62	194	161
1014	MID27	33	48
1016	MID29	4	2
1020	MID33,44,61	44	42
1034	MID47	34	39
1039	MID52	122	117
1040	MID53	22	27
1045	MID58	62	86
1052	MID65,66	38	32
1055	MID68	0	0
1056	MID69	4	13
1065	MID78	4	9
1066	MID79	3	2

WE, THE BOARD OF ELECTION COMMISSIONERS OF ST. LOUIS COUNTY, MISSOURI, ACTING AS THE VERIFICATION BOARD PURSUANT TO 115.507,R.S.Mo 1978, HEREBY CERTIFY THE FOREGOING TO BE A TRUE AND CORRECT ABSTRACT OF VOTES CAST FOR THE CANDIDATES AND PROPOSITIONS AT THE GENERAL MUNICIPAL ELECTION HELD IN ST. LOUIS COUNTY, MISSOURI, ON APRIL 3, 2007. IN TESTIMONY WHEREOF, WE HAVE HEREUNTO SET OUR HAND AT OUR OFFICE IN MAPLEWOOD, ST. LOUIS COUNTY, MISSOURI, ON APRIL 13, 2007.



 JOHN J. DIEHL, JR.,
 CHAIRMAN



 CHAIM H. ZIMBALIST,
 SECRETARY



 ANITA T. YECKEL,
 COMMISSIONER



 WILLIAM MILLER, JR.,
 COMMISSIONER

ELECTION SUMMARY

GENERAL MUNICIPAL ELECTION
RIVERVIEW GARDENS SCH DIST
TUESDAY, APRIL 3, 2007


OFFICIAL RESULTS

RUN DATE:04/13/07 11:22 AM


	TOTAL	PERCENT	03 = VOTER TURNOUT - TOTAL	TOTAL	PERCENT
01 = REGISTERED VOTERS - TOTAL	23,864				
02 = BALLOTS CAST - TOTAL	3,352				14.05
	01	02	03		
0422 FER7	361	26	7.20		
0423 FER8,37,38	761	70	9.20		
0443 FER28,30	833	67	8.04		
0458 FER43,57,62	1028	36	3.50		
1238 NRW2,69	164	13	7.93		
1262 NRW26,70	319	31	9.72		
1263 NRW27	38	0	.00		
1264 NRW28,53,54	893	15	1.68		
1265 NRW29,39,41,FER49	1791	92	5.14		
1267 NRW31	7	4	57.14		
1270 NRW34	37	5	13.51		
1279 NRW43	897	214	23.86		
1280 NRW44	426	126	29.58		
1281 NRW45	48	3	6.25		
1282 NRW46,48	430	83	19.30		
1286 NRW50,51,52,55,56	696	32	4.60		
1293 NRW57	494	12	2.43		
1294 NRW58	232	19	8.19		
1297 NRW61	4	0	.00		
1298 NRW62	53	16	30.19		
1485 SF 2,40	694	38	5.48		
1486 SF3,41,NRW42	1124	59	5.25		
1487 SF4,5	1558	52	3.34		
1494 SF11,12,17,21,27,30,34	1478	108	7.31		
1496 SF13,14,23	1757	385	21.91		
1498 SF15,16,24,35	1899	569	29.96		
1501 SF18,20,22,42,43	1196	349	29.18		
1502 SF19,28	929	260	27.99		
1508 SF25	1042	299	28.69		
1512 SF29,33	1213	153	12.61		
1514 SF31,32	1462	216	14.77		

BOARD MEMBER RIVERVIEW GARDENS SCHOOL DISTRICT	VOTES PERCENT										VOTES PERCENT	
(VOTE FOR) 2												
01 = MICHAEL PERSON	449	7.42	06 = SONJA BRANSCOMB	213	3.52							
02 = JOHNETTA THOMAS	629	10.40	07 = STEVEN HOLLIS	1,770	29.27							
03 = ARNIE DIENOFF	210	3.47	08 = MARY OSWALD	2,027	33.52							
04 = TEONA MCGHAW-BOURE	71	1.17	09 = BOBBIE SMALL	543	8.98							
05 = THEO TED BROWN, JR.	126	2.08	10 = INVALID WRITE-IN	10	.17							
	01	02	03	04	05	06	07	08	09	10		
0422 FER7	3	1	1	2	1	0	22	21	1	0		
0423 FER8,37,38	6	5	1	10	2	3	51	54	7	0		
0443 FER28,30	9	13	3	1	3	6	39	47	9	0		
0458 FER43,57,62	2	11	1	5	2	5	16	15	10	0		
1238 NRW2,69	3	2	0	0	1	0	9	9	1	0		
1262 NRW26,70	5	8	4	0	6	3	10	17	4	0		
1263 NRW27	0	0	0	0	0	0	0	0	0	0		
1264 NRW28,53,54	1	7	0	0	1	3	3	6	6	0		
1265 NRW29,39,41,FER49	13	29	7	6	4	9	32	45	32	0		
1267 NRW31	2	1	0	0	1	0	0	2	0	0		
1270 NRW34	3	0	0	0	1	1	0	3	0	0		
1279 NRW43	36	57	8	7	15	18	84	100	59	0		
1280 NRW44	18	31	4	5	14	9	54	71	23	2		
1281 NRW45	0	0	0	0	0	1	3	1	0	0		
1282 NRW46,48	14	24	5	4	5	5	35	45	21	0		
1286 NRW50,51,52,55,56	2	20	2	1	1	1	9	10	16	0		
1293 NRW57	3	5	2	3	1	2	1	6	1	0		
1294 NRW58	9	9	2	0	0	3	1	6	8	0		
1297 NRW61	0	0	0	0	0	0	0	0	0	0		
1298 NRW62	7	5	1	0	5	0	4	4	1	0		
1485 SF 2,40	12	11	0	1	3	2	16	19	8	0		
1486 SF3,41,NRW42	11	17	3	1	3	7	23	30	19	0		
1487 SF4,5	8	17	3	2	3	5	19	23	19	0		
1494 SF11,12,17,21,27,30,34	16	14	7	1	1	11	68	72	15	0		
1496 SF13,14,23	69	113	16	1	9	32	164	165	101	0		
1498 SF15,16,24,35	56	123	36	5	10	23	309	355	88	1		
1501 SF18,20,22,42,43	44	32	28	5	21	20	199	235	26	0		
1502 SF19,28	37	21	31	0	7	16	135	161	22	3		
1508 SF25	31	24	35	5	4	8	191	220	21	4		
1512 SF29,33	12	14	1	2	1	8	111	121	12	0		
1514 SF31,32	17	15	9	4	1	12	162	164	13	0		

WE, THE BOARD OF ELECTION COMMISSIONERS OF ST. LOUIS COUNTY, MISSOURI, ACTING AS THE VERIFICATION BOARD PURSUANT TO 115.507, R.S. Mo 1978, HEREBY CERTIFY THE FOREGOING TO BE A TRUE AND CORRECT ABSTRACT OF VOTES CAST FOR THE CANDIDATES AND PROPOSITIONS AT THE GENERAL MUNICIPAL ELECTION HELD IN ST. LOUIS COUNTY, MISSOURI, ON APRIL 3, 2007. IN TESTIMONY WHEREOF, WE HAVE HEREUNTO SET OUR HAND AT OUR OFFICE IN MAPLEWOOD, ST. LOUIS COUNTY, MISSOURI, ON APRIL 13, 2007.




JOHN J. DIEHL, JR.,
CHAIRMAN



CHAIM H. ZIMBALIST,
SECRETARY



ANITA T. YECKEL,
COMMISSIONER



WILLIAM MILLER, JR.,
COMMISSIONER

ELECTION SUMMARY

RUN DATE:04/13/07 11:22 AM

GENERAL MUNICIPAL ELECTION
R-VI ROCKWOOD SCHOOL DISTRICT
TUESDAY, APRIL 3, 2007

OFFICIAL RESULTS

	TOTAL	PERCENT	03 = VOTER TURNOUT - TOTAL	TOTAL	PERCENT
01 = REGISTERED VOTERS - TOTAL	75,332				
02 = BALLOTS CAST - TOTAL	7,101				9.43
	01	02	03		
0082 BON3	491	53	10.79		
0089 BON10,52	1862	138	7.41		
0115 BON36,42	99	11	11.11		
0122 BON43	940	170	18.09		
0125 BON46	16	0	.00		
0218 CHE1	607	45	7.41		
0219 CHE2,15,16,71	1917	274	14.29		
0220 CHE3	431	30	6.96		
0221 CHE4	688	61	8.87		
0222 CHE5,6,17	1147	90	7.85		
0224 CHE7,14,19,53,61	793	66	8.32		
0225 CHE8,33	1605	185	11.53		
0226 CHE9	681	48	7.05		
0227 CHE10	770	100	12.99		
0228 CHE11	223	23	10.31		
0230 CHE13,27	1687	220	13.04		
0235 CHE18	767	131	17.08		
0237 CHE20,29	830	40	4.82		
0241 CHE24	318	11	3.46		
0242 CHE25	553	44	7.96		
0243 CHE26,63	212	20	9.43		
0245 CHE28	1229	190	15.46		
0247 CHE30,69	575	37	6.43		
0251 CHE34,35,50,57	1186	62	5.23		
0253 CHE36,68	174	14	8.05		
0254 CHE37	94	7	7.45		
0255 CHE38,39,49,WH3	535	54	10.09		
0257 CHE40	395	13	3.29		
0268 CHE51,54,55,58,60,MER2,5	1083	168	15.51		
0273 CHE56,65,66	503	40	7.95		
0279 CHE62,70	679	56	8.25		
0281 CHE64	812	140	17.24		
0717 LAF21	288	26	9.03		
0718 LAF22,23,50	521	22	4.22		
0720 LAF24,49	483	104	21.53		
0734 LAF38	1017	65	6.39		
0735 LAF39,44,45	1552	99	6.38		
0736 LAF40	28	7	25.00		
0737 LAF41	1147	128	11.16		
0738 LAF42	435	37	8.51		
0739 LAF43	365	29	7.95		
0742 LAF46	198	8	4.04		
0744 LAF48	422	35	8.29		
0749 LAF53	235	1	.43		
0752 LAF56	2	0	.00		
0856 MER1,13,15,44	78	6	7.69		
0858 MER3,26	771	107	13.88		
0859 MER4	403	39	9.68		
0861 MER6,41	207	6	2.90		
0862 MER7,29,45,48,50,58	506	11	2.17		
0863 MER8,31,53	766	50	6.53		
0866 MER11,25,43,66	2129	155	7.28		
0867 MER12	818	49	5.99		
0872 MER17	1366	279	20.42		
0873 MER18	1042	129	12.38		
0874 MER19	2176	487	22.38		
0875 MER20	69	7	10.14		
0876 MER21,40	22	3	13.64		
0877 MER22,24,64	1763	116	6.58		
0878 MER23	1711	191	11.16		
0882 MER27,52,59	540	19	3.52		
0883 MER28	181	37	20.44		
0885 MER30	498	65	13.05		
0887 MER32,69	843	286	33.93		
0888 MER33,60	368	23	6.25		
0889 MER34,36	91	19	20.88		
0897 MER42	1292	86	6.66		
0901 MER46,47	174	24	13.79		
0904 MER49	696	27	3.88		
0906 MER51,65	1308	85	6.50		
0910 MER55,61	1504	132	8.78		
0917 MER62	912	51	5.59		
0918 MER63,WH43,45	976	59	6.05		
0923 MER68	380	13	3.42		
1661 WH1,2	184	13	7.07		
1664 WH4	2	2	100.0		
1665 WH5,7	234	15	6.41		
1666 WH6,16,29,33	617	39	6.32		
1668 WH8	1281	61	4.76		
1669 WH9	1738	88	5.06		
1670 WH10	225	14	6.22		
1671 WH11,12,61,62	231	16	6.93		
1673 WH13	866	42	4.85		
1674 WH14	438	30	6.85		
1675 WH15,36	66	8	12.12		
1677 WH17	148	6	4.05		
1678 WH18	171	7	4.09		
1679 WH19,24	670	15	2.24		
1680 WH20	1002	32	3.19		
1681 WH21	1300	33	2.54		
1682 WH22	226	12	5.31		
1683 WH23,26,CHE21	1612	74	4.59		
1685 WH25	967	86	8.89		
1687 WH27	1019	120	11.78		
1688 WH28	130	27	20.77		
1690 WH30	152	12	7.89		

1691	WH31	1020	. 195	19.12
1692	WH32,34,38,MER10,57	592	. 24	4.05
1695	WH35	497	. 39	7.85
1697	WH37	246	. 18	7.32
1699	WH39	194	. 24	12.37
1700	WH40,41	814	. 69	8.48
1702	WH42,MER38,39	61	. . 2	3.28
1704	WH44	173	. 15	8.67
1706	WH46	479	. 26	5.43
1707	WH47,48,52	1361	. 101	7.42
1711	WH51	239	. 40	16.74
1713	WH53,MER54	1957	. 124	6.34
1715	WH55	235	. . 9	3.83


=====

		VOTES	PERCENT			VOTES	PERCENT
DIRECTOR ROCKWOOD R-VI SCHOOL DISTRICT							
(VOTE FOR) 2							
01 = JANET STRATE		3,142	30.35				
02 = STEPHEN (STEVE) BANTON		4,573	44.18	03 = DARLA BAKER (2468 WRITE-IN VOTES) OF		2,637	25.47


		01	02	03
0082	BON3	24	38	14
0089	BON10,52	50	75	75
0115	BON36,42	3	5	6
0122	BON43	64	106	71
0125	BON46	0	0	0
0218	CHE1	21	30	12
0219	CHE2,15,16,71	189	154	37
0220	CHE3	15	24	12
0221	CHE4	35	45	15
0222	CHE5,6,17	45	60	24
0224	CHE7,14,19,53,61	24	47	13
0225	CHE8,33	78	126	45
0226	CHE9	19	34	13
0227	CHE10	56	74	19
0228	CHE11	9	16	4
0230	CHE13,27	122	142	68
0235	CHE18	91	65	14
0237	CHE20,29	18	34	17
0241	CHE24	3	8	3
0242	CHE25	22	28	18
0243	CHE26,63	12	13	4
0245	CHE28	80	118	81
0247	CHE30,69	27	28	2
0251	CHE34,35,50,57	29	44	22
0253	CHE36,68	6	12	7
0254	CHE37	1	5	4
0255	CHE38,39,49,WH3	23	41	7
0257	CHE40	7	9	6
0268	CHE51,54,55,58,60,MER2,5	81	107	35
0273	CHE56,65,66	19	29	24
0279	CHE62,70	30	41	9
0281	CHE64	76	86	25
0717	LAF21	7	16	19
0718	LAF22,23,50	12	16	4
0720	LAF24,49	41	74	30
0734	LAF38	22	53	28
0735	LAF39,44,45	33	73	45
0736	LAF40	5	5	0
0737	LAF41	67	104	39
0738	LAF42	16	29	17
0739	LAF43	12	20	17
0742	LAF46	4	5	5
0744	LAF48	21	24	11
0749	LAF53	0	1	0
0752	LAF56	0	0	0
0856	MER1,13,15,44	1	5	3
0858	MER3,26	44	77	40
0859	MER4	19	34	5
0861	MER6,41	4	3	2
0862	MER7,29,45,48,50,58	5	7	1
0863	MER8,31,53	27	33	18
0866	MER11,25,43,66	72	77	73
0867	MER12	15	39	28
0872	MER17	137	181	66
0873	MER18	70	91	45
0874	MER19	152	202	293
0875	MER20	3	5	4
0876	MER21,40	0	3	2
0877	MER22,24,64	29	64	81
0878	MER23	38	98	146
0882	MER27,52,59	9	13	11
0883	MER28	23	26	2
0885	MER30	26	44	27
0887	MER32,69	123	186	97
0888	MER33,60	7	16	17
0889	MER34,36	7	15	2
0897	MER42	22	40	59
0901	MER46,47	16	20	3
0904	MER49	9	23	10
0906	MER51,65	34	48	47
0910	MER55,61	22	61	111
0917	MER62	14	20	35
0918	MER63,WH43,45	16	34	41
0923	MER68	5	12	5
1661	WH1,2	7	12	5
1664	WH4	2	2	0
1665	WH5,7	4	12	5
1666	WH6,16,29,33	18	27	19
1668	WH8	21	43	37
1669	WH9	48	65	30
1670	WH10	7	8	3
1671	WH11,12,61,62	6	15	6

1673	WH13	16	34	14
1674	WH14	13	21	12
1675	WH15,36	3	6	1
1677	WH17	2	5	3
1678	WH18	5	6	2
1679	WH19,24	8	13	5
1680	WH20	10	25	14
1681	WH21	16	26	11
1682	WH22	5	12	2
1683	WH23,26,CHE21	25	42	42
1685	WH25	40	58	18
1687	WH27	61	81	23
1688	WH28	15	22	1
1690	WH30	7	7	0
1691	WH31	112	140	30
1692	WH32,34,38,MER10,57	14	20	4
1695	WH35	14	27	9
1697	WH37	5	14	8
1699	WH39	13	18	2
1700	WH40,41	37	48	17
1702	WH42,MER38,39	0	2	2
1704	WH44	8	13	3
1706	WH46	12	14	10
1707	WH47,48,52	31	70	51
1711	WH51	23	30	7
1713	WH53,MER54	61	87	44
1715	WH55	5	7	2

WE, THE BOARD OF ELECTION COMMISSIONERS OF ST. LOUIS COUNTY, MISSOURI, ACTING AS THE VERIFICATION BOARD PURSUANT TO 115.507,R.S.Mo 1978, HEREBY CERTIFY THE FOREGOING TO BE A TRUE AND CORRECT ABSTRACT OF VOTES CAST FOR THE CANDIDATES AND PROPOSITIONS AT THE GENERAL MUNICIPAL ELECTION HELD IN ST. LOUIS COUNTY, MISSOURI, ON APRIL 3, 2007. IN TESTIMONY WHEREOF, WE HAVE HEREUNTO SET OUR HAND AT OUR OFFICE IN MAPLEWOOD, ST. LOUIS COUNTY, MISSOURI, ON APRIL 13, 2007.




JOHN J. DIEHL, JR.,
CHAIRMAN



CHAIM H. ZIMBALIST,
SECRETARY



ANITA T. YECKEL,
COMMISSIONER



WILLIAM MILLER, JR.,
COMMISSIONER

ELECTION SUMMARY
 RUN DATE:04/13/07 11:22 AM


GENERAL MUNICIPAL ELECTION
 SCH DIST OF UNIVERSITY CITY
 TUESDAY, APRIL 3, 2007


OFFICIAL RESULTS

	01 = REGISTERED VOTERS - TOTAL	02 = BALLOTS CAST - TOTAL	TOTAL	PERCENT	03 = VOTER TURNOUT - TOTAL	TOTAL	PERCENT
			26,656				5.77
			1,537				
	01	02	03				
0289	1188	48	4.04				
0293	1574	87	5.53				
0609	1415	82	5.80				
0611	673	136	20.21				
0612	892	59	6.61				
0613	1334	49	3.67				
0615	1550	50	3.23				
1018	1	1	100.0				
1025	39	4	10.26				
1050	291	9	3.09				
1614	1472	42	2.85				
1616	1650	57	3.45				
1619	15	0	.00				
1620	1328	53	3.99				
1621	1569	156	9.94				
1624	1313	138	10.51				
1625	1886	197	10.45				
1626	1510	75	4.97				
1628	1871	83	4.44				
1629	1007	67	6.65				
1632	684	20	2.92				
1633	1695	60	3.54				
1635	323	22	6.81				
1636	1376	42	3.05				


	VOTES			PERCENT	VOTES			PERCENT
DIRECTOR BOARD OF EDUCATION UNIVERSITY CITY SCH								
(VOTE FOR) 2								
01 = TOM PETERS	1,218	52.73						
02 = TODD GILYARD	1,068	46.23		03 = INVALID WRITE-IN	24	1.04		
	01	02	03					
0289	46	29	0					
0293	81	76	1					
0609	58	41	1					
0611	116	97	2					
0612	54	42	3					
0613	43	37	4					
0615	49	37	1					
1018	1	1	0					
1025	1	3	0					
1050	6	3	0					
1614	31	32	0					
1616	40	39	0					
1619	0	0	0					
1620	37	41	1					
1621	127	86	5					
1624	111	89	0					
1625	141	129	0					
1626	59	58	1					
1628	45	73	4					
1629	57	52	1					
1632	19	17	0					
1633	51	39	0					
1635	16	16	0					
1636	29	31	0					

WE, THE BOARD OF ELECTION COMMISSIONERS OF ST. LOUIS COUNTY, MISSOURI, ACTING AS THE VERIFICATION BOARD PURSUANT TO 115.507,R.S.Mo 1978, HEREBY CERTIFY THE FOREGOING TO BE A TRUE AND CORRECT ABSTRACT OF VOTES CAST FOR THE CANDIDATES AND PROPOSITIONS AT THE GENERAL MUNICIPAL ELECTION HELD IN ST. LOUIS COUNTY, MISSOURI, ON APRIL 3, 2007. IN TESTIMONY WHEREOF, WE HAVE HEREUNTO SET OUR HAND AT OUR OFFICE IN MAPLEWOOD, ST. LOUIS COUNTY, MISSOURI, ON APRIL 13, 2007.


 JOHN J. DIEHL, JR.,
 CHAIRMAN


 CHAIM H. ZIMBALIST,
 SECRETARY


 ANITA T. YECKEL,
 COMMISSIONER


 WILLIAM MILLER, JR.,
 COMMISSIONER