

ELECTION SUMMARY

GENERAL MUNICIPAL ELECTION  
CITY OF BALLWIN  
TUESDAY, APRIL 8, 2008

OFFICIAL RESULTS

PERCENT	TOTAL	PERCENT	WITH 27 OF 27 PRECINCTS REPORTING	TOTAL
01 = REGISTERED VOTERS - TOTAL ST. LOUIS CO	21,456		03 = VOTER TURNOUT - TOTAL ST. LOUIS COUNTY	26.41
02 = BALLOTS CAST - TOTAL ST. LOUIS COUNTY	5,666			
	01	02	03	
1204 LAF4,15	1285	363	28.25	
1205 LAF5	1345	375	27.88	
1213 LAF13	258	25	9.69	
1216 LAF16	544	127	23.35	
1217 LAF17	379	97	25.59	
1218 LAF18,20	1089	330	30.30	
1219 LAF19,22	539	85	15.77	
1221 LAF21	295	98	33.22	
1223 LAF23	420	120	28.57	
1224 LAF24,40	505	199	39.41	
1225 LAF25,34,35,36	678	233	34.37	
1227 LAF27	1280	365	28.52	
1238 LAF38	1031	280	27.16	
1239 LAF39,44	1553	426	27.43	
1243 LAF43	366	73	19.95	
1512 MER12,50,WH29	1399	370	26.45	
1527 MER27	407	85	20.88	
1533 MER33	373	63	16.89	
1534 MER34,WH43	985	259	26.29	
1536 MER36,WH44	1106	281	25.41	
1549 MER49	698	158	22.64	
2815 WH15	527	104	19.73	
2824 WH24	523	112	21.41	
2833 WH33	339	63	18.58	
2834 WH34	1637	491	29.99	
2845 WH45,47,48	1374	394	28.68	
2846 WH46	521	90	17.27	

		VOTES	PERCENT	WITH 7 OF 7 PRECINCTS REPORTING
ALDERPERSON BALLWIN WARD 1 (VOTE FOR ) 1				
01 = TIM POGUE		885	96.20	
02 = INVALID WRITE-IN VOTES		35	3.80	
	01	02		
1213 LAF13	21	0		
1218 LAF18,20	267	3		
1219 LAF19,22	71	0		
1221 LAF21	71	3		
2815 WH15	79	8		
2845 WH45,47,48	312	16		
2846 WH46	64	5		

		VOTES	PERCENT	WITH 6 OF 6 PRECINCTS REPORTING
ALDERPERSON BALLWIN WARD 2 (VOTE FOR ) 1				
01 = JANE SUOZZI		1,061	96.54	
02 = INVALID WRITE-IN VOTES		38	3.46	
	01	02		
1223 LAF23	91	6		
1238 LAF38	217	9		
1239 LAF39,44	300	9		
1243 LAF43	53	1		
1534 MER34,WH43	194	6		
1536 MER36,WH44	206	7		

		VOTES	PERCENT	WITH 7 OF 7 PRECINCTS REPORTING
ALDERPERSON BALLWIN WARD 3 (VOTE FOR ) 1				
01 = FRANK FLEMING		1,263	97.15	
02 = INVALID WRITE-IN VOTES		37	2.85	
	01	02		
1204 LAF4,15	264	4		
1205 LAF5	259	7		
1216 LAF16	94	4		
1217 LAF17	81	2		
1224 LAF24,40	143	5		
1225 LAF25,34,35,36	164	6		
1227 LAF27	258	9		

PERCENT	VOTES	PERCENT	WITH 7 OF 7 PRECINCTS REPORTING	VOTES
ALDERPERSON BALLWIN WARD 4 (VOTE FOR ) 1				
01 = CHARLES GATTON	553	45.40		
02 = RICHARD J. BOERNER	660	54.19	03 = INVALID WRITE-IN VOTES	5 .41
	01	02	03	
1512 MER12,50,WH29	144	188	2	
1527 MER27	33	41	0	
1533 MER33	20	35	1	
1549 MER49	61	81	0	
2824 WH24	49	54	0	
2833 WH33	17	37	0	
2834 WH34	229	224	2	


		VOTES	PERCENT	WITH 27 OF 27 PRECINCTS REPORTING
PROPOSITION B BALLWIN **REAL ESTATE TAX-STREETS** (VOTE FOR ) 1				

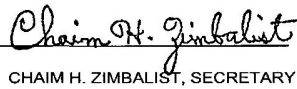
01 = YES  
02 = NO

2,033 36.12  
3,595 63.88


	01	02
1204 LAF4,15	97	263
1205 LAF5	116	255
1213 LAF13	12	13
1216 LAF16	46	81
1217 LAF17	28	68
1218 LAF18,20	127	199
1219 LAF19,22	39	46
1221 LAF21	29	69
1223 LAF23	43	76
1224 LAF24,40	90	108
1225 LAF25,34,35,36	95	137
1227 LAF27	172	191
1238 LAF38	91	187
1239 LAF39,44	172	250
1243 LAF43	20	51
1512 MER12,50,WH29	159	210
1527 MER27	30	55
1533 MER33	25	36
1534 MER34,WH43	77	181
1536 MER36,WH44	109	170
1549 MER49	64	94
2815 WH15	26	77
2824 WH24	34	78
2833 WH33	19	44
2834 WH34	154	333
2845 WH45,47,48	129	265
2846 WH46	30	58

WE, THE BOARD OF ELECTION COMMISSIONERS OF ST. LOUIS COUNTY, MISSOURI, ACTING AS THE VERIFICATION BOARD PURSUANT TO 115.507,R.S.Mo 1978, HEREBY CERTIFY THE FOREGOING TO BE A TRUE AND CORRECT ABSTRACT OF VOTES CAST FOR THE CANDIDATES AND ISSUES AT THE GENERAL MUNICIPAL ELECTION HELD IN ST. LOUIS COUNTY, MISSOURI, ON APRIL 8, 2008. IN TESTIMONY WHEREOF, WE HAVE HEREUNTO SET OUR HAND AT OUR OFFICE IN MAPLEWOOD, ST. LOUIS COUNTY, MISSOURI, ON APRIL 21, 2008.

  
JOHN J. DIEHL, JR., CHAIRMAN

  
CHAIM H. ZIMBALIST, SECRETARY

  
ANITA T. YECKEL, COMMISSIONER

  
WILLIAM MILLER, JR., COMMISSIONER

ELECTION SUMMARY

GENERAL MUNICIPAL ELECTION  
CITY OF BELLA VILLA  
TUESDAY, APRIL 8, 2008

OFFICIAL RESULTS

PERCENT	TOTAL	PERCENT	WITH 3 OF 3 PRECINCTS REPORTING	TOTAL
01 = REGISTERED VOTERS - TOTAL ST. LOUIS CO	467			
02 = BALLOTS CAST - TOTAL ST. LOUIS COUNTY	118			
	01	02	03	
1425 LEM25,26	215	49	22.79	
1427 LEM27	121	39	32.23	
1428 LEM28	131	30	22.90	

PERCENT	VOTES	PERCENT	WITH 3 OF 3 PRECINCTS REPORTING	VOTES
MAYOR BELLA VILLA (VOTE FOR ) 1				
01 = STEVE GREY	56	47.86		
02 = BILL TAYLOR	61	52.14	03 = INVALID WRITE-IN VOTES	0
	01	02	03	
1425 LEM25,26	25	23	0	
1427 LEM27	18	21	0	
1428 LEM28	13	17	0	


PERCENT	VOTES	PERCENT	WITH 1 OF 1 PRECINCTS REPORTING	VOTES
ALDERPERSON BELLA VILLA WARD 1 (VOTE FOR ) 1				
01 = DONNA PULEO	20	44.44		
02 = JOANNE M. YATES	25	55.56	03 = INVALID WRITE-IN VOTES	0
	01	02	03	
1425 LEM25,26	20	25	0	


PERCENT	VOTES	PERCENT	WITH 1 OF 1 PRECINCTS REPORTING	VOTES
ALDERPERSON BELLA VILLA WARD 2 (VOTE FOR ) 1				
01 = RONALD H. ALDRIDGE	21	55.26		
02 = JASON E. PEERY	17	44.74	03 = INVALID WRITE-IN VOTES	0
	01	02	03	
1427 LEM27	21	17	0	

PERCENT	VOTES	PERCENT	WITH 1 OF 1 PRECINCTS REPORTING	VOTES
ALDERPERSON BELLA VILLA WARD 2 (UNEXPIRED TERM) (VOTE FOR ) 1				
01 = JASON PEERY (2) WRITE-IN VOTES & 02 = RON ALDRIDGE (2) WRITE-IN VOTES OF	6	100.00		
	01	02		
1427 LEM27	0	6		


PERCENT	VOTES	PERCENT	WITH 1 OF 1 PRECINCTS REPORTING	VOTES
ALDERPERSON BELLA VILLA WARD 3 (VOTE FOR ) 1				
01 = JEFFREY S. ROBINSON	20	66.67		
02 = RUTH ANN FRANK	10	33.33	03 = INVALID WRITE-IN VOTES	0
	01	02	03	
1428 LEM28	20	10	0	

WE, THE BOARD OF ELECTION COMMISSIONERS OF ST. LOUIS COUNTY, MISSOURI, ACTING AS THE VERIFICATION BOARD PURSUANT TO 115.507,R.S.Mo 1978, HEREBY CERTIFY THE FOREGOING TO BE A TRUE AND CORRECT ABSTRACT OF VOTES CAST FOR THE CANDIDATES AND ISSUES AT THE GENERAL MUNICIPAL ELECTION HELD IN ST. LOUIS COUNTY, MISSOURI, ON APRIL 8, 2008. IN TESTIMONY WHEREOF, WE HAVE HEREUNTO SET OUR HAND AT OUR OFFICE IN MAPLEWOOD, ST. LOUIS COUNTY, MISSOURI, ON APRIL 21, 2008.

  
JOHN J. DIEHL, JR., CHAIRMAN

  
CHAIM H. ZIMBALIST, SECRETARY

  
ANITA T. YECKEL, COMMISSIONER

  
WILLIAM MILLER, JR., COMMISSIONER

ELECTION SUMMARY

GENERAL MUNICIPAL ELECTION  
CITY OF BELLEFONTAINE NBRS  
TUESDAY, APRIL 8, 2008

OFFICIAL RESULTS

PERCENT	TOTAL	PERCENT	WITH 8 OF 8 PRECINCTS REPORTING	TOTAL
01 = REGISTERED VOTERS - TOTAL ST. LOUIS CO	7,013			
02 = BALLOTS CAST - TOTAL ST. LOUIS COUNTY	1,023			
	01	02	03	
2412 SF12,19	583	99	16.98	
2413 SF13,14,23	1776	181	10.19	
2415 SF15,16,35	1920	311	16.20	
2418 SF18,20	1119	161	14.39	
2425 SF25	1121	200	17.84	
2426 SF26,40	28	3	10.71	
2428 SF28	353	43	12.18	
2436 SF36	113	25	22.12	

				VOTES	PERCENT	WITH 1 OF 1 PRECINCTS REPORTING
ALDERPERSON BELLEFONTAINE NEIGHBORS WARD 1						
(VOTE FOR ) 1						
01 = TONY MIGLIAZZO				265	98.51	
02 = INVALID WRITE-IN VOTES				4	1.49	
				01	02	
2415 SF15,16,35				265	4	

PERCENT	VOTES	PERCENT	WITH 3 OF 3 PRECINCTS REPORTING	VOTES
ALDERPERSON BELLEFONTAINE NEIGHBORS WARD 2				
(VOTE FOR ) 1				
01 = ARNIE C. DIENOFF				
02 = DON MERZ				
01				
02				
03				
2412 SF12,19				
2425 SF25				
2436 SF36				


				VOTES	PERCENT	WITH 3 OF 3 PRECINCTS REPORTING
ALDERPERSON BELLEFONTAINE NEIGHBORS WARD 3						
(VOTE FOR ) 1						
01 = JOHN G. JORDAN				179	98.35	
02 = INVALID WRITE-IN VOTES				3	1.65	
				01	02	
2418 SF18,20				137	3	
2426 SF26,40				2	0	
2428 SF28				40	0	


				VOTES	PERCENT	WITH 1 OF 1 PRECINCTS REPORTING
ALDERPERSON BELLEFONTAINE NEIGHBORS WARD 4						
(VOTE FOR ) 1						
01 = ANTHONY SMITH				159	99.38	
02 = INVALID WRITE-IN VOTES				1	.63	
				01	02	
2413 SF13,14,23				159	1	

				VOTES	PERCENT	WITH 8 OF 8 PRECINCTS REPORTING
PROPOSITION S BELLEFONTAINE NEIGHBORS						
**BONDS-STREET IMPROV (57.15% NEEDED)**						
(VOTE FOR ) 1						
01 = YES				555	55.56	
02 = NO				444	44.44	
				01	02	
2412 SF12,19				62	36	
2413 SF13,14,23				110	67	
2415 SF15,16,35				154	149	
2418 SF18,20				112	46	
2425 SF25				81	114	
2426 SF26,40				2	1	
2428 SF28				32	11	
2436 SF36				2	20	

				VOTES	PERCENT	WITH 8 OF 8 PRECINCTS REPORTING
PROPOSITION P BELLEFONTAINE NEIGHBORS						
**BONDS-POLICE (57.15% NEEDED)**						
(VOTE FOR ) 1						
01 = YES				566	56.94	
02 = NO				428	43.06	
				01	02	
2412 SF12,19				62	35	
2413 SF13,14,23				88	86	
2415 SF15,16,35				180	127	
2418 SF18,20				108	46	
2425 SF25				91	103	
2426 SF26,40				1	2	
2428 SF28				29	14	
2436 SF36				7	15	

WE, THE BOARD OF ELECTION COMMISSIONERS OF ST. LOUIS COUNTY, MISSOURI, ACTING AS THE VERIFICATION BOARD PURSUANT TO 115.507,R.S.Mo 1978, HEREBY CERTIFY THE FOREGOING TO BE A TRUE AND CORRECT ABSTRACT OF VOTES CAST FOR THE CANDIDATES AND ISSUES AT THE GENERAL MUNICIPAL ELECTION HELD IN ST. LOUIS COUNTY, MISSOURI, ON APRIL 8, 2008. IN TESTIMONY WHEREOF, WE HAVE HEREUNTO SET OUR HAND AT OUR OFFICE IN MAPLEWOOD, ST. LOUIS COUNTY, MISSOURI, ON APRIL 21, 2008.

  
JOHN J. DEHL, JR., CHAIRMAN

  
CHAIM H. ZIMBALIST, SECRETARY

  
ANITA T. YECKEL, COMMISSIONER

  
WILLIAM MILLER, JR., COMMISSIONER

ELECTION SUMMARY





GENERAL MUNICIPAL ELECTION  
 VILLAGE OF BELLERIVE ACRES  
 TUESDAY, APRIL 8, 2008

OFFICIAL RESULTS

		TOTAL	PERCENT	WITH 1 OF 1 PRECINCTS REPORTING	TOTAL
PERCENT					
01 = REGISTERED VOTERS - TOTAL ST. LOUIS CO		175		03 = VOTER TURNOUT - TOTAL ST. LOUIS COUNTY	44.57
02 = BALLOTS CAST - TOTAL ST. LOUIS COUNTY		78			
	01 02 03				
1914 NOR14	175 . 78	44.57			

		VOTES	PERCENT	WITH 1 OF 1 PRECINCTS REPORTING	VOTES
PERCENT					
TRUSTEE BELLERIVE ACRES					
(VOTE FOR ) 3					
01 = EDWARD J. HAYWOOD		61	31.94	03 = STEVE JONES	64 33.51
02 = DONALD K. MORICE		64	33.51	04 = INVALID WRITE-IN VOTES	2 1.05
	01 02 03 04				
1914 NOR14	61 64	64 2			

WE, THE BOARD OF ELECTION COMMISSIONERS OF ST. LOUIS COUNTY, MISSOURI, ACTING AS THE VERIFICATION BOARD PURSUANT TO 115.507,R.S.Mo 1978, HEREBY CERTIFY THE FOREGOING TO BE A TRUE AND CORRECT ABSTRACT OF VOTES CAST FOR THE CANDIDATES AND ISSUES AT THE GENERAL MUNICIPAL ELECTION HELD IN ST. LOUIS COUNTY, MISSOURI, ON APRIL 8, 2008. IN TESTIMONY WHEREOF, WE HAVE HEREUNTO SET OUR HAND AT OUR OFFICE IN MAPLEWOOD, ST. LOUIS COUNTY, MISSOURI, ON APRIL 21, 2008.

			
JOHN J. DIEHL, JR., CHAIRMAN	CHAIM H. ZIMBALIST, SECRETARY	ANITA T. YECKEL, COMMISSIONER	WILLIAM MILLER, JR., COMMISSIONER

ELECTION SUMMARY

GENERAL MUNICIPAL ELECTION  
VILLAGE OF BEL-NOR  
TUESDAY, APRIL 8, 2008





OFFICIAL RESULTS

		TOTAL	PERCENT	WITH 1 OF 1 PRECINCTS REPORTING	TOTAL
PERCENT					
01 = REGISTERED VOTERS - TOTAL ST. LOUIS CO		1,221		03 = VOTER TURNOUT - TOTAL ST. LOUIS COUNTY	32.92
02 = BALLOTS CAST - TOTAL ST. LOUIS COUNTY		402			
	01 02 03				
1915 NOR15	1221 . 402 32.92				

		VOTES	PERCENT	WITH 1 OF 1 PRECINCTS REPORTING	VOTES
PERCENT					
TRUSTEE BEL-NOR					
(VOTE FOR ) 2					
01 = CONRAD H. PHILIPP, JR.		283	40.37	03 = STEPHANIE A. KREIS	260 37.09
02 = SHAUN BUTLER		157	22.40	04 = INVALID WRITE-IN VOTES	1 .14
	01 02 03 04				
1915 NOR15	283 157 260 1				

		VOTES	PERCENT	WITH 1 OF 1 PRECINCTS REPORTING
PROPOSITION A BEL-NOR				
**BUSINESS LICENSE FEE**				
(VOTE FOR ) 1				
01 = YES		282	72.12	
02 = NO		109	27.88	
	01 02			
1915 NOR15	282 109			

WE, THE BOARD OF ELECTION COMMISSIONERS OF ST. LOUIS COUNTY, MISSOURI, ACTING AS THE VERIFICATION BOARD PURSUANT TO 115.507,R.S.Mo 1978, HEREBY CERTIFY THE FOREGOING TO BE A TRUE AND CORRECT ABSTRACT OF VOTES CAST FOR THE CANDIDATES AND ISSUES AT THE GENERAL MUNICIPAL ELECTION HELD IN ST. LOUIS COUNTY, MISSOURI, ON APRIL 8, 2008. IN TESTIMONY WHEREOF, WE HAVE HEREUNTO SET OUR HAND AT OUR OFFICE IN MAPLEWOOD, ST. LOUIS COUNTY, MISSOURI, ON APRIL 21, 2008.

			
JOHN J. DEHL, JR., CHAIRMAN	CHAIM H. ZIMBALIST, SECRETARY	ANITA T. YECKEL, COMMISSIONER	WILLIAM MILLER, JR., COMMISSIONER

ELECTION SUMMARY





GENERAL MUNICIPAL ELECTION  
VILLAGE OF BEL-RIDGE  
TUESDAY, APRIL 8, 2008

OFFICIAL RESULTS

PERCENT	TOTAL	PERCENT	WITH 3 OF 3 PRECINCTS REPORTING	TOTAL
01 = REGISTERED VOTERS - TOTAL ST. LOUIS CO	1,566		03 = VOTER TURNOUT - TOTAL ST. LOUIS COUNTY	10.86
02 = BALLOTS CAST - TOTAL ST. LOUIS COUNTY	170			
	01	02	03	
0150 AP50	663	74	11.16	
1921 NOR21	902	96	10.64	
1938 NOR38	1	0	.00	

PERCENT	VOTES	PERCENT	WITH 3 OF 3 PRECINCTS REPORTING	VOTES						
TRUSTEE BEL-RIDGE (VOTE FOR ) 4										
01 = MARILYN MARTIN	75	13.46	06 = HENRY WATTS	100 17.95						
02 = JEROME CASTROGIOVANNI	46	8.26	07 = COOKIE LOUISE THOMPSON	85 15.26						
03 = LESLIE CASTROGIOVANNI	38	6.82	08 = PAT SNIDER	74 13.29						
04 = MARLENE L. DINKINS	30	5.39	09 = ERNIE DEBRES	70 12.57						
05 = BERNADETTE V. TATE	38	6.82	10 = INVALID WRITE-IN VOTES	1 .18						
	01	02	03	04	05	06	07	08	09	10
0150 AP50	21	12	9	10	14	39	41	42	43	0
1921 NOR21	54	34	29	20	24	61	44	32	27	1
1938 NOR38	0	0	0	0	0	0	0	0	0	0

WE, THE BOARD OF ELECTION COMMISSIONERS OF ST. LOUIS COUNTY, MISSOURI, ACTING AS THE VERIFICATION BOARD PURSUANT TO 115.507,R.S.Mo 1978, HEREBY CERTIFY THE FOREGOING TO BE A TRUE AND CORRECT ABSTRACT OF VOTES CAST FOR THE CANDIDATES AND ISSUES AT THE GENERAL MUNICIPAL ELECTION HELD IN ST. LOUIS COUNTY, MISSOURI, ON APRIL 8, 2008. IN TESTIMONY WHEREOF, WE HAVE HEREUNTO SET OUR HAND AT OUR OFFICE IN MAPLEWOOD, ST. LOUIS COUNTY, MISSOURI, ON APRIL 21, 2008.

 JOHN J. DEHL, JR., CHAIRMAN
  CHAIM H. ZIMBALIST, SECRETARY
  ANITA T. YECKEL, COMMISSIONER
  WILLIAM MILLER, JR., COMMISSIONER



ELECTION SUMMARY

GENERAL MUNICIPAL ELECTION  
CITY OF BERKELEY  
TUESDAY, APRIL 8, 2008

OFFICIAL RESULTS

		TOTAL	PERCENT	WITH 7 OF 7 PRECINCTS REPORTING		TOTAL
PERCENT						
01 = REGISTERED VOTERS - TOTAL ST. LOUIS CO		6,394				
02 = BALLOTS CAST - TOTAL ST. LOUIS COUNTY		907				14.19
	01 02 03					
0110 AP10	1127 160	14.20				
0127 AP27,54	701 72	10.27				
0136 AP36	129 6	4.65				
0156 AP56	807 120	14.87				
0157 AP57	207 63	30.43				
2003 NRW3,4,6,AP55	2063 323	15.66				
2005 NRW5	1360 163	11.99				

		VOTES	PERCENT	WITH 7 OF 7 PRECINCTS REPORTING		VOTES
PERCENT						
MAYOR BERKELEY						
(VOTE FOR ) 1						
01 = BABATUNDE DEINBO		323	36.75			
02 = KYRA WATSON		362	41.18	04 = MARCUS J. WILKES	55	6.26
03 = LOUIS ERVIN BOWSER		137	15.59	05 = INVALID WRITE-IN VOTES	2	.23
	01 02 03 04 05					
0110 AP10	68 44 36	11	0			
0127 AP27,54	16 43 10	3	0			
0136 AP36	3 1 2	0	0			
0156 AP56	38 56 15	5	0			
0157 AP57	7 21 19	6	0			
2003 NRW3,4,6,AP55	107 147 44	18	1			
2005 NRW5	84 50 11	12	1			

		VOTES	PERCENT	WITH 1 OF 1 PRECINCTS REPORTING		VOTES
PERCENT						
COUNCIL MEMBER BERKELEY WARD 2						
(VOTE FOR ) 1						
01 = IRENE V. CALTON		122	77.71			
02 = LEROY R. ANDERSON		35	22.29	03 = INVALID WRITE-IN VOTES	0	
	01 02 03					
2005 NRW5	122 35 0					

		VOTES	PERCENT	WITH 3 OF 3 PRECINCTS REPORTING		VOTES
PERCENT						
COUNCIL MEMBER BERKELEY WARD 4						
(VOTE FOR ) 1						
01 = LOUVENIA MATHISON		116	67.05			
02 = DONALD VAUGHN CROSS		57	32.95	03 = INVALID WRITE-IN VOTES	0	
	01 02 03					
0136 AP36	5 1 0					
0156 AP56	85 27 0					
0157 AP57	26 29 0					

		VOTES	PERCENT	WITH 7 OF 7 PRECINCTS REPORTING	
PROPOSITION A BERKELEY					
**CHARTER AMEND-COUNCIL PAY**					
(VOTE FOR ) 1					
01 = YES		304	37.81		
02 = NO		500	62.19		
	01 02				
0110 AP10	46 108				
0127 AP27,54	31 36				
0136 AP36	2 4				
0156 AP56	38 66				
0157 AP57	29 16				
2003 NRW3,4,6,AP55	108 176				
2005 NRW5	50 94				

		VOTES	PERCENT	WITH 7 OF 7 PRECINCTS REPORTING	
PROPOSITION B BERKELEY					
**CHARTER AMEND-FILL VACANCIES**					
(VOTE FOR ) 1					
01 = YES		478	61.20		
02 = NO		303	38.80		
	01 02				
0110 AP10	97 54				
0127 AP27,54	38 23				
0136 AP36	3 3				
0156 AP56	66 38				
0157 AP57	22 20				
2003 NRW3,4,6,AP55	165 109				
2005 NRW5	87 56				

		VOTES	PERCENT	WITH 7 OF 7 PRECINCTS REPORTING	
PROPOSITION C BERKELEY					
**REPEAL CHARTER VI-6 - RE EMPLOYEES**					
(VOTE FOR ) 1					
01 = YES		399	52.85		
02 = NO		356	47.15		
	01 02				
0110 AP10	80 68				
0127 AP27,54	30 30				
0136 AP36	3 3				

0156 AP56	56	47
0157 AP57	25	16
2003 NRW3,4,6,AP55	126	128
2005 NRW5	79	64

=====

VOTES PERCENT WITH 7 OF 7 PRECINCTS REPORTING

PROPOSITION D BERKELEY  
 \*\*CHARTER ADMEND-COUNCIL ELECTIONS\*\*  
 (VOTE FOR ) 1  
 01 = YES  
 02 = NO

582	73.86
206	26.14

01	02
----	----

0110 AP10	120	29
0127 AP27,54	52	13
0136 AP36	3	3
0156 AP56	78	30
0157 AP57	32	12
2003 NRW3,4,6,AP55	201	71
2005 NRW5	96	48

=====

VOTES PERCENT WITH 7 OF 7 PRECINCTS REPORTING

PROPOSITION E BERKELEY  
 \*\*CHARTER ADMEND-ELECTION IF TIE VOTE\*\*  
 (VOTE FOR ) 1  
 01 = YES  
 02 = NO

440	56.77
335	43.23

01	02
----	----

0110 AP10	91	60
0127 AP27,54	40	23
0136 AP36	2	4
0156 AP56	62	42
0157 AP57	25	14
2003 NRW3,4,6,AP55	137	131
2005 NRW5	83	61

=====

VOTES PERCENT WITH 7 OF 7 PRECINCTS REPORTING

PROPOSITION F BERKELEY  
 \*\*CHARTER ADMEND-COUNCIL RECALL\*\*  
 (VOTE FOR ) 1  
 01 = YES  
 02 = NO

460	59.35
315	40.65

01	02
----	----

0110 AP10	94	54
0127 AP27,54	39	24
0136 AP36	1	5
0156 AP56	60	45
0157 AP57	26	16
2003 NRW3,4,6,AP55	151	118
2005 NRW5	89	53

=====

VOTES PERCENT WITH 7 OF 7 PRECINCTS REPORTING

PROPOSITION G BERKELEY  
 \*\*REPEAL CHARTER X-8 - VOTING MACHINES\*\*  
 (VOTE FOR ) 1  
 01 = YES  
 02 = NO

332	43.86
425	56.14

01	02
----	----

0110 AP10	60	85
0127 AP27,54	28	32
0136 AP36	1	5
0156 AP56	49	59
0157 AP57	24	18
2003 NRW3,4,6,AP55	104	158
2005 NRW5	66	68

=====

VOTES PERCENT WITH 7 OF 7 PRECINCTS REPORTING


PROPOSITION H BERKELEY  
 \*\*CHARTER AMEND-RECALL ELECTION FEE\*\*  
 (VOTE FOR ) 1  
 01 = YES  
 02 = NO

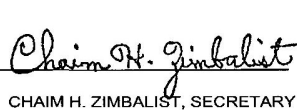
398	51.62
373	48.38

01	02
----	----


0110 AP10	75	75
0127 AP27,54	40	24
0136 AP36	1	5
0156 AP56	56	49
0157 AP57	19	19
2003 NRW3,4,6,AP55	126	141
2005 NRW5	81	60

WE, THE BOARD OF ELECTION COMMISSIONERS OF ST. LOUIS COUNTY, MISSOURI, ACTING AS THE VERIFICATION BOARD PURSUANT TO 115.507,R.S.Mo 1978, HEREBY CERTIFY THE FOREGOING TO BE A TRUE AND CORRECT ABSTRACT OF VOTES CAST FOR THE CANDIDATES AND ISSUES AT THE GENERAL MUNICIPAL ELECTION HELD IN ST. LOUIS COUNTY, MISSOURI, ON APRIL 8, 2008. IN TESTIMONY WHEREOF, WE HAVE HEREUNTO SET OUR HAND AT OUR OFFICE IN MAPLEWOOD, ST. LOUIS COUNTY, MISSOURI, ON APRIL 21, 2008.

  
 JOHN J. DEHL, JR., CHAIRMAN

  
 CHAIM H. ZIMBALIST, SECRETARY

  
 ANITA T. YECKEL, COMMISSIONER

  
 WILLIAM MILLER, JR., COMMISSIONER



ELECTION SUMMARY

GENERAL MUNICIPAL ELECTION  
CITY OF BEVERLY HILLS  
TUESDAY, APRIL 8, 2008





OFFICIAL RESULTS

		TOTAL	PERCENT	WITH 2 OF 2 PRECINCTS REPORTING	TOTAL
PERCENT					
01 = REGISTERED VOTERS - TOTAL ST. LOUIS CO		429		03 = VOTER TURNOUT - TOTAL ST. LOUIS COUNTY	29.84
02 = BALLOTS CAST - TOTAL ST. LOUIS COUNTY		128			
	01 02 03				
1922 NOR22	244 . 63 25.82				
1933 NOR33	185 . 65 35.14				

		VOTES	PERCENT	WITH 1 OF 1 PRECINCTS REPORTING	VOTES
PERCENT					
ALDERPERSON BEVERLY HILLS WARD 1 (VOTE FOR ) 1		34	52.31	03 = INVALID WRITE-IN VOTES	0
01 = MYRTLE D. SPANN		31	47.69		
02 = KENNETH HALL	01 02 03				
1933 NOR33	34 31 0				

		VOTES	PERCENT	WITH 1 OF 1 PRECINCTS REPORTING	VOTES
PERCENT					
ALDERPERSON BEVERLY HILLS WARD 2 (VOTE FOR ) 1		35	55.56	03 = INVALID WRITE-IN VOTES	0
01 = LISA E. JONES		28	44.44		
02 = DENISE C. LEACH	01 02 03				
1922 NOR22	35 28 0				

WE, THE BOARD OF ELECTION COMMISSIONERS OF ST. LOUIS COUNTY, MISSOURI, ACTING AS THE VERIFICATION BOARD PURSUANT TO 115.507,R.S.Mo 1978, HEREBY CERTIFY THE FOREGOING TO BE A TRUE AND CORRECT ABSTRACT OF VOTES CAST FOR THE CANDIDATES AND ISSUES AT THE GENERAL MUNICIPAL ELECTION HELD IN ST. LOUIS COUNTY, MISSOURI, ON APRIL 8, 2008. IN TESTIMONY WHEREOF, WE HAVE HEREUNTO SET OUR HAND AT OUR OFFICE IN MAPLEWOOD, ST. LOUIS COUNTY, MISSOURI, ON APRIL 21, 2008.

JOHN J. DEHL, JR., CHAIRMAN      CHAIM H. ZIMBALIST, SECRETARY      ANITA T. YECKEL, COMMISSIONER      WILLIAM MILLER, JR., COMMISSIONER

ELECTION SUMMARY

GENERAL MUNICIPAL ELECTION  
CITY OF BLACK JACK  
TUESDAY, APRIL 8, 2008

OFFICIAL RESULTS

PERCENT	TOTAL	PERCENT	WITH 6 OF 6 PRECINCTS REPORTING	TOTAL
01 = REGISTERED VOTERS - TOTAL ST. LOUIS CO	4,613		03 = VOTER TURNOUT - TOTAL ST. LOUIS COUNTY	7.31
02 = BALLOTS CAST - TOTAL ST. LOUIS COUNTY	337			
	01	02	03	
0717 FER17	285	6	2.11	
0718 FER18	337	19	5.64	
0719 FER19	1167	53	4.54	
2515 SPL15, FER16	1221	188	15.40	
2521 SPL21	622	39	6.27	
2522 SPL22	981	32	3.26	

=====				
	VOTES	PERCENT	WITH 1 OF 1 PRECINCTS REPORTING	
COUNCIL MEMBER BLACK JACK WARD 1 (VOTE FOR ) 1				
01 = DONALD KRANK	44	95.65		
02 = INVALID WRITE-IN VOTES	2	4.35		
	01	02		
0719 FER19	44	2		


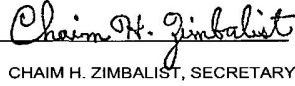


=====				
	VOTES	PERCENT	WITH 2 OF 2 PRECINCTS REPORTING	
COUNCIL MEMBER BLACK JACK WARD 2 (VOTE FOR ) 1				
01 = SANDRA K. MULLER	37	94.87		
02 = INVALID WRITE-IN VOTES	2	5.13		
	01	02		
0717 FER17	6	0		
2521 SPL21	31	2		

=====				
	VOTES	PERCENT	WITH 1 OF 1 PRECINCTS REPORTING	VOTES
PERCENT				
COUNCIL MEMBER BLACK JACK WARD 3 (VOTE FOR ) 1				
01 = GREGORY L. ANDERSON	14	7.45	03 = DELSIE BOYD	62 32.98
02 = LEO SIMMONS	112	59.57	04 = INVALID WRITE-IN VOTES	0
	01	02	03	04
2515 SPL15, FER16	14	112	62	0

=====				
	VOTES	PERCENT	WITH 2 OF 2 PRECINCTS REPORTING	
COUNCIL MEMBER BLACK JACK WARD 4 (VOTE FOR ) 1				
01 = BENJAMIN ALLEN	47	95.92		
02 = INVALID WRITE-IN VOTES	2	4.08		
	01	02		
0718 FER18	18	1		
2522 SPL22	29	1		

=====

WE, THE BOARD OF ELECTION COMMISSIONERS OF ST. LOUIS COUNTY, MISSOURI, ACTING AS THE VERIFICATION BOARD PURSUANT TO 115.507.R.S.Mo 1978, HEREBY CERTIFY THE FOREGOING TO BE A TRUE AND CORRECT ABSTRACT OF VOTES CAST FOR THE CANDIDATES AND ISSUES AT THE GENERAL MUNICIPAL ELECTION HELD IN ST. LOUIS COUNTY, MISSOURI, ON APRIL 8, 2008. IN TESTIMONY WHEREOF, WE HAVE HEREUNTO SET OUR HAND AT OUR OFFICE IN MAPLEWOOD, ST. LOUIS COUNTY, MISSOURI, ON APRIL 21, 2008.

JOHN J. DEHL, JR., CHAIRMAN    CHAIM H. ZIMBALIST, SECRETARY    ANITA T. YECKEL, COMMISSIONER    WILLIAM MILLER, JR., COMMISSIONER

ELECTION SUMMARY

GENERAL MUNICIPAL ELECTION  
CITY OF BRECKENRIDGE HILLS  
TUESDAY, APRIL 8, 2008

OFFICIAL RESULTS

PERCENT	TOTAL	PERCENT	WITH 4 OF 4 PRECINCTS REPORTING	TOTAL
01 = REGISTERED VOTERS - TOTAL ST. LOUIS CO	2,355			
02 = BALLOTS CAST - TOTAL ST. LOUIS COUNTY	461			
	01	02	03	
1707 MID7,AP22	516	80	15	50
1721 MID21,41	565	110	19	47
1722 MID22	666	132	19	82
1747 MID47	608	139	22	86

PERCENT	VOTES	PERCENT	WITH 4 OF 4 PRECINCTS REPORTING	VOTES
MAYOR BRECKENRIDGE HILLS (VOTE FOR ) 1				
01 = ANITA M. MASON	224	48.80	03 = CHARLES E. ADERS	59
02 = PAUL R. WINGENBACH	176	38.34	04 = INVALID WRITE-IN VOTES	0
	01	02	03	04
1707 MID7,AP22	33	37	10	0
1721 MID21,41	60	35	14	0
1722 MID22	71	44	17	0
1747 MID47	60	60	18	0




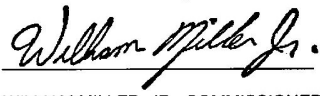
PERCENT	VOTES	PERCENT	WITH 1 OF 1 PRECINCTS REPORTING	VOTES
COUNCIL MEMBER BRECKENRIDGE HILLS WARD 1 (VOTE FOR ) 1				
01 = JACK R. SHREWSBURY	56	54.90	03 = INVALID WRITE-IN VOTES	1
02 = DOROTHY L. NOLAN	45	44.12		.98
	01	02	03	
1721 MID21,41	56	45	1	

PERCENT	VOTES	PERCENT	WITH 1 OF 1 PRECINCTS REPORTING	VOTES
COUNCIL MEMBER BRECKENRIDGE HILLS WARD 2 (VOTE FOR ) 1				
01 = ROSE CASON	69	51.11	03 = INVALID WRITE-IN VOTES	0
02 = ARCHIE LEDBETTER	66	48.89		
	01	02	03	
1747 MID47	69	66	0	

PERCENT	VOTES	PERCENT	WITH 1 OF 1 PRECINCTS REPORTING	VOTES
COUNCIL MEMBER BRECKENRIDGE HILLS WARD 3 (VOTE FOR ) 1				
01 = DENNIS J. BEEMAN	73	56.59	03 = INVALID WRITE-IN VOTES	0
02 = CHERYL L. MATLOCK	56	43.41		
	01	02	03	
1722 MID22	73	56	0	

PERCENT	VOTES	PERCENT	WITH 1 OF 1 PRECINCTS REPORTING	VOTES
COUNCIL MEMBER BRECKENRIDGE HILLS WARD 4 (VOTE FOR ) 1				
01 = KEN WOMACK	28	36.84	03 = INVALID WRITE-IN VOTES	1
02 = KENNETH BLANKENSHIP	47	61.84		1.32
	01	02	03	
1707 MID7,AP22	28	47	1	

WE, THE BOARD OF ELECTION COMMISSIONERS OF ST. LOUIS COUNTY, MISSOURI, ACTING AS THE VERIFICATION BOARD PURSUANT TO 115.507,R.S.Mo 1978, HEREBY CERTIFY THE FOREGOING TO BE A TRUE AND CORRECT ABSTRACT OF VOTES CAST FOR THE CANDIDATES AND ISSUES AT THE GENERAL MUNICIPAL ELECTION HELD IN ST. LOUIS COUNTY, MISSOURI, ON APRIL 8, 2008. IN TESTIMONY WHEREOF, WE HAVE HEREUNTO SET OUR HAND AT OUR OFFICE IN MAPLEWOOD, ST. LOUIS COUNTY, MISSOURI, ON APRIL 21, 2008.

JOHN J. DEHL, JR., CHAIRMAN      CHAIM H. ZIMBALIST, SECRETARY      ANITA T. YECKEL, COMMISSIONER      WILLIAM MILLER, JR., COMMISSIONER

ELECTION SUMMARY

GENERAL MUNICIPAL ELECTION  
CITY OF BRENTWOOD  
TUESDAY, APRIL 8, 2008

OFFICIAL RESULTS

PERCENT	TOTAL	PERCENT	WITH 4 OF 4 PRECINCTS REPORTING	TOTAL
01 = REGISTERED VOTERS - TOTAL ST. LOUIS CO	5,447		03 = VOTER TURNOUT - TOTAL ST. LOUIS COUNTY	5.65
02 = BALLOTS CAST - TOTAL ST. LOUIS COUNTY	308			
	01	02	03	
	1267	67	5.29	
0530 CLA30,31,57,58	1599	82	5.13	
0532 CLA32,35,42,43	1180	72	6.10	
0538 CLA38,39,41	1401	87	6.21	
0546 CLA46,48,49,51				

=====				
		VOTES	PERCENT	WITH 1 OF 1 PRECINCTS REPORTING
ALDERPERSON BRENTWOOD WARD 1				
(VOTE FOR ) 1				
01 = BARBARA B. CLEMENTS		62	95.38	
02 = INVALID WRITE-IN VOTES		3	4.62	
	01	02		
	62	3		
0532 CLA32,35,42,43				


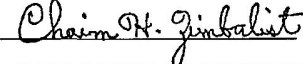

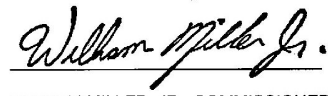
=====				
		VOTES	PERCENT	WITH 1 OF 1 PRECINCTS REPORTING
ALDERPERSON BRENTWOOD WARD 1 (UNEXPIRED TERM)				
(VOTE FOR ) 1				
01 = ANTHONY HARPER		68	95.77	
02 = INVALID WRITE-IN VOTES		3	4.23	
	01	02		
	68	3		
0532 CLA32,35,42,43				

=====				
		VOTES	PERCENT	WITH 1 OF 1 PRECINCTS REPORTING
ALDERPERSON BRENTWOOD WARD 2				
(VOTE FOR ) 1				
01 = MICHAEL K. MARSHALL		66	95.65	
02 = INVALID WRITE-IN VOTES		3	4.35	
	01	02		
	66	3		
0538 CLA38,39,41				

=====				
		VOTES	PERCENT	WITH 1 OF 1 PRECINCTS REPORTING
ALDERPERSON BRENTWOOD WARD 3				
(VOTE FOR ) 1				
01 = ANDREW G. LEAHY		85	97.70	
02 = INVALID WRITE-IN VOTES		2	2.30	
	01	02		
	85	2		
0546 CLA46,48,49,51				

=====				
		VOTES	PERCENT	WITH 1 OF 1 PRECINCTS REPORTING
ALDERPERSON BRENTWOOD WARD 4				
(VOTE FOR ) 1				
01 = LORRAINE KREWSON		62	93.94	
02 = INVALID WRITE-IN VOTES		4	6.06	
	01	02		
	62	4		
0530 CLA30,31,57,58				

WE, THE BOARD OF ELECTION COMMISSIONERS OF ST. LOUIS COUNTY, MISSOURI, ACTING AS THE VERIFICATION BOARD PURSUANT TO 115.507,R.S.Mo 1978, HEREBY CERTIFY THE FOREGOING TO BE A TRUE AND CORRECT ABSTRACT OF VOTES CAST FOR THE CANDIDATES AND ISSUES AT THE GENERAL MUNICIPAL ELECTION HELD IN ST. LOUIS COUNTY, MISSOURI, ON APRIL 8, 2008. IN TESTIMONY WHEREOF, WE HAVE HEREUNTO SET OUR HAND AT OUR OFFICE IN MAPLEWOOD, ST. LOUIS COUNTY, MISSOURI, ON APRIL 21, 2008.

JOHN J. DIEHL, JR., CHAIRMAN      CHAIM H. ZIMBALIST, SECRETARY      ANITA T. YECKEL, COMMISSIONER      WILLIAM MILLER, JR., COMMISSIONER

ELECTION SUMMARY

GENERAL MUNICIPAL ELECTION  
CITY OF BRIDGETON  
TUESDAY, APRIL 8, 2008

OFFICIAL RESULTS

	TOTAL	PERCENT	WITH 14 OF 14 PRECINCTS REPORTING	TOTAL
PERCENT				
01 = REGISTERED VOTERS - TOTAL ST. LOUIS CO	7,597		03 = VOTER TURNOUT - TOTAL ST. LOUIS COUNTY	5.21
02 = BALLOTS CAST - TOTAL ST. LOUIS COUNTY	396			
	01	02	03	
0117 AP17,26,42	1828	79	4.32	
0123 AP23	263	7	2.66	
0129 AP29,35	283	4	1.41	
0147 AP47	45	1	2.22	
2103 NW3	731	42	5.75	
2106 NW6,29	2	0	.00	
2112 NW12	1338	75	5.61	
2114 NW14,26,37	880	57	6.48	
2117 NW17,AP38	1	0	.00	
2131 NW31,AP12	501	24	4.79	
2132 NW32,43,51	772	55	7.12	
2142 NW42,50	392	21	5.36	
2144 NW44	47	7	14.89	
2153 NW53	514	24	4.67	

=====

WITH 5 OF 5 PRECINCTS REPORTING

COUNCIL MEMBER BRIDGETON WARD 1 (VOTE FOR ) 1	VOTES	PERCENT
01 = JUDY PICKETT	33	100.00
02 = INVALID WRITE-IN VOTES	0	
	01	02
0129 AP29,35	4	0
0147 AP47	1	0
2117 NW17,AP38	0	0
2131 NW31,AP12	22	0
2144 NW44	6	0

=====

WITH 3 OF 3 PRECINCTS REPORTING

COUNCIL MEMBER BRIDGETON WARD 2 (VOTE FOR ) 1	VOTES	PERCENT
01 = LINDA J. EAKER	71	100.00
02 = INVALID WRITE-IN VOTES	0	
	01	02
2106 NW6,29	0	0
2132 NW32,43,51	54	0
2142 NW42,50	17	0

=====

WITH 3 OF 3 PRECINCTS REPORTING

COUNCIL MEMBER BRIDGETON WARD 3 (VOTE FOR ) 1	VOTES	PERCENT
01 = CHRISTINE WAITMAN	128	97.71
02 = INVALID WRITE-IN VOTES	3	2.29
	01	02
2103 NW3	38	2
2112 NW12	70	1
2153 NW53	20	0





=====

WITH 3 OF 3 PRECINCTS REPORTING

COUNCIL MEMBER BRIDGETON WARD 4 (VOTE FOR ) 1	VOTES	PERCENT
01 = BARBARA ABRAM	133	97.79
02 = INVALID WRITE-IN VOTES	3	2.21
	01	02
0117 AP17,26,42	77	1
0123 AP23	7	0
2114 NW14,26,37	49	2

=====

WE, THE BOARD OF ELECTION COMMISSIONERS OF ST. LOUIS COUNTY, MISSOURI, ACTING AS THE VERIFICATION BOARD PURSUANT TO 115.507 R.S.Mo 1978, HEREBY CERTIFY THE FOREGOING TO BE A TRUE AND CORRECT ABSTRACT OF VOTES CAST FOR THE CANDIDATES AND ISSUES AT THE GENERAL MUNICIPAL ELECTION HELD IN ST. LOUIS COUNTY, MISSOURI, ON APRIL 8, 2008. IN TESTIMONY WHEREOF, WE HAVE HEREUNTO SET OUR HAND AT OUR OFFICE IN MAPLEWOOD, ST. LOUIS COUNTY, MISSOURI, ON APRIL 21, 2008.

 JOHN J. DEHL, JR., CHAIRMAN
  CHAIM H. ZIMBALIST, SECRETARY
  ANITA T. YECKEL, COMMISSIONER
  WILLIAM MILLER, JR., COMMISSIONER



ELECTION SUMMARY





GENERAL MUNICIPAL ELECTION  
 VILLAGE OF CALVERTON PARK  
 TUESDAY, APRIL 8, 2008

OFFICIAL RESULTS

		TOTAL	PERCENT	WITH 1 OF 1 PRECINCTS REPORTING	TOTAL
PERCENT					
01 = REGISTERED VOTERS - TOTAL ST. LOUIS CO		817		03 = VOTER TURNOUT - TOTAL ST. LOUIS COUNTY	6.24
02 = BALLOTS CAST - TOTAL ST. LOUIS COUNTY		51			
	01 02 03				
0713 FER13,23	817 . 51	6.24			

		VOTES	PERCENT	WITH 1 OF 1 PRECINCTS REPORTING	VOTES
PERCENT					
TRUSTEE CALVERTON PARK					
(VOTE FOR ) 2					
01 = DIANE ARNOLD		40	50.63	03 = INVALID WRITE-IN VOTES	1 1.27
02 = JAMES A. PAUNOVICH		38	48.10		
	01 02 03				
0713 FER13,23	40 38	1			

WE, THE BOARD OF ELECTION COMMISSIONERS OF ST. LOUIS COUNTY, MISSOURI, ACTING AS THE VERIFICATION BOARD PURSUANT TO 115.507,R.S.Mo 1978, HEREBY CERTIFY THE FOREGOING TO BE A TRUE AND CORRECT ABSTRACT OF VOTES CAST FOR THE CANDIDATES AND ISSUES AT THE GENERAL MUNICIPAL ELECTION HELD IN ST. LOUIS COUNTY, MISSOURI, ON APRIL 8, 2008. IN TESTIMONY WHEREOF, WE HAVE HEREUNTO SET OUR HAND AT OUR OFFICE IN MAPLEWOOD, ST. LOUIS COUNTY, MISSOURI, ON APRIL 21, 2008.

			
JOHN J. DEHL, JR., CHAIRMAN	CHAIM H. ZIMBALIST, SECRETARY	ANITA T. YECKEL, COMMISSIONER	WILLIAM MILLER, JR., COMMISSIONER

ELECTION SUMMARY

GENERAL MUNICIPAL ELECTION  
CITY OF CHARLACK  
TUESDAY, APRIL 8, 2008





OFFICIAL RESULTS

		TOTAL	PERCENT	WITH 3 OF 3 PRECINCTS REPORTING		TOTAL
PERCENT						
01 = REGISTERED VOTERS - TOTAL ST. LOUIS CO		713			03 = VOTER TURNOUT - TOTAL ST. LOUIS COUNTY	14.87
02 = BALLOTS CAST - TOTAL ST. LOUIS COUNTY		106				
	01 02 03					
1716 MID16,36	414 . 53	12.80				
1729 MID29,40	220 . 51	23.18				
1749 MID49	79 . 2	2.53				

		VOTES	PERCENT	WITH 2 OF 2 PRECINCTS REPORTING		VOTES
ALDERPERSON CHARLACK WARD 1						
(VOTE FOR ) 1						
01 = JARED GILBERT		16	30.19		03 = INVALID WRITE-IN VOTES	0
02 = CHRIS BRUN		37	69.81			
	01 02 03					
1729 MID29,40	16 35	0				
1749 MID49	0 2	0				

		VOTES	PERCENT	WITH 1 OF 1 PRECINCTS REPORTING	
ALDERPERSON CHARLACK WARD 2					
(VOTE FOR ) 1					
01 = GENE SPEED		24	50.00		
02 = INVALID WRITE-IN VOTES		24	50.00		
	01 02				
1716 MID16,36	24 24				

WE, THE BOARD OF ELECTION COMMISSIONERS OF ST. LOUIS COUNTY, MISSOURI, ACTING AS THE VERIFICATION BOARD PURSUANT TO 115.507,R.S.Mo 1978, HEREBY CERTIFY THE FOREGOING TO BE A TRUE AND CORRECT ABSTRACT OF VOTES CAST FOR THE CANDIDATES AND ISSUES AT THE GENERAL MUNICIPAL ELECTION HELD IN ST. LOUIS COUNTY, MISSOURI, ON APRIL 8, 2008. IN TESTIMONY WHEREOF, WE HAVE HEREUNTO SET OUR HAND AT OUR OFFICE IN MAPLEWOOD, ST. LOUIS COUNTY, MISSOURI, ON APRIL 21, 2008.

			
JOHN J. DEHL, JR., CHAIRMAN	CHAIM H. ZIMBALIST, SECRETARY	ANITA T. YECKEL, COMMISSIONER	WILLIAM MILLER, JR., COMMISSIONER

ELECTION SUMMARY

GENERAL MUNICIPAL ELECTION  
CITY OF CHESTERFIELD  
TUESDAY, APRIL 8, 2008

OFFICIAL RESULTS

PERCENT	TOTAL	PERCENT	WITH 34 OF 34 PRECINCTS REPORTING	TOTAL
01 = REGISTERED VOTERS - TOTAL ST. LOUIS CO	34,789		03 = VOTER TURNOUT - TOTAL ST. LOUIS COUNTY	8.84
02 = BALLOTS CAST - TOTAL ST. LOUIS COUNTY	3,074			
	01	02	03	
0402 CHE2	312	29	9.29	
0408 CHE8,33	1624	196	12.07	
0410 CHE10	764	87	11.39	
0412 CHE12	418	47	11.24	
0414 CHE14,LAF37	226	32	14.16	
0415 CHE15,16	1676	242	14.44	
0418 CHE18,41	1490	226	15.17	
0419 CHE19	770	46	5.97	
0422 CHE22,45,LAF12	1750	129	7.37	
0430 CHE30	583	28	4.80	
0436 CHE36	160	24	15.00	
0437 CHE37	841	104	12.37	
0442 CHE42,44,LAF30	1703	138	8.10	
0446 CHE46	1895	155	8.18	
0448 CHE48	971	62	6.39	
0452 CHE52	16	1	6.25	
1206 LAF6	1163	72	6.19	
1208 LAF8,11	1432	76	5.31	
1209 LAF9,10	984	92	9.35	
1214 LAF14,33	1771	149	8.41	
1226 LAF26,32,CHE31,32	1208	89	7.37	
1228 LAF28	905	100	11.05	
1229 LAF29	1061	130	12.25	
1231 LAF31	891	78	8.75	
1241 LAF41	1129	179	15.85	
1242 LAF42	445	76	17.08	
1601 MHT1,4,5	1350	61	4.52	
1602 MHT2,26	1342	92	6.86	
1603 MHT3,24,MR27,79	1527	88	5.76	
1607 MHT7,39,MR52	1057	43	4.07	
1619 MHT19,27	1484	118	7.95	
1818 MR18,64	698	37	5.30	
1823 MR23,53,CHE23	899	32	3.56	
1855 MR55	244	16	6.56	

		VOTES	PERCENT	WITH 7 OF 7 PRECINCTS REPORTING
COUNCIL MEMBER CHESTERFIELD WARD 1 (VOTE FOR ) 1				
01 = BARRY FLACHSBART		413	96.72	
02 = INVALID WRITE-IN VOTES		14	3.28	
	01	02		
0448 CHE48	54	1		
1601 MHT1,4,5	48	0		
1602 MHT2,26	75	4		
1603 MHT3,24,MR27,79	73	1		
1607 MHT7,39,MR52	37	2		
1619 MHT19,27	98	6		
1823 MR23,53,CHE23	28	0		

		VOTES	PERCENT	WITH 9 OF 9 PRECINCTS REPORTING	VOTES
PERCENT COUNCIL MEMBER CHESTERFIELD WARD 2 (VOTE FOR ) 1					
01 = BRUCE GEIGER		532	82.61	03 = LYNN OCONNOR	59 9.16
02 = LAURIE BENNETT		51	7.92	04 = INVALID WRITE-IN VOTES	2 .31
	01	02	03	04	
0412 CHE12	44	0	0	0	
0419 CHE19	42	4	0	0	
0422 CHE22,45,LAF12	97	11	10	2	
0430 CHE30	20	3	2	0	
0442 CHE42,44,LAF30	114	7	10	0	
0446 CHE46	116	14	20	0	
1231 LAF31	61	6	10	0	
1818 MR18,64	27	4	4	0	
1855 MR55	11	2	3	0	


		VOTES	PERCENT	WITH 10 OF 10 PRECINCTS REPORTING	VOTES
PERCENT COUNCIL MEMBER CHESTERFIELD WARD 3 (VOTE FOR ) 1					
01 = MIKE CASEY		587	75.55	03 = INVALID WRITE-IN VOTES	2 .26
02 = JON HARRIS		188	24.20		
	01	02	03		
0414 CHE14,LAF37	17	6	0		
0436 CHE36	10	11	0		
1206 LAF6	52	16	0		
1208 LAF8,11	51	19	0		
1209 LAF9,10	84	6	0		
1214 LAF14,33	88	49	0		
1226 LAF26,32,CHE31,32	56	32	0		
1228 LAF28	76	14	2		
1229 LAF29	109	18	0		
1242 LAF42	44	17	0		


		VOTES	PERCENT	WITH 8 OF 8 PRECINCTS REPORTING	VOTES
PERCENT COUNCIL MEMBER CHESTERFIELD WARD 4 (VOTE FOR ) 1					
01 = CONNIE FULTS		841	86.79	03 = INVALID WRITE-IN VOTES	2 .21
02 = NATALIE BOCIS		126	13.00		
	01	02	03		

0402	CHE2	15	6	0
0408	CHE8, 33	147	24	0
0410	CHE10	65	12	1
0415	CHE15, 16	196	33	1
0418	CHE18, 41	211	9	0
0437	CHE37	77	14	0
0452	CHE52	0	1	0
1241	LAF41	130	27	0

=====

WE, THE BOARD OF ELECTION COMMISSIONERS OF ST. LOUIS COUNTY, MISSOURI, ACTING AS THE VERIFICATION BOARD PURSUANT TO 115.507 R.S.Mo 1978, HEREBY CERTIFY THE FOREGOING TO BE A TRUE AND CORRECT ABSTRACT OF VOTES CAST FOR THE CANDIDATES AND ISSUES AT THE GENERAL MUNICIPAL ELECTION HELD IN ST. LOUIS COUNTY, MISSOURI, ON APRIL 8, 2008. IN TESTIMONY WHEREOF, WE HAVE HEREUNTO SET OUR HAND AT OUR OFFICE IN MAPLEWOOD, ST. LOUIS COUNTY, MISSOURI, ON APRIL 21, 2008.

  
 JOHN J. DEHL, JR., CHAIRMAN

  
 CHAIM H. ZIMBALIST, SECRETARY

  
 ANITA T. YECKEL, COMMISSIONER

  
 WILLIAM MILLER, JR., COMMISSIONER

ELECTION SUMMARY

GENERAL MUNICIPAL ELECTION  
CITY OF CLARKSON VALLEY  
TUESDAY, APRIL 8, 2008

OFFICIAL RESULTS





PERCENT	TOTAL	PERCENT	WITH 3 OF 3 PRECINCTS REPORTING	TOTAL
01 = REGISTERED VOTERS - TOTAL ST. LOUIS CO	2,060			
02 = BALLOTS CAST - TOTAL ST. LOUIS COUNTY	212			
				03 = VOTER TURNOUT - TOTAL ST. LOUIS COUNTY
				10.29

	VOTES	PERCENT	WITH 1 OF 1 PRECINCTS REPORTING
ALDERPERSON CLARKSON VALLEY WARD 1 (VOTE FOR ) 1			
01 = SUSAN SHEA	52	100.00	
02 = INVALID WRITE-IN VOTES	0		
	01	02	
0404 CHE4	52	0	

	VOTES	PERCENT	WITH 1 OF 1 PRECINCTS REPORTING
ALDERPERSON CLARKSON VALLEY WARD 2 (VOTE FOR ) 1			
01 = WENDELL SITSER	44	88.00	
02 = INVALID WRITE-IN VOTES	6	12.00	
	01	02	
0409 CHE9	44	6	

	VOTES	PERCENT	WITH 1 OF 1 PRECINCTS REPORTING
ALDERPERSON CLARKSON VALLEY WARD 3 (VOTE FOR ) 1			
01 = PAUL A. YOUNG	68	100.00	
02 = INVALID WRITE-IN VOTES	0		
	01	02	
0403 CHE3,11	68	0	

WE, THE BOARD OF ELECTION COMMISSIONERS OF ST. LOUIS COUNTY, MISSOURI, ACTING AS THE VERIFICATION BOARD PURSUANT TO 115.507.R.S.Mo 1978, HEREBY CERTIFY THE FOREGOING TO BE A TRUE AND CORRECT ABSTRACT OF VOTES CAST FOR THE CANDIDATES AND ISSUES AT THE GENERAL MUNICIPAL ELECTION HELD IN ST. LOUIS COUNTY, MISSOURI, ON APRIL 8, 2008. IN TESTIMONY WHEREOF, WE HAVE HEREUNTO SET OUR HAND AT OUR OFFICE IN MAPLEWOOD, ST. LOUIS COUNTY, MISSOURI, ON APRIL 21, 2008.

JOHN J. DEHL, JR., CHAIRMAN      CHAIM H. ZIMBALIST, SECRETARY      ANITA T. YECKEL, COMMISSIONER      WILLIAM MILLER, JR., COMMISSIONER

ELECTION SUMMARY

GENERAL MUNICIPAL ELECTION  
CITY OF CLAYTON  
TUESDAY, APRIL 8, 2008

OFFICIAL RESULTS

PERCENT	TOTAL	PERCENT	TOTAL
01 = REGISTERED VOTERS - TOTAL ST. LOUIS CO	9,683	03 = VOTER TURNOUT - TOTAL ST. LOUIS COUNTY	3.08
02 = BALLOTS CAST - TOTAL ST. LOUIS COUNTY	298		
	01	02	03
0502 CLA2	462	15	3.25
0503 CLA3,10,11	1942	76	3.91
0504 CLA4	499	23	4.61
0508 CLA8,44,53	970	43	4.43
1001 HAD1,2,3	2031	80	3.94
1004 HAD4	1547	4	2.26
1005 HAD5,37	486	8	1.65
1014 HAD14	762	20	2.62
1015 HAD15,16	984	29	2.95

WITH 3 OF 3 PRECINCTS REPORTING

	VOTES	PERCENT
ALDERPERSON CLAYTON WARD 1 (VOTE FOR ) 1		
01 = ANDREA MADDOX-DALLAS	49	96.08
02 = INVALID WRITE-IN VOTES	2	3.92
	01	02
1004 HAD4	4	0
1014 HAD14	19	1
1015 HAD15,16	26	1





WITH 3 OF 3 PRECINCTS REPORTING

	VOTES	PERCENT
ALDERPERSON CLAYTON WARD 2 (VOTE FOR ) 1		
01 = CYNTHIA GARNHOLZ	100	99.01
02 = INVALID WRITE-IN VOTES	1	.99
	01	02
0502 CLA2	15	0
1001 HAD1,2,3	77	1
1005 HAD5,37	8	0

WITH 3 OF 3 PRECINCTS REPORTING

	VOTES	PERCENT
ALDERPERSON CLAYTON WARD 3 (VOTE FOR ) 1		
01 = ALEX BERGER, III	124	96.12
02 = INVALID WRITE-IN VOTES	5	3.88
	01	02
0503 CLA3,10,11	66	0
0504 CLA4	19	3
0508 CLA8,44,53	39	2

WE, THE BOARD OF ELECTION COMMISSIONERS OF ST. LOUIS COUNTY, MISSOURI, ACTING AS THE VERIFICATION BOARD PURSUANT TO 115.507,R.S.Mo 1978, HEREBY CERTIFY THE FOREGOING TO BE A TRUE AND CORRECT ABSTRACT OF VOTES CAST FOR THE CANDIDATES AND ISSUES AT THE GENERAL MUNICIPAL ELECTION HELD IN ST. LOUIS COUNTY, MISSOURI, ON APRIL 8, 2008. IN TESTIMONY WHEREOF, WE HAVE HEREUNTO SET OUR HAND AT OUR OFFICE IN MAPLEWOOD, ST. LOUIS COUNTY, MISSOURI, ON APRIL 21, 2008.

 JOHN J. DEHL, JR., CHAIRMAN
  CHAIM H. ZIMBALIST, SECRETARY
  ANITA T. YECKEL, COMMISSIONER
  WILLIAM MILLER, JR., COMMISSIONER

ELECTION SUMMARY





GENERAL MUNICIPAL ELECTION  
CITY OF COOL VALLEY  
TUESDAY, APRIL 8, 2008

OFFICIAL RESULTS

PERCENT	TOTAL	PERCENT	WITH 2 OF 2 PRECINCTS REPORTING	TOTAL
01 = REGISTERED VOTERS - TOTAL ST. LOUIS CO	818		03 = VOTER TURNOUT - TOTAL ST. LOUIS COUNTY	31.91
02 = BALLOTS CAST - TOTAL ST. LOUIS COUNTY	261			
	01	02	03	
1904 NOR4,10	816	261	31.99	
1947 NOR47	2	0	.00	

PERCENT	VOTES	PERCENT	WITH 2 OF 2 PRECINCTS REPORTING	VOTES
MAYOR COOL VALLEY				
(VOTE FOR ) 1				
01 = DON JOHNSON	67	25.77	03 = VIOLA J. MURPHY	124 47.69
02 = FLOYD BLACKWELL	69	26.54	04 = INVALID WRITE-IN VOTES	0
	01	02	03	04
1904 NOR4,10	67	69	124	0
1947 NOR47	0	0	0	0

WE, THE BOARD OF ELECTION COMMISSIONERS OF ST. LOUIS COUNTY, MISSOURI, ACTING AS THE VERIFICATION BOARD PURSUANT TO 115.507,R.S.Mo 1978, HEREBY CERTIFY THE FOREGOING TO BE A TRUE AND CORRECT ABSTRACT OF VOTES CAST FOR THE CANDIDATES AND ISSUES AT THE GENERAL MUNICIPAL ELECTION HELD IN ST. LOUIS COUNTY, MISSOURI, ON APRIL 8, 2008. IN TESTIMONY WHEREOF, WE HAVE HEREUNTO SET OUR HAND AT OUR OFFICE IN MAPLEWOOD, ST. LOUIS COUNTY, MISSOURI, ON APRIL 21, 2008.

			
JOHN J. DEHL, JR., CHAIRMAN	CHAIM H. ZIMBALIST, SECRETARY	ANITA T. YECKEL, COMMISSIONER	WILLIAM MILLER, JR., COMMISSIONER

ELECTION SUMMARY

GENERAL MUNICIPAL ELECTION  
CITY OF COUNTRY CLUB HILLS  
TUESDAY, APRIL 8, 2008





OFFICIAL RESULTS

		TOTAL	PERCENT	WITH 2 OF 2 PRECINCTS REPORTING		TOTAL
PERCENT						
01 = REGISTERED VOTERS - TOTAL ST. LOUIS CO		770			03 = VOTER TURNOUT - TOTAL ST. LOUIS COUNTY	9.35
02 = BALLOTS CAST - TOTAL ST. LOUIS COUNTY		72				
	01	02	03			
1926 NOR26	379	34	8.97			
1927 NOR27	391	38	9.72			

		VOTES	PERCENT	WITH 1 OF 1 PRECINCTS REPORTING		VOTES
PERCENT						
ALDERPERSON COUNTRY CLUB HILLS WARD 1 (VOTE FOR ) 1						
01 = TILWUANA WELLS		5	15.15	03 = MARGIE JONES	16	48.48
02 = GARY ICKENROTH		12	36.36	04 = INVALID WRITE-IN VOTES	0	
	01	02	03	04		
1926 NOR26	5	12	16	0		

		VOTES	PERCENT	WITH 1 OF 1 PRECINCTS REPORTING		VOTES
PERCENT						
ALDERPERSON COUNTRY CLUB HILLS WARD 2 (VOTE FOR ) 1						
01 = ANTHONY MARTIN, SR.		5	13.51	03 = WILLESTA DORSEY	16	43.24
02 = DOUGLAS E. COONCE		16	43.24	04 = INVALID WRITE-IN VOTES	0	
	01	02	03	04		
1927 NOR27	5	16	16	0		

WE, THE BOARD OF ELECTION COMMISSIONERS OF ST. LOUIS COUNTY, MISSOURI, ACTING AS THE VERIFICATION BOARD PURSUANT TO 115.507,R.S.Mo 1978, HEREBY CERTIFY THE FOREGOING TO BE A TRUE AND CORRECT ABSTRACT OF VOTES CAST FOR THE CANDIDATES AND ISSUES AT THE GENERAL MUNICIPAL ELECTION HELD IN ST. LOUIS COUNTY, MISSOURI, ON APRIL 8, 2008. IN TESTIMONY WHEREOF, WE HAVE HEREUNTO SET OUR HAND AT OUR OFFICE IN MAPLEWOOD, ST. LOUIS COUNTY, MISSOURI, ON APRIL 21, 2008.

 JOHN J. DEHL, JR., CHAIRMAN
  CHAIM H. ZIMBALIST, SECRETARY
  ANITA T. YECKEL, COMMISSIONER
  WILLIAM MILLER, JR., COMMISSIONER



ELECTION SUMMARY





GENERAL MUNICIPAL ELECTION  
 VILLAGE OF COUNTRY LIFE ACRES  
 TUESDAY, APRIL 8, 2008

OFFICIAL RESULTS

PERCENT	TOTAL	PERCENT	WITH 1 OF 1 PRECINCTS REPORTING	TOTAL
01 = REGISTERED VOTERS - TOTAL ST. LOUIS CO	90		03 = VOTER TURNOUT - TOTAL ST. LOUIS COUNTY	4.44
02 = BALLOTS CAST - TOTAL ST. LOUIS COUNTY	4			
1824 MR24	90	4	4.44	

PERCENT	VOTES	PERCENT	WITH 1 OF 1 PRECINCTS REPORTING	VOTES
TRUSTEE COUNTRY LIFE ACRES				
(VOTE FOR ) 2				
01 = LAWRENCE BOVERI	4	50.00	03 = INVALID WRITE-IN VOTES	0
02 = S. LEE KLING	4	50.00		
1824 MR24	4	4	0	

WE, THE BOARD OF ELECTION COMMISSIONERS OF ST. LOUIS COUNTY, MISSOURI, ACTING AS THE VERIFICATION BOARD PURSUANT TO 115.507,R.S.Mo 1978, HEREBY CERTIFY THE FOREGOING TO BE A TRUE AND CORRECT ABSTRACT OF VOTES CAST FOR THE CANDIDATES AND ISSUES AT THE GENERAL MUNICIPAL ELECTION HELD IN ST. LOUIS COUNTY, MISSOURI, ON APRIL 8, 2008. IN TESTIMONY WHEREOF, WE HAVE HEREUNTO SET OUR HAND AT OUR OFFICE IN MAPLEWOOD, ST. LOUIS COUNTY, MISSOURI, ON APRIL 21, 2008.

			
JOHN J. DEHL, JR., CHAIRMAN	CHAIM H. ZIMBALIST, SECRETARY	ANITA T. YECKEL, COMMISSIONER	WILLIAM MILLER, JR., COMMISSIONER

ELECTION SUMMARY


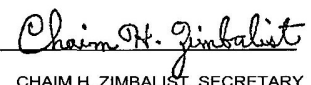


GENERAL MUNICIPAL ELECTION  
CITY OF CRESTWOOD  
TUESDAY, APRIL 8, 2008

OFFICIAL RESULTS

		TOTAL	PERCENT	WITH 7 OF 7 PRECINCTS REPORTING		TOTAL
PERCENT						
01 = REGISTERED VOTERS - TOTAL ST. LOUIS CO		9,218			03 = VOTER TURNOUT - TOTAL ST. LOUIS COUNTY	9.82
02 = BALLOTS CAST - TOTAL ST. LOUIS COUNTY		905				
		01	02	03		
0901 GRA1,17		1095	95	8.68		
0904 GRA4,52,55		1682	143	8.50		
0905 GRA5,36,50		1983	196	9.88		
0906 GRA6,27		1384	104	7.51		
0913 GRA13		279	13	4.66		
0924 GRA24,32,47,48,53		1867	199	10.66		
0928 GRA28,29		928	155	16.70		

		VOTES	PERCENT	WITH 7 OF 7 PRECINCTS REPORTING	
MAYOR CRESTWOOD					
(VOTE FOR ) 1					
01 = ROY ROBINSON		778	96.17		
02 = INVALID WRITE-IN VOTES		31	3.83		
		01	02		
0901 GRA1,17		83	1		
0904 GRA4,52,55		125	7		
0905 GRA5,36,50		163	5		
0906 GRA6,27		83	9		
0913 GRA13		13	0		
0924 GRA24,32,47,48,53		172	6		
0928 GRA28,29		139	3		

WE, THE BOARD OF ELECTION COMMISSIONERS OF ST. LOUIS COUNTY, MISSOURI, ACTING AS THE VERIFICATION BOARD PURSUANT TO 115.507,R.S.Mo 1978, HEREBY CERTIFY THE FOREGOING TO BE A TRUE AND CORRECT ABSTRACT OF VOTES CAST FOR THE CANDIDATES AND ISSUES AT THE GENERAL MUNICIPAL ELECTION HELD IN ST. LOUIS COUNTY, MISSOURI, ON APRIL 8, 2008. IN TESTIMONY WHEREOF, WE HAVE HEREUNTO SET OUR HAND AT OUR OFFICE IN MAPLEWOOD, ST. LOUIS COUNTY, MISSOURI, ON APRIL 21, 2008.

JOHN J. DIEHL, JR., CHAIRMAN      CHAIM H. ZIMBALIST, SECRETARY      ANITA T. YECKEL, COMMISSIONER      WILLIAM MILLER, JR., COMMISSIONER

ELECTION SUMMARY

GENERAL MUNICIPAL ELECTION  
CITY OF CREVE COEUR  
TUESDAY, APRIL 8, 2008

OFFICIAL RESULTS

PERCENT		TOTAL	PERCENT	WITH 18 OF 18 PRECINCTS REPORTING	TOTAL
01 = REGISTERED VOTERS - TOTAL ST. LOUIS CO		12,678		03 = VOTER TURNOUT - TOTAL ST. LOUIS COUNTY	7.70
02 = BALLOTS CAST - TOTAL ST. LOUIS COUNTY		976			

	01	02	03
0301 CC1	1169	102	8.73
0304 CC4,59	420	20	4.76
0309 CC9,10,MHT28	244	13	5.33
0311 CC11,16,MR65	1731	97	5.60
0314 CC14,24,51,MR10	1730	107	6.18
0323 CC23,36	1580	165	10.44
0330 CC30	155	1	.65
0332 CC32,56	50	1	2.00
0333 CC33,62	371	50	13.48
0349 CC49	585	46	7.86
0355 CC55,MR76	585	41	7.01
0358 CC58	500	23	4.60
1609 MHT9	1269	157	12.37
1816 MR16,47	935	57	6.10
1817 MR17	143	2	1.40
1858 MR58,77	468	28	5.98
1873 MR73	554	55	9.93
1875 MR75	189	11	5.82

			VOTES	PERCENT	WITH 6 OF 6 PRECINCTS REPORTING
COUNCIL MEMBER CREVE COEUR WARD 1					
(VOTE FOR ) 1			258	97.36	
01 = DAVID O. KREUTER			7	2.64	
02 = INVALID WRITE-IN VOTES					

	01	02
0323 CC23,36	143	4
0330 CC30	1	0
0332 CC32,56	0	0
0333 CC33,62	47	2
0358 CC58	19	0
1873 MR73	48	1

			VOTES	PERCENT	WITH 4 OF 4 PRECINCTS REPORTING
COUNCIL MEMBER CREVE COEUR WARD 2					
(VOTE FOR ) 1			169	97.69	
01 = A. J. WANG			4	2.31	
02 = INVALID WRITE-IN VOTES					

	01	02
0304 CC4,59	17	0
0314 CC14,24,51,MR10	96	2
0355 CC55,MR76	33	1
1858 MR58,77	23	1

			VOTES	PERCENT	WITH 4 OF 4 PRECINCTS REPORTING
COUNCIL MEMBER CREVE COEUR WARD 3					
(VOTE FOR ) 1			146	98.65	
01 = DAVID KASSANDER			2	1.35	
02 = INVALID WRITE-IN VOTES					

	01	02
0309 CC9,10,MHT28	12	0
0311 CC11,16,MR65	86	2
1816 MR16,47	46	0
1817 MR17	2	0

			VOTES	PERCENT	WITH 4 OF 4 PRECINCTS REPORTING	VOTES
PERCENT						
COUNCIL MEMBER CREVE COEUR WARD 4						
(VOTE FOR ) 1			262	84.79		
01 = JEANNE R. RHOADES			46	14.89	03 = INVALID WRITE-IN VOTES	1 .32
02 = MICHAEL (MIKE) B. CAPIZZI						

	01	02	03
0301 CC1	84	15	1
0349 CC49	36	6	0
1609 MHT9	136	20	0
1875 MR75	6	5	0

WE, THE BOARD OF ELECTION COMMISSIONERS OF ST. LOUIS COUNTY, MISSOURI, ACTING AS THE VERIFICATION BOARD PURSUANT TO 115.507,R.S.Mo 1978, HEREBY CERTIFY THE FOREGOING TO BE A TRUE AND CORRECT ABSTRACT OF VOTES CAST FOR THE CANDIDATES AND ISSUES AT THE GENERAL MUNICIPAL ELECTION HELD IN ST. LOUIS COUNTY, MISSOURI, ON APRIL 8, 2008. IN TESTIMONY WHEREOF, WE HAVE HEREUNTO SET OUR HAND AT OUR OFFICE IN MAPLEWOOD, ST. LOUIS COUNTY, MISSOURI, ON APRIL 21, 2008.

 JOHN J. DEHL, JR., CHAIRMAN     
  CHAIM H. ZIMBALIST, SECRETARY     
  ANITA T. YECKEL, COMMISSIONER     
  WILLIAM MILLER, JR., COMMISSIONER

ELECTION SUMMARY

GENERAL MUNICIPAL ELECTION  
CITY OF CRYSTAL LAKE PARK  
TUESDAY, APRIL 8, 2008

OFFICIAL RESULTS





		TOTAL	PERCENT	WITH 2 OF 2 PRECINCTS REPORTING	TOTAL
PERCENT					
01 = REGISTERED VOTERS - TOTAL ST. LOUIS CO		392		03 = VOTER TURNOUT - TOTAL ST. LOUIS COUNTY	22.19
02 = BALLOTS CAST - TOTAL ST. LOUIS COUNTY		87			
	01 02 03				
1840 MR40	187 40 21.39				
1842 MR42	205 47 22.93				

		VOTES	PERCENT	WITH 2 OF 2 PRECINCTS REPORTING
MAYOR CRYSTAL LAKE PARK				
(VOTE FOR )	1			
01 = BONNIE TAYLOR		73	93.59	
02 = INVALID WRITE-IN VOTES		5	6.41	
	01 02			
1840 MR40	30 2			
1842 MR42	43 3			

		VOTES	PERCENT	WITH 1 OF 1 PRECINCTS REPORTING
ALDERPERSON CRYSTAL LAKE PARK WARD 1				
(VOTE FOR )	1			
01 = KELLY LARSON		26	68.42	
02 = MARTIN LONG (12) WRITE-IN VOTES OF		12	31.58	
	01 02			
1840 MR40	26 12			

		VOTES	PERCENT	WITH 1 OF 1 PRECINCTS REPORTING
ALDERPERSON CRYSTAL LAKE PARK WARD 2				
(VOTE FOR )	1			
01 = PHILLIP BRYANT		39	92.86	
02 = INVALID WRITE-IN VOTES		3	7.14	
	01 02			
1842 MR42	39 3			

WE, THE BOARD OF ELECTION COMMISSIONERS OF ST. LOUIS COUNTY, MISSOURI, ACTING AS THE VERIFICATION BOARD PURSUANT TO 115.507.R.S.Mo. 1978, HEREBY CERTIFY THE FOREGOING TO BE A TRUE AND CORRECT ABSTRACT OF VOTES CAST FOR THE CANDIDATES AND ISSUES AT THE GENERAL MUNICIPAL ELECTION HELD IN ST. LOUIS COUNTY, MISSOURI, ON APRIL 8, 2008. IN TESTIMONY WHEREOF, WE HAVE HEREUNTO SET OUR HAND AT OUR OFFICE IN MAPLEWOOD, ST. LOUIS COUNTY, MISSOURI, ON APRIL 21, 2008.

JOHN J. DEHL, JR., CHAIRMAN      CHAIM H. ZIMBALIST, SECRETARY      ANITA T. YECKEL, COMMISSIONER      WILLIAM MILLER, JR., COMMISSIONER

ELECTION SUMMARY

GENERAL MUNICIPAL ELECTION  
CITY OF DELLWOOD  
TUESDAY, APRIL 8, 2008

OFFICIAL RESULTS

PERCENT	TOTAL	PERCENT	TOTAL
01 = REGISTERED VOTERS - TOTAL ST. LOUIS CO	3,078		
02 = BALLOTS CAST - TOTAL ST. LOUIS COUNTY	200		
			03 = VOTER TURNOUT - TOTAL ST. LOUIS COUNTY
			6.50

=====

	VOTES	PERCENT	WITH 2 OF 2 PRECINCTS REPORTING
ALDERPERSON DELLWOOD WARD 1 (VOTE FOR ) 1			
01 = LORETTA JOHNSON	45	100.00	
02 = INVALID WRITE-IN VOTES	0		
	-----		
	01	02	
	-----		
0709 FER9,10	35	0	
2002 NRW2	10	0	

=====

	VOTES	PERCENT	WITH 1 OF 1 PRECINCTS REPORTING
ALDERPERSON DELLWOOD WARD 2 (VOTE FOR ) 1			
01 = SHIRLEY TAYLOR	42	100.00	
02 = INVALID WRITE-IN VOTES	0		
	-----		
	01	02	
	-----		
0728 FER28,30	42	0	

=====





	VOTES	PERCENT	WITH 2 OF 2 PRECINCTS REPORTING
ALDERPERSON DELLWOOD WARD 3 (VOTE FOR ) 1			
01 = RICHARD I. CULBERSON	47	97.92	
02 = INVALID WRITE-IN VOTES	1	2.08	
	-----		
	01	02	
	-----		
0708 FER8	47	1	
0725 FER25	0	0	

=====

	VOTES	PERCENT	WITH 3 OF 3 PRECINCTS REPORTING
ALDERPERSON DELLWOOD WARD 4 (VOTE FOR ) 1			
01 = DONALD HAYNES	41	100.00	
02 = INVALID WRITE-IN VOTES	0		
	-----		
	01	02	
	-----		
0704 FER4	3	0	
0706 FER6	17	0	
0707 FER7	21	0	

=====

WE, THE BOARD OF ELECTION COMMISSIONERS OF ST. LOUIS COUNTY, MISSOURI, ACTING AS THE VERIFICATION BOARD PURSUANT TO 115.507,R.S.Mo 1978, HEREBY CERTIFY THE FOREGOING TO BE A TRUE AND CORRECT ABSTRACT OF VOTES CAST FOR THE CANDIDATES AND ISSUES AT THE GENERAL MUNICIPAL ELECTION HELD IN ST. LOUIS COUNTY, MISSOURI, ON APRIL 8, 2008. IN TESTIMONY WHEREOF, WE HAVE HEREUNTO SET OUR HAND AT OUR OFFICE IN MAPLEWOOD, ST. LOUIS COUNTY, MISSOURI, ON APRIL 21, 2008.

			
JOHN J. DEHL, JR., CHAIRMAN	CHAIM H. ZIMBALIST, SECRETARY	ANITA T. YECKEL, COMMISSIONER	WILLIAM MILLER, JR., COMMISSIONER

ELECTION SUMMARY

GENERAL MUNICIPAL ELECTION  
CITY OF DES PERES  
TUESDAY, APRIL 8, 2008

OFFICIAL RESULTS

PERCENT	TOTAL	PERCENT	TOTAL
01 = REGISTERED VOTERS - TOTAL ST. LOUIS CO	6,827	03 = VOTER TURNOUT - TOTAL ST. LOUIS COUNTY	7.44
02 = BALLOTS CAST - TOTAL ST. LOUIS COUNTY	508		
	01	02	03
1806 MR6,11,38	1376	102	7.41
1808 MR8,12,15,41,62	1368	59	4.31
1813 MR13,BON17	367	57	15.53
1819 MR19,20,21	891	92	10.33
1822 MR22,37,49	1339	121	9.04
1828 MR28,32,BON30,QUE6,15	969	52	5.37
1833 MR33,54	517	25	4.84





		VOTES	PERCENT		
MAYOR DES PERES					
(VOTE FOR ) 1					
01 = RICHARD LAHR		445	96.95		
02 = INVALID WRITE-IN VOTES		14	3.05		
	01	02			
1806 MR6,11,38	85	4			
1808 MR8,12,15,41,62	57	0			
1813 MR13,BON17	49	0			
1819 MR19,20,21	71	7			
1822 MR22,37,49	112	1			
1828 MR28,32,BON30,QUE6,15	52	0			
1833 MR33,54	19	2			

		VOTES	PERCENT		
ALDERMAN DES PERES WARD 1					
(VOTE FOR ) 1					
01 = JOHN E. POUND		177	95.68		
02 = INVALID WRITE-IN VOTES		8	4.32		
	01	02			
1819 MR19,20,21	66	5			
1822 MR22,37,49	111	3			

		VOTES	PERCENT		
ALDERMAN DES PERES WARD 2					
(VOTE FOR ) 1					
01 = PAUL EDWARD RACZKIEWICZ		102	100.00		
02 = INVALID WRITE-IN VOTES		0			
	01	02			
1808 MR8,12,15,41,62	51	0			
1828 MR28,32,BON30,QUE6,15	51	0			

		VOTES	PERCENT		
ALDERMAN DES PERES WARD 3					
(VOTE FOR ) 1					
01 = PAUL FINGERHUT		145	96.67		
02 = INVALID WRITE-IN VOTES		5	3.33		
	01	02			
1806 MR6,11,38	81	3			
1813 MR13,BON17	45	0			
1833 MR33,54	19	2			

WE, THE BOARD OF ELECTION COMMISSIONERS OF ST. LOUIS COUNTY, MISSOURI, ACTING AS THE VERIFICATION BOARD PURSUANT TO 115.507,R.S.Mo 1978, HEREBY CERTIFY THE FOREGOING TO BE A TRUE AND CORRECT ABSTRACT OF VOTES CAST FOR THE CANDIDATES AND ISSUES AT THE GENERAL MUNICIPAL ELECTION HELD IN ST. LOUIS COUNTY, MISSOURI, ON APRIL 8, 2008. IN TESTIMONY WHEREOF, WE HAVE HEREUNTO SET OUR HAND AT OUR OFFICE IN MAPLEWOOD, ST. LOUIS COUNTY, MISSOURI, ON APRIL 21, 2008.

 JOHN J. DEHL, JR., CHAIRMAN  
 CHAIM H. ZIMBALIST, SECRETARY  
 ANITA T. YECKEL, COMMISSIONER  
 WILLIAM MILLER, JR., COMMISSIONER

ELECTION SUMMARY

GENERAL MUNICIPAL ELECTION  
CITY OF EDMUNDSON  
TUESDAY, APRIL 8, 2008

OFFICIAL RESULTS

PERCENT	TOTAL	PERCENT	TOTAL
01 = REGISTERED VOTERS - TOTAL ST. LOUIS CO	412		
02 = BALLOTS CAST - TOTAL ST. LOUIS COUNTY	50		
			03 = VOTER TURNOUT - TOTAL ST. LOUIS COUNTY
			12.14

=====

	VOTES	PERCENT	WITH 1 OF 1 PRECINCTS REPORTING
ALDERPERSON EDMUNDSON WARD 1 (VOTE FOR ) 1 01 = ROBERT G. YOUNT 02 = INVALID WRITE-IN VOTES	22	100.00	
	0		
			01 02
0151 AP51	22	0	

=====

	VOTES	PERCENT	WITH 1 OF 1 PRECINCTS REPORTING
ALDERPERSON EDMUNDSON WARD 1 (UNEXPIRED TERM) (VOTE FOR ) 1 01 = ADELE M.V. CROWN 02 = INVALID WRITE-IN VOTES	22	95.65	
	1	4.35	
			01 02
0151 AP51	22	1	

=====





	VOTES	PERCENT	WITH 1 OF 1 PRECINCTS REPORTING
ALDERPERSON EDMUNDSON WARD 2 (VOTE FOR ) 1 01 = FRED WM. PIPKINS 02 = INVALID WRITE-IN VOTES	20	100.00	
	0		
			01 02
0107 AP7	20	0	

=====

	VOTES	PERCENT	WITH 2 OF 2 PRECINCTS REPORTING
PROPOSITION B EDMUNDSON **BUSINESS LICENSE TAX-BANQUET FACILITIES** (VOTE FOR ) 1 01 = YES 02 = NO	42	85.71	
	7	14.29	
			01 02
0107 AP7	20	2	
0151 AP51	22	5	

=====

WE, THE BOARD OF ELECTION COMMISSIONERS OF ST. LOUIS COUNTY, MISSOURI, ACTING AS THE VERIFICATION BOARD PURSUANT TO 115.507,R.S.Mo 1978, HEREBY CERTIFY THE FOREGOING TO BE A TRUE AND CORRECT ABSTRACT OF VOTES CAST FOR THE CANDIDATES AND ISSUES AT THE GENERAL MUNICIPAL ELECTION HELD IN ST. LOUIS COUNTY, MISSOURI, ON APRIL 8, 2008. IN TESTIMONY WHEREOF, WE HAVE HEREUNTO SET OUR HAND AT OUR OFFICE IN MAPLEWOOD, ST. LOUIS COUNTY, MISSOURI, ON APRIL 21, 2008.

JOHN J. DEHL, JR., CHAIRMAN      CHAIM H. ZIMBALIST, SECRETARY      ANITA T. YECKEL, COMMISSIONER      WILLIAM MILLER, JR., COMMISSIONER

ELECTION SUMMARY

GENERAL MUNICIPAL ELECTION  
CITY OF ELLISVILLE  
TUESDAY, APRIL 8, 2008

OFFICIAL RESULTS

		TOTAL	PERCENT	WITH 8 OF 8 PRECINCTS REPORTING	TOTAL
PERCENT					
01 = REGISTERED VOTERS - TOTAL ST. LOUIS CO		6,507		03 = VOTER TURNOUT - TOTAL ST. LOUIS COUNTY	14.81
02 = BALLOTS CAST - TOTAL ST. LOUIS COUNTY		964			
	01 02 03				
2816 WH16	626 . 92	14.70			
2817 WH17,25	1150 . 168	14.61			
2827 WH27,28,30	1330 . 209	15.71			
2831 WH31	1011 . 181	17.90			
2832 WH32,38,39,MER10	776 . 80	10.31			
2835 WH35	518 . 69	13.32			
2837 WH37	245 . 41	16.73			
2840 WH40,41	851 . 124	14.57			

		VOTES	PERCENT	WITH 8 OF 8 PRECINCTS REPORTING
PROPOSITION A ELLISVILLE				
**ANNEXATION-OLD STATE ROAD AREA**				
(VOTE FOR ) 1				
01 = YES		882	93.04	
02 = NO		66	6.96	
	01 02			
2816 WH16	82	8		
2817 WH17,25	154	11		
2827 WH27,28,30	193	14		
2831 WH31	169	9		
2832 WH32,38,39,MER10	70	8		
2835 WH35	64	4		
2837 WH37	38	3		
2840 WH40,41	112	9		

ELECTION SUMMARY


GENERAL MUNICIPAL ELECTION  
BOUNDARY COMM/ELLISVILLE ANNEX  
TUESDAY, APRIL 8, 2008


OFFICIAL RESULTS

		TOTAL	PERCENT	WITH 1 OF 1 PRECINCTS REPORTING	TOTAL
PERCENT					
01 = REGISTERED VOTERS - TOTAL ST. LOUIS CO		70		03 = VOTER TURNOUT - TOTAL ST. LOUIS COUNTY	67.14
02 = BALLOTS CAST - TOTAL ST. LOUIS COUNTY		47			
	01 02 03				
2836 WH36	70 . 47	67.14			


		VOTES	PERCENT	WITH 1 OF 1 PRECINCTS REPORTING
PROPOSITION A BOUNDARY COMMISSION				
**ANNEXATION-OLD STATE ROAD AREA**				
(VOTE FOR ) 1				
01 = YES		39	82.98	
02 = NO		8	17.02	
	01 02			
2836 WH36	39	8		

WE, THE BOARD OF ELECTION COMMISSIONERS OF ST. LOUIS COUNTY, MISSOURI, ACTING AS THE VERIFICATION BOARD PURSUANT TO 115.507,R.S.Mo 1978, HEREBY CERTIFY THE FOREGOING TO BE A TRUE AND CORRECT ABSTRACT OF VOTES CAST FOR THE CANDIDATES AND ISSUES AT THE GENERAL MUNICIPAL ELECTION HELD IN ST. LOUIS COUNTY, MISSOURI, ON APRIL 8, 2008. IN TESTIMONY WHEREOF, WE HAVE HEREUNTO SET OUR HAND AT OUR OFFICE IN MAPLEWOOD, ST. LOUIS COUNTY, MISSOURI, ON APRIL 21, 2008.

  
JOHN J. DEHL, JR., CHAIRMAN

  
CHAIM H. ZIMBALIST, SECRETARY

  
ANITA T. YECKEL, COMMISSIONER

  
WILLIAM MILLER, JR., COMMISSIONER



ELECTION SUMMARY

GENERAL MUNICIPAL ELECTION  
CITY OF EUREKA  
TUESDAY, APRIL 8, 2008

OFFICIAL RESULTS

		TOTAL	PERCENT	WITH 6 OF 6 PRECINCTS REPORTING		TOTAL
PERCENT						
01 = REGISTERED VOTERS - TOTAL ST. LOUIS CO		6,221		03 = VOTER TURNOUT - TOTAL ST. LOUIS COUNTY		23.57
02 = BALLOTS CAST - TOTAL ST. LOUIS COUNTY		1,466				
	01	02	03			
1514 MER14	4	0	00			
1517 MER17	1456	411	28.23			
1518 MER18	1067	132	12.37			
1519 MER19	2316	516	22.28			
1522 MER22	879	318	36.18			
1530 MER30	499	89	17.84			





		VOTES	PERCENT	WITH 2 OF 2 PRECINCTS REPORTING		VOTES
PERCENT						
ALDERPERSON EUREKA WARD 1				03 = TRINA PRIESE	305	42.13
(VOTE FOR ) 1				04 = INVALID WRITE-IN VOTES	0	
01 = ROBERT A. BERRY		328	45.30			
02 = ADAM RUTZ		91	12.57			
	01	02	03	04		
1517 MER17	212	42	155	0		
1522 MER22	116	49	150	0		

		VOTES	PERCENT	WITH 2 OF 2 PRECINCTS REPORTING		VOTES
ALDERPERSON EUREKA WARD 2						
(VOTE FOR ) 1						
01 = ROBERT KEE		186	95.38			
02 = INVALID WRITE-IN VOTES		9	4.62			
	01	02				
1518 MER18	116	4				
1530 MER30	70	5				

		VOTES	PERCENT	WITH 2 OF 2 PRECINCTS REPORTING		VOTES
ALDERPERSON EUREKA WARD 3						
(VOTE FOR ) 1				03 = INVALID WRITE-IN VOTES	0	
01 = D. WAYNE SWOFFORD, JR.		94	20.00			
02 = DONALD A. BECKERLE		376	80.00			
	01	02	03			
1514 MER14	0	0	0			
1519 MER19	94	376	0			

		VOTES	PERCENT	WITH 2 OF 2 PRECINCTS REPORTING		VOTES
ALDERPERSON EUREKA WARD 3 (UNEXPIRED TERM)						
(VOTE FOR ) 1				03 = INVALID WRITE-IN VOTES	1	.21
01 = SHANNON BRITT		256	54.94			
02 = TOM SIEBENMAN		209	44.85			
	01	02	03			
1514 MER14	0	0	0			
1519 MER19	256	209	1			

WE, THE BOARD OF ELECTION COMMISSIONERS OF ST. LOUIS COUNTY, MISSOURI, ACTING AS THE VERIFICATION BOARD PURSUANT TO 115.507,R.S.Mo 1978, HEREBY CERTIFY THE FOREGOING TO BE A TRUE AND CORRECT ABSTRACT OF VOTES CAST FOR THE CANDIDATES AND ISSUES AT THE GENERAL MUNICIPAL ELECTION HELD IN ST. LOUIS COUNTY, MISSOURI, ON APRIL 8, 2008. IN TESTIMONY WHEREOF, WE HAVE HEREUNTO SET OUR HAND AT OUR OFFICE IN MAPLEWOOD, ST. LOUIS COUNTY, MISSOURI, ON APRIL 21, 2008.

 JOHN J. DEHL, JR., CHAIRMAN
  CHAIM H. ZIMBALIST, SECRETARY
  ANITA T. YECKEL, COMMISSIONER
  WILLIAM MILLER, JR., COMMISSIONER

ELECTION SUMMARY

GENERAL MUNICIPAL ELECTION  
CITY OF FENTON  
TUESDAY, APRIL 8, 2008

OFFICIAL RESULTS

PERCENT	TOTAL	PERCENT	WITH 6 OF 6 PRECINCTS REPORTING	TOTAL
01 = REGISTERED VOTERS - TOTAL ST. LOUIS CO	3,237			
02 = BALLOTS CAST - TOTAL ST. LOUIS COUNTY	932			
	01	02	03	
0203 BON3	489	127	25.97	
0237 BON37,38	855	308	36.02	
0239 BON39	78	10	12.82	
0240 BON40	741	180	24.29	
0242 BON42	110	27	24.55	
0243 BON43	964	280	29.05	





PERCENT	VOTES	PERCENT	WITH 1 OF 1 PRECINCTS REPORTING	VOTES
ALDERPERSON FENTON WARD 1 (VOTE FOR ) 1				
01 = PAUL SEEMAYER	94	30.62	03 = MICHAEL D. POLIZZI	197
02 = JOHN SOWDERS	16	5.21	04 = INVALID WRITE-IN VOTES	0
	01	02	03	04
0237 BON37,38	94	16	197	0

PERCENT	VOTES	PERCENT	WITH 2 OF 2 PRECINCTS REPORTING	VOTES
ALDERPERSON FENTON WARD 2 (VOTE FOR ) 1				
01 = STEVE JACKSON	104	52.00	03 = INVALID WRITE-IN VOTES	0
02 = MICHAEL A. BEISER	96	48.00		
	01	02	03	
0240 BON40	92	83	0	
0242 BON42	12	13	0	

PERCENT	VOTES	PERCENT	WITH 2 OF 2 PRECINCTS REPORTING	VOTES
ALDERPERSON FENTON WARD 3 (VOTE FOR ) 1				
01 = TIM TREGO	124	99.20		
02 = INVALID WRITE-IN VOTES	1	.80		
	01	02		
0203 BON3	116	1	0	
0239 BON39	8		0	

PERCENT	VOTES	PERCENT	WITH 1 OF 1 PRECINCTS REPORTING	VOTES
ALDERPERSON FENTON WARD 4 (VOTE FOR ) 1				
01 = JIM NOTTELMANN	114	41.45	03 = INVALID WRITE-IN VOTES	0
02 = LISA HORN	161	58.55		
	01	02	03	
0243 BON43	114	161	0	

WE, THE BOARD OF ELECTION COMMISSIONERS OF ST. LOUIS COUNTY, MISSOURI, ACTING AS THE VERIFICATION BOARD PURSUANT TO 115.507,R.S.Mo 1978, HEREBY CERTIFY THE FOREGOING TO BE A TRUE AND CORRECT ABSTRACT OF VOTES CAST FOR THE CANDIDATES AND ISSUES AT THE GENERAL MUNICIPAL ELECTION HELD IN ST. LOUIS COUNTY, MISSOURI, ON APRIL 8, 2008. IN TESTIMONY WHEREOF, WE HAVE HEREUNTO SET OUR HAND AT OUR OFFICE IN MAPLEWOOD, ST. LOUIS COUNTY, MISSOURI, ON APRIL 21, 2008.

JOHN J. DEHL, JR., CHAIRMAN    CHAIM H. ZIMBALIST, SECRETARY    ANITA T. YECKEL, COMMISSIONER    WILLIAM MILLER, JR., COMMISSIONER

ELECTION SUMMARY

GENERAL MUNICIPAL ELECTION  
CITY OF FERGUSON  
TUESDAY, APRIL 8, 2008

OFFICIAL RESULTS

WITH 15 OF 15 PRECINCTS REPORTING

PERCENT	TOTAL	PERCENT	TOTAL
01 = REGISTERED VOTERS - TOTAL ST. LOUIS CO	12,597		
02 = BALLOTS CAST - TOTAL ST. LOUIS COUNTY	717		5.69
	01	02	03
0702 FER2	486	25	5.14
0705 FER5	1111	90	8.10
0712 FER12,NRW9	408	29	7.11
0720 FER20	243	15	6.17
0721 FER21,NRW1	339	5	1.47
0732 FER32,40	740	68	9.19
0733 FER33,36	845	65	7.69
0734 FER34,35	1590	81	5.09
0738 FER38,47	636	64	10.06
2007 NRW7,17	1653	80	4.84
2019 NRW19,20	1333	78	5.85
2021 NRW21,24	1386	47	3.39
2025 NRW25,FER31	680	29	4.26
2026 NRW26	302	26	8.61
2027 NRW27,28,32	845	15	1.78

WITH 15 OF 15 PRECINCTS REPORTING

	VOTES	PERCENT
MAYOR FERGUSON (VOTE FOR ) 1		
01 = BRIAN PATRICK FLETCHER	591	96.73
02 = INVALID WRITE-IN VOTES	20	3.27
	01	02
0702 FER2	21	1
0705 FER5	71	2
0712 FER12,NRW9	25	0
0720 FER20	11	0
0721 FER21,NRW1	5	0
0732 FER32,40	54	3
0733 FER33,36	54	6
0734 FER34,35	68	3
0738 FER38,47	52	2
2007 NRW7,17	70	1
2019 NRW19,20	61	1
2021 NRW21,24	38	1
2025 NRW25,FER31	23	0
2026 NRW26	24	0
2027 NRW27,28,32	14	0

WITH 7 OF 7 PRECINCTS REPORTING

	VOTES	PERCENT
COUNCIL MEMBER FERGUSON WARD 1 (VOTE FOR ) 1		
01 = PEGGY FAUL	271	98.55
02 = INVALID WRITE-IN VOTES	4	1.45
	01	02
0702 FER2	22	1
0705 FER5	74	1
0712 FER12,NRW9	25	0
0720 FER20	11	1
0734 FER34,35	71	0
0738 FER38,47	50	1
2026 NRW26	18	0

WITH 4 OF 4 PRECINCTS REPORTING

	VOTES	PERCENT
COUNCIL MEMBER FERGUSON WARD 2 (VOTE FOR ) 1		
01 = DWAYNE T. JAMES	239	97.95
02 = INVALID WRITE-IN VOTES	5	2.05
	01	02
0732 FER32,40	54	1
0733 FER33,36	57	1
2007 NRW7,17	68	0
2019 NRW19,20	60	3

WITH 4 OF 4 PRECINCTS REPORTING

	VOTES	PERCENT
COUNCIL MEMBER FERGUSON WARD 3 (VOTE FOR ) 1		
01 = MICHAEL J. SALANT	75	97.40
02 = INVALID WRITE-IN VOTES	2	2.60
	01	02
0721 FER21,NRW1	4	0
2021 NRW21,24	36	2
2025 NRW25,FER31	23	0
2027 NRW27,28,32	12	0

WITH 15 OF 15 PRECINCTS REPORTING

	VOTES	PERCENT
PROPOSITION A FERGUSON **CHARTER AMEND-MAYOR/COUNCIL QUALIF** (VOTE FOR ) 1		
01 = YES	562	80.29
02 = NO	138	19.71
	01	02
0702 FER2	17	7
0705 FER5	74	13
0712 FER12,NRW9	21	8
0720 FER20	14	1
0721 FER21,NRW1	5	0
0732 FER32,40	58	10
0733 FER33,36	54	11

0734	FER34,35	66	13
0738	FER38,47	53	8
2007	NRW7,17	67	12
2019	NRW19,20	57	19
2021	NRW21,24	27	19
2025	NRW25,FER31	23	5
2026	NRW26	18	5
2027	NRW27,28,32	8	7

VOTES PERCENT WITH 15 OF 15 PRECINCTS REPORTING

PROPOSITION B FERGUSON  
 \*\*CHARTER AMEND-COUNCIL TERM\*\*  
 (VOTE FOR ) 1  
 01 = YES  
 02 = NO

545 77.97  
 154 22.03

01 02

0702	FER2	20	4
0705	FER5	77	11
0712	FER12,NRW9	18	10
0720	FER20	11	4
0721	FER21,NRW1	4	1
0732	FER32,40	49	18
0733	FER33,36	49	16
0734	FER34,35	66	14
0738	FER38,47	55	7
2007	NRW7,17	61	17
2019	NRW19,20	52	24
2021	NRW21,24	34	11
2025	NRW25,FER31	21	7
2026	NRW26	17	6
2027	NRW27,28,32	11	4

VOTES PERCENT WITH 15 OF 15 PRECINCTS REPORTING

PROPOSITION C FERGUSON  
 \*\*CHARTER AMEND-MAYOR/COUNCIL PAY\*\*  
 (VOTE FOR ) 1  
 01 = YES  
 02 = NO

508 72.88  
 189 27.12

01 02

0702	FER2	15	9
0705	FER5	70	20
0712	FER12,NRW9	21	7
0720	FER20	9	6
0721	FER21,NRW1	3	2
0732	FER32,40	47	20
0733	FER33,36	47	18
0734	FER34,35	57	23
0738	FER38,47	52	11
2007	NRW7,17	55	21
2019	NRW19,20	54	21
2021	NRW21,24	29	14
2025	NRW25,FER31	19	9
2026	NRW26	20	3
2027	NRW27,28,32	10	5

VOTES PERCENT WITH 15 OF 15 PRECINCTS REPORTING

PROPOSITION D FERGUSON  
 \*\*CHARTER AMEND-RE COMMUNICATIONS\*\*  
 (VOTE FOR ) 1  
 01 = YES  
 02 = NO

585 84.42  
 108 15.58

01 02

0702	FER2	21	3
0705	FER5	75	12
0712	FER12,NRW9	21	7
0720	FER20	14	1
0721	FER21,NRW1	3	2
0732	FER32,40	56	11
0733	FER33,36	48	16
0734	FER34,35	75	5
0738	FER38,47	57	7
2007	NRW7,17	61	14
2019	NRW19,20	63	12
2021	NRW21,24	37	6
2025	NRW25,FER31	21	7
2026	NRW26	21	4
2027	NRW27,28,32	12	1

VOTES PERCENT WITH 15 OF 15 PRECINCTS REPORTING

PROPOSITION E FERGUSON  
 \*\*CHARTER AMEND-REMOVE CITY MANAGER\*\*  
 (VOTE FOR ) 1  
 01 = YES  
 02 = NO

624 88.89  
 78 11.11

01 02

0702	FER2	23	2
0705	FER5	78	9
0712	FER12,NRW9	23	5
0720	FER20	15	0
0721	FER21,NRW1	5	0
0732	FER32,40	62	6
0733	FER33,36	56	9
0734	FER34,35	73	7
0738	FER38,47	62	2
2007	NRW7,17	69	10
2019	NRW19,20	66	10
2021	NRW21,24	35	9
2025	NRW25,FER31	23	5
2026	NRW26	20	4
2027	NRW27,28,32	14	0

VOTES PERCENT WITH 15 OF 15 PRECINCTS REPORTING

PROPOSITION F FERGUSON  
 \*\*CHARTER AMEND-PERSONNEL SYSTEM\*\*  
 (VOTE FOR ) 1

01 = YES  
02 = NO

533 78.04  
150 21.96

	01	02
0702 FER2	20	4
0705 FER5	70	17
0712 FER12,NRW9	21	5
0720 FER20	10	4
0721 FER21,NRW1	3	2
0732 FER32,40	49	16
0733 FER33,36	50	14
0734 FER34,35	61	19
0738 FER38,47	54	8
2007 NRW7,17	59	15
2019 NRW19,20	56	17
2021 NRW21,24	33	11
2025 NRW25,FER31	20	8
2026 NRW26	16	7
2027 NRW27,28,32	11	3

VOTES PERCENT

WITH 15 OF 15 PRECINCTS REPORTING

PROPOSITION G FERGUSON  
\*\*CHARTER AMEND-DEBT DISCLOSURES\*\*  
(VOTE FOR ) 1  
01 = YES  
02 = NO

621 89.22  
75 10.78

	01	02
0702 FER2	24	1
0705 FER5	77	11
0712 FER12,NRW9	22	5
0720 FER20	14	1
0721 FER21,NRW1	4	1
0732 FER32,40	63	5
0733 FER33,36	59	5
0734 FER34,35	71	8
0738 FER38,47	60	4
2007 NRW7,17	72	5
2019 NRW19,20	68	7
2021 NRW21,24	36	7
2025 NRW25,FER31	22	6
2026 NRW26	20	4
2027 NRW27,28,32	9	5

VOTES PERCENT


WITH 15 OF 15 PRECINCTS REPORTING


PROPOSITION H FERGUSON  
\*\*CHARTER AMEND-COUNCIL TERMINATION\*\*  
(VOTE FOR ) 1  
01 = YES  
02 = NO

536 76.68  
163 23.32


	01	02
0702 FER2	20	5
0705 FER5	74	14
0712 FER12,NRW9	17	12
0720 FER20	12	3
0721 FER21,NRW1	4	1
0732 FER32,40	51	17
0733 FER33,36	47	17
0734 FER34,35	57	23
0738 FER38,47	54	9
2007 NRW7,17	60	17
2019 NRW19,20	56	20
2021 NRW21,24	34	9
2025 NRW25,FER31	18	10
2026 NRW26	19	5
2027 NRW27,28,32	13	1

WE, THE BOARD OF ELECTION COMMISSIONERS OF ST. LOUIS COUNTY, MISSOURI, ACTING AS THE VERIFICATION BOARD PURSUANT TO 115.507.R.S.Mo 1978, HEREBY CERTIFY THE FOREGOING TO BE A TRUE AND CORRECT ABSTRACT OF VOTES CAST FOR THE CANDIDATES AND ISSUES AT THE GENERAL MUNICIPAL ELECTION HELD IN ST. LOUIS COUNTY, MISSOURI, ON APRIL 8, 2008. IN TESTIMONY WHEREOF, WE HAVE HEREUNTO SET OUR HAND AT OUR OFFICE IN MAPLEWOOD, ST. LOUIS COUNTY, MISSOURI, ON APRIL 21, 2008.

  
JOHN J. DEHL, JR., CHAIRMAN

  
CHAIM H. ZIMBALIST, SECRETARY

  
ANITA T. YECKEL, COMMISSIONER

  
WILLIAM MILLER, JR., COMMISSIONER

ELECTION SUMMARY

GENERAL MUNICIPAL ELECTION  
CITY OF FLOREDELL HILLS  
TUESDAY, APRIL 8, 2008

OFFICIAL RESULTS

PERCENT	TOTAL	PERCENT	WITH 2 OF 2 PRECINCTS REPORTING	TOTAL
01 = REGISTERED VOTERS - TOTAL ST. LOUIS CO	526			
02 = BALLOTS CAST - TOTAL ST. LOUIS COUNTY	30			
	01	02	03	
1931 NOR31	293	13	4.44	
1932 NOR32	233	17	7.30	

03 = VOTER TURNOUT - TOTAL ST. LOUIS COUNTY 5.70

=====


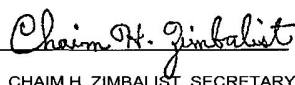


	VOTES	PERCENT	WITH 1 OF 1 PRECINCTS REPORTING
ALDERPERSON FLOREDELL HILLS WARD 1 (VOTE FOR ) 1	16	100.00	
01 = BERNICE DUSSOLD	0		
02 = INVALID WRITE-IN VOTES			
	01	02	
1932 NOR32	16	0	

=====

	VOTES	PERCENT	WITH 1 OF 1 PRECINCTS REPORTING
ALDERPERSON FLOREDELL HILLS WARD 2 (VOTE FOR ) 1	12	100.00	
01 = JOSEPH NOETH	0		
02 = INVALID WRITE-IN VOTES			
	01	02	
1931 NOR31	12	0	

=====

WE, THE BOARD OF ELECTION COMMISSIONERS OF ST. LOUIS COUNTY, MISSOURI, ACTING AS THE VERIFICATION BOARD PURSUANT TO 115.507,R.S.Mo 1978, HEREBY CERTIFY THE FOREGOING TO BE A TRUE AND CORRECT ABSTRACT OF VOTES CAST FOR THE CANDIDATES AND ISSUES AT THE GENERAL MUNICIPAL ELECTION HELD IN ST. LOUIS COUNTY, MISSOURI, ON APRIL 8, 2008. IN TESTIMONY WHEREOF, WE HAVE HEREUNTO SET OUR HAND AT OUR OFFICE IN MAPLEWOOD, ST. LOUIS COUNTY, MISSOURI, ON APRIL 21, 2008.

			
JOHN J. DEHL, JR., CHAIRMAN	CHAIM H. ZIMBALIST, SECRETARY	ANITA T. YECKEL, COMMISSIONER	WILLIAM MILLER, JR., COMMISSIONER

ELECTION SUMMARY

GENERAL MUNICIPAL ELECTION  
CITY OF FLORISSANT  
TUESDAY, APRIL 8, 2008

OFFICIAL RESULTS

WITH 17 OF 17 PRECINCTS REPORTING

PERCENT	TOTAL	PERCENT	TOTAL
01 = REGISTERED VOTERS - TOTAL ST. LOUIS CO	16,638	03 = VOTER TURNOUT - TOTAL ST. LOUIS COUNTY	12.17
02 = BALLOTS CAST - TOTAL ST. LOUIS COUNTY	2,025		
	01	02	03
0801 FLO1,2,LC7	943	61	6.47
0803 FLO3,FER41	1511	245	16.21
0804 FLO4	1459	229	15.70
0805 FLO5,15,25	1804	276	15.30
0809 FLO9,10	1373	76	5.54
0812 FLO12	392	118	30.10
0813 FLO13	443	53	11.96
0814 FLO14,28	1312	315	24.01
0816 FLO16,26,33,41	1515	233	15.38
0821 FLO21,27,38,LC23,34	1487	72	4.84
0822 FLO22	468	104	22.22
1302 LC2	820	63	7.68
1306 LC6	380	17	4.47
1310 LC10,25,FLO42	1360	69	5.07
1335 LC35	345	16	4.64
2108 NW8	783	71	9.07
2139 NW39	243	7	2.88

WITH 5 OF 5 PRECINCTS REPORTING

	VOTES	PERCENT
COUNCIL MEMBER FLORISSANT WARD 2 (VOTE FOR ) 1		
01 = JOHN A. GRIB	201	96.63
02 = INVALID WRITE-IN VOTES	7	3.37
	01	02
1302 LC2	61	0
1306 LC6	15	1
1310 LC10,25,FLO42	58	5
2108 NW8	61	1
2139 NW39	6	0

WITH 4 OF 4 PRECINCTS REPORTING

	VOTES	PERCENT
COUNCIL MEMBER FLORISSANT WARD 4 (VOTE FOR ) 1		
01 = KEITH A. ENGLISH	208	98.11
02 = INVALID WRITE-IN VOTES	4	1.89
	01	02
0801 FLO1,2,LC7	58	1
0809 FLO9,10	68	2
0821 FLO21,27,38,LC23,34	66	1
1335 LC35	16	0


WITH 4 OF 4 PRECINCTS REPORTING


PERCENT	VOTES	PERCENT	VOTES
COUNCIL MEMBER FLORISSANT WARD 6 (VOTE FOR ) 1			
01 = DAN SULLIVAN	351	45.64	
02 = ANDREW PODLESKI	417	54.23	
	01	02	03
0812 FLO12	61	57	0
0814 FLO14,28	133	180	1
0816 FLO16,26,33,41	107	126	0
0822 FLO22	50	54	0
	03		
03 = INVALID WRITE-IN VOTES			1 .13

WITH 4 OF 4 PRECINCTS REPORTING


PERCENT	VOTES	PERCENT	VOTES
COUNCIL MEMBER FLORISSANT WARD 8 (VOTE FOR ) 1			
01 = MARK SCHMIDT	400	50.44	
02 = GREG STRIEBEL	392	49.43	
	01	02	03
0803 FLO3,FER41	137	105	0
0804 FLO4	114	111	1
0805 FLO5,15,25	127	146	0
0813 FLO13	22	30	0
	03		
03 = INVALID WRITE-IN VOTES			1 .13

WE, THE BOARD OF ELECTION COMMISSIONERS OF ST. LOUIS COUNTY, MISSOURI, ACTING AS THE VERIFICATION BOARD PURSUANT TO 115.507,R.S.Mo 1978, HEREBY CERTIFY THE FOREGOING TO BE A TRUE AND CORRECT ABSTRACT OF VOTES CAST FOR THE CANDIDATES AND ISSUES AT THE GENERAL MUNICIPAL ELECTION HELD IN ST. LOUIS COUNTY, MISSOURI, ON APRIL 8, 2008. IN TESTIMONY WHEREOF, WE HAVE HEREUNTO SET OUR HAND AT OUR OFFICE IN MAPLEWOOD, ST. LOUIS COUNTY, MISSOURI, ON APRIL 21, 2008.

  
JOHN J. DEHL, JR., CHAIRMAN

  
CHAIM H. ZIMBALIST, SECRETARY

  
ANITA T. YECKEL, COMMISSIONER

  
WILLIAM MILLER, JR., COMMISSIONER

ELECTION SUMMARY

GENERAL MUNICIPAL ELECTION  
CITY OF FRONTENAC  
TUESDAY, APRIL 8, 2008

OFFICIAL RESULTS





		TOTAL	PERCENT	WITH 4 OF 4 PRECINCTS REPORTING	TOTAL
PERCENT					
01 = REGISTERED VOTERS - TOTAL ST. LOUIS CO		2,933		03 = VOTER TURNOUT - TOTAL ST. LOUIS COUNTY	6.82
02 = BALLOTS CAST - TOTAL ST. LOUIS COUNTY		200			
	01 02 03				
1834 MR34	477 33 6.92				
1846 MR46	470 41 8.72				
1851 MR51	961 54 5.62				
1857 MR57,68,69	1025 72 7.02				

		VOTES	PERCENT	WITH 2 OF 2 PRECINCTS REPORTING
ALDERPERSON FRONTENAC WARD 1 (VOTE FOR ) 1		65	100.00	
01 = JOHN W. WYNNE		0		
02 = INVALID WRITE-IN VOTES	01 02			
1834 MR34	28 0			
1846 MR46	37 0			

		VOTES	PERCENT	WITH 1 OF 1 PRECINCTS REPORTING
ALDERPERSON FRONTENAC WARD 2 (VOTE FOR ) 1		61	100.00	
01 = MARGOT MARTIN		0		
02 = INVALID WRITE-IN VOTES	01 02			
1857 MR57,68,69	61 0			

		VOTES	PERCENT	WITH 1 OF 1 PRECINCTS REPORTING
ALDERPERSON FRONTENAC WARD 3 (VOTE FOR ) 1		50	100.00	
01 = TOM HIZAR		0		
02 = INVALID WRITE-IN VOTES	01 02			
1851 MR51	50 0			

WE, THE BOARD OF ELECTION COMMISSIONERS OF ST. LOUIS COUNTY, MISSOURI, ACTING AS THE VERIFICATION BOARD PURSUANT TO 115.507.R.S.Mo 1978, HEREBY CERTIFY THE FOREGOING TO BE A TRUE AND CORRECT ABSTRACT OF VOTES CAST FOR THE CANDIDATES AND ISSUES AT THE GENERAL MUNICIPAL ELECTION HELD IN ST. LOUIS COUNTY, MISSOURI, ON APRIL 8, 2008. IN TESTIMONY WHEREOF, WE HAVE HEREUNTO SET OUR HAND AT OUR OFFICE IN MAPLEWOOD, ST. LOUIS COUNTY, MISSOURI, ON APRIL 21, 2008.

 JOHN J. DEHL, JR., CHAIRMAN  
 CHAIM H. ZIMBALIST, SECRETARY  
 ANITA T. YECKEL, COMMISSIONER  
 WILLIAM MILLER, JR., COMMISSIONER



ELECTION SUMMARY


GENERAL MUNICIPAL ELECTION  
VILLAGE OF GLEN ECHO PARK  
TUESDAY, APRIL 8, 2008


OFFICIAL RESULTS

		TOTAL	PERCENT	WITH 1 OF 1 PRECINCTS REPORTING	TOTAL
PERCENT					
01 = REGISTERED VOTERS - TOTAL ST. LOUIS CO		118		03 = VOTER TURNOUT - TOTAL ST. LOUIS COUNTY	23.73
02 = BALLOTS CAST - TOTAL ST. LOUIS COUNTY		28			
	01	02	03		
1940 NOR40	118	28	23.73		


		VOTES	PERCENT	WITH 1 OF 1 PRECINCTS REPORTING	VOTES
PERCENT					
TRUSTEE GLEN ECHO PARK					
(VOTE FOR ) 2					
01 = PATRICIA CHANDLER		19	36.54	03 = ROBERT VALLE, SR.	15
02 = LAVAUNT MAUPIN		18	34.62	04 = INVALID WRITE-IN VOTES	0
	01	02	03	04	
1940 NOR40	19	18	15	0	

WE, THE BOARD OF ELECTION COMMISSIONERS OF ST. LOUIS COUNTY, MISSOURI, ACTING AS THE VERIFICATION BOARD PURSUANT TO 115.507,R.S.Mo 1978, HEREBY CERTIFY THE FOREGOING TO BE A TRUE AND CORRECT ABSTRACT OF VOTES CAST FOR THE CANDIDATES AND ISSUES AT THE GENERAL MUNICIPAL ELECTION HELD IN ST. LOUIS COUNTY, MISSOURI, ON APRIL 8, 2008. IN TESTIMONY WHEREOF, WE HAVE HEREUNTO SET OUR HAND AT OUR OFFICE IN MAPLEWOOD, ST. LOUIS COUNTY, MISSOURI, ON APRIL 21, 2008.

  
JOHN J. DEHL, JR., CHAIRMAN

  
CHAIM H. ZIMBALIST, SECRETARY

  
ANITA T. YECKEL, COMMISSIONER

  
WILLIAM MILLER, JR., COMMISSIONER

ELECTION SUMMARY

GENERAL MUNICIPAL ELECTION  
CITY OF GLENDALE  
TUESDAY, APRIL 8, 2008

OFFICIAL RESULTS





PERCENT	TOTAL	PERCENT	TOTAL
01 = REGISTERED VOTERS - TOTAL ST. LOUIS CO	4,539		
02 = BALLOTS CAST - TOTAL ST. LOUIS COUNTY	449		
			03 = VOTER TURNOUT - TOTAL ST. LOUIS COUNTY
			9.89

	WITH 2 OF 2 PRECINCTS REPORTING		
	VOTES	PERCENT	
ALDERPERSON GLENDALE WARD 1 (VOTE FOR ) 1			
01 = MARTIN SCHIFF	128	97.71	
02 = INVALID WRITE-IN VOTES	3	2.29	
	01	02	
1132 JEF32,33	127	3	
1135 JEF35	1	0	

	WITH 2 OF 2 PRECINCTS REPORTING		
	VOTES	PERCENT	
ALDERPERSON GLENDALE WARD 2 (VOTE FOR ) 1			
01 = PAUL ROETTGER	135	98.54	
02 = INVALID WRITE-IN VOTES	2	1.46	
	01	02	
1102 JEF2,40	14	1	
1137 JEF37,39	121	1	

	WITH 2 OF 2 PRECINCTS REPORTING		
	VOTES	PERCENT	
ALDERPERSON GLENDALE WARD 3 (VOTE FOR ) 1			
01 = DAN SULLIVAN	139	99.29	
02 = INVALID WRITE-IN VOTES	1	.71	
	01	02	
1134 JEF34	121	1	
1136 JEF36	18	0	

WE, THE BOARD OF ELECTION COMMISSIONERS OF ST. LOUIS COUNTY, MISSOURI, ACTING AS THE VERIFICATION BOARD PURSUANT TO 115.507,R.S.Mo 1978, HEREBY CERTIFY THE FOREGOING TO BE A TRUE AND CORRECT ABSTRACT OF VOTES CAST FOR THE CANDIDATES AND ISSUES AT THE GENERAL MUNICIPAL ELECTION HELD IN ST. LOUIS COUNTY, MISSOURI, ON APRIL 8, 2008. IN TESTIMONY WHEREOF, WE HAVE HEREUNTO SET OUR HAND AT OUR OFFICE IN MAPLEWOOD, ST. LOUIS COUNTY, MISSOURI, ON APRIL 21, 2008.

JOHN J. DEHL, JR., CHAIRMAN      CHAIM H. ZIMBALIST, SECRETARY      ANITA T. YECKEL, COMMISSIONER      WILLIAM MILLER, JR., COMMISSIONER

ELECTION SUMMARY





GENERAL MUNICIPAL ELECTION  
TOWN OF GRANTWOOD VILLAGE  
TUESDAY, APRIL 8, 2008

OFFICIAL RESULTS

PERCENT	TOTAL	PERCENT	WITH 1 OF 1 PRECINCTS REPORTING	TOTAL
01 = REGISTERED VOTERS - TOTAL ST. LOUIS CO	707			
02 = BALLOTS CAST - TOTAL ST. LOUIS COUNTY	194			
	01	02	03	
0944 GRA44,49	707	194	27.44	

PERCENT	VOTES	PERCENT	WITH 1 OF 1 PRECINCTS REPORTING	VOTES
GRANTWOOD VILLAGE TRUSTEE (VOTE FOR ) 2				
01 = CATHY M. FORAND	130	35.14		
02 = DONALD L. DEMPSEY	126	34.05		
	01	02	03	
0944 GRA44,49	130	126	114	
				03 = NANCY HUMES(59) & WILLIAM HYPES(55) OF 114 30.81

WE, THE BOARD OF ELECTION COMMISSIONERS OF ST. LOUIS COUNTY, MISSOURI, ACTING AS THE VERIFICATION BOARD PURSUANT TO 115.507,R.S.Mo 1978, HEREBY CERTIFY THE FOREGOING TO BE A TRUE AND CORRECT ABSTRACT OF VOTES CAST FOR THE CANDIDATES AND ISSUES AT THE GENERAL MUNICIPAL ELECTION HELD IN ST. LOUIS COUNTY, MISSOURI, ON APRIL 8, 2008. IN TESTIMONY WHEREOF, WE HAVE HEREUNTO SET OUR HAND AT OUR OFFICE IN MAPLEWOOD, ST. LOUIS COUNTY, MISSOURI, ON APRIL 21, 2008.

			
JOHN J. DIEHL, JR., CHAIRMAN	CHAIM H. ZIMBALIST, SECRETARY	ANITA T. YECKEL, COMMISSIONER	WILLIAM MILLER, JR., COMMISSIONER

ELECTION SUMMARY

GENERAL MUNICIPAL ELECTION  
CITY OF GREEN PARK  
TUESDAY, APRIL 8, 2008

OFFICIAL RESULTS





		TOTAL	PERCENT	WITH 5 OF 5 PRECINCTS REPORTING	TOTAL
PERCENT					
01 = REGISTERED VOTERS - TOTAL ST. LOUIS CO		1,794		03 = VOTER TURNOUT - TOTAL ST. LOUIS COUNTY	17.78
02 = BALLOTS CAST - TOTAL ST. LOUIS COUNTY		319			
	01 02 03				
0611 CON11	433 . 43	9.93			
0612 CON12	3 . 0	.00			
0614 CON14	308 . 78	25.32			
0616 CON16	405 . 60	14.81			
0621 CON21	645 . 138	21.40			

		VOTES	PERCENT	WITH 2 OF 2 PRECINCTS REPORTING	VOTES
PERCENT					
ALDERPERSON GREEN PARK WARD 1					
(VOTE FOR ) 1					
01 = CAROL A. HAMILTON		77	57.04	03 = INVALID WRITE-IN VOTES	1 .74
02 = BOB A. REINAGEL		57	42.22		
	01 02 03				
0612 CON12	0	0	0		
0621 CON21	77	57	1		

		VOTES	PERCENT	WITH 2 OF 2 PRECINCTS REPORTING	VOTES
PERCENT					
ALDERPERSON GREEN PARK WARD 2					
(VOTE FOR ) 1					
01 = JACKIE WILSON		119	87.50	03 = INVALID WRITE-IN VOTES	0
02 = MICHAEL POVICH		17	12.50		
	01 02 03				
0614 CON14	71	6	0		
0616 CON16	48	11	0		

		VOTES	PERCENT	WITH 1 OF 1 PRECINCTS REPORTING	VOTES
ALDERPERSON GREEN PARK WARD 3					
(VOTE FOR ) 1					
01 = FRED BARAS		31	83.78		
02 = INVALID WRITE-IN VOTES		6	16.22		
	01 02				
0611 CON11	31	6			

WE, THE BOARD OF ELECTION COMMISSIONERS OF ST. LOUIS COUNTY, MISSOURI, ACTING AS THE VERIFICATION BOARD PURSUANT TO 115.507,R.S.Mo 1978, HEREBY CERTIFY THE FOREGOING TO BE A TRUE AND CORRECT ABSTRACT OF VOTES CAST FOR THE CANDIDATES AND ISSUES AT THE GENERAL MUNICIPAL ELECTION HELD IN ST. LOUIS COUNTY, MISSOURI, ON APRIL 8, 2008. IN TESTIMONY WHEREOF, WE HAVE HEREUNTO SET OUR HAND AT OUR OFFICE IN MAPLEWOOD, ST. LOUIS COUNTY, MISSOURI, ON APRIL 21, 2008.

 JOHN J. DEHL, JR., CHAIRMAN  
 CHAIM H. ZIMBALIST, SECRETARY  
 ANITA T. YECKEL, COMMISSIONER  
 WILLIAM MILLER, JR., COMMISSIONER

ELECTION SUMMARY

GENERAL MUNICIPAL ELECTION  
CITY OF GREENDALE  
TUESDAY, APRIL 8, 2008

OFFICIAL RESULTS

PERCENT	TOTAL	PERCENT	TOTAL
01 = REGISTERED VOTERS - TOTAL ST. LOUIS CO	561		
02 = BALLOTS CAST - TOTAL ST. LOUIS COUNTY	89		
			03 = VOTER TURNOUT - TOTAL ST. LOUIS COUNTY
			15.86

	WITH 2 OF 2 PRECINCTS REPORTING		
	TOTAL	PERCENT	TOTAL
1916 NOR16	353	42.11	90
1941 NOR41	208	47.22	60


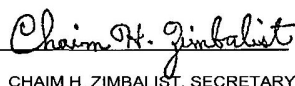


	WITH 1 OF 1 PRECINCTS REPORTING		
	VOTES	PERCENT	
ALDERPERSON GREENDALE WARD 1 (VOTE FOR ) 1	41	97.62	
01 = MABLE D. CLARK	1	2.38	
02 = INVALID WRITE-IN VOTES			
	01	02	
1916 NOR16	41	1	

=====

	WITH 1 OF 1 PRECINCTS REPORTING		
	VOTES	PERCENT	
ALDERPERSON GREENDALE WARD 2 (VOTE FOR ) 1	41	97.62	
01 = ALEXANDER HERMAN	1	2.38	
02 = INVALID WRITE-IN VOTES			
	01	02	
1941 NOR41	41	1	

=====

WE, THE BOARD OF ELECTION COMMISSIONERS OF ST. LOUIS COUNTY, MISSOURI, ACTING AS THE VERIFICATION BOARD PURSUANT TO 115.507,R.S.Mo 1978, HEREBY CERTIFY THE FOREGOING TO BE A TRUE AND CORRECT ABSTRACT OF VOTES CAST FOR THE CANDIDATES AND ISSUES AT THE GENERAL MUNICIPAL ELECTION HELD IN ST. LOUIS COUNTY, MISSOURI, ON APRIL 8, 2008. IN TESTIMONY WHEREOF, WE HAVE HEREUNTO SET OUR HAND AT OUR OFFICE IN MAPLEWOOD, ST. LOUIS COUNTY, MISSOURI, ON APRIL 21, 2008.

			
JOHN J. DEHL, JR., CHAIRMAN	CHAIM H. ZIMBALIST, SECRETARY	ANITA T. YECKEL, COMMISSIONER	WILLIAM MILLER, JR., COMMISSIONER

ELECTION SUMMARY


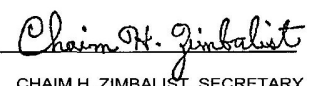


GENERAL MUNICIPAL ELECTION  
 HANCOCK PLACE SCHOOL DISTRICT  
 TUESDAY, APRIL 8, 2008

OFFICIAL RESULTS

PERCENT	TOTAL	PERCENT	WITH 4 OF 4 PRECINCTS REPORTING	TOTAL
01 = REGISTERED VOTERS - TOTAL ST. LOUIS CO	4,694			
02 = BALLOTS CAST - TOTAL ST. LOUIS COUNTY	534			
			03 = VOTER TURNOUT - TOTAL ST. LOUIS COUNTY	11.38
1401 LEM1,5	1583	168	10.61	
1402 LEM2,3,34	1603	197	12.29	
1407 LEM7,9	1423	147	10.33	
1425 LEM25	85	22	25.88	

	VOTES	PERCENT	WITH 4 OF 4 PRECINCTS REPORTING
PROPOSITION P HANCOCK PLACE SCHOOL DISTRICT			
**BONDS-CAPITAL IMPROV (57.15% NEEDED)**			
(VOTE FOR ) 1			
01 = YES	426	79.78	
02 = NO	108	20.22	
1401 LEM1,5	129	39	
1402 LEM2,3,34	163	34	
1407 LEM7,9	116	31	
1425 LEM25	18	4	

WE, THE BOARD OF ELECTION COMMISSIONERS OF ST. LOUIS COUNTY, MISSOURI, ACTING AS THE VERIFICATION BOARD PURSUANT TO 115.507,R.S.Mo 1978, HEREBY CERTIFY THE FOREGOING TO BE A TRUE AND CORRECT ABSTRACT OF VOTES CAST FOR THE CANDIDATES AND ISSUES AT THE GENERAL MUNICIPAL ELECTION HELD IN ST. LOUIS COUNTY, MISSOURI, ON APRIL 8, 2008. IN TESTIMONY WHEREOF, WE HAVE HEREUNTO SET OUR HAND AT OUR OFFICE IN MAPLEWOOD, ST. LOUIS COUNTY, MISSOURI, ON APRIL 21, 2008.

			
JOHN J. DEHL, JR., CHAIRMAN	CHAIM H. ZIMBALIST, SECRETARY	ANITA T. YECKEL, COMMISSIONER	WILLIAM MILLER, JR., COMMISSIONER

ELECTION SUMMARY


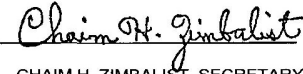


GENERAL MUNICIPAL ELECTION  
 VILLAGE OF HANLEY HILLS  
 TUESDAY, APRIL 8, 2008

OFFICIAL RESULTS

		TOTAL	PERCENT	WITH 1 OF 1 PRECINCTS REPORTING		TOTAL
PERCENT						
01 = REGISTERED VOTERS - TOTAL ST. LOUIS CO		1,413			03 = VOTER TURNOUT - TOTAL ST. LOUIS COUNTY	4.25
02 = BALLOTS CAST - TOTAL ST. LOUIS COUNTY		60				
	01 02 03					
2746 UNV46	1413 . 60	4.25				

		VOTES	PERCENT	WITH 1 OF 1 PRECINCTS REPORTING		VOTES
PERCENT						
TRUSTEE HANLEY HILLS						
(VOTE FOR ) 4						
01 = ROBERT SANDIDGE		35	25.55		04 = STANLEY TAYLOR	34 24.82
02 = TERRY K. BREWER		33	24.09		05 = INVALID WRITE-IN VOTES	0
03 = JEFF WALTON		35	25.55			
	01 02 03 04 05					
2746 UNV46	35 33 35 34 0					

WE, THE BOARD OF ELECTION COMMISSIONERS OF ST. LOUIS COUNTY, MISSOURI, ACTING AS THE VERIFICATION BOARD PURSUANT TO 115.507,R.S.Mo 1978, HEREBY CERTIFY THE FOREGOING TO BE A TRUE AND CORRECT ABSTRACT OF VOTES CAST FOR THE CANDIDATES AND ISSUES AT THE GENERAL MUNICIPAL ELECTION HELD IN ST. LOUIS COUNTY, MISSOURI, ON APRIL 8, 2008. IN TESTIMONY WHEREOF, WE HAVE HEREUNTO SET OUR HAND AT OUR OFFICE IN MAPLEWOOD, ST. LOUIS COUNTY, MISSOURI, ON APRIL 21, 2008.

			
JOHN J. DIEHL, JR., CHAIRMAN	CHAIM H. ZIMBALIST, SECRETARY	ANITA T. YECKEL, COMMISSIONER	WILLIAM MILLER, JR., COMMISSIONER

ELECTION SUMMARY

GENERAL MUNICIPAL ELECTION  
HAZELWOOD SCHOOL DISTRICT  
TUESDAY, APRIL 8, 2008

OFFICIAL RESULTS

WITH 75 OF 75 PRECINCTS REPORTING

PERCENT	TOTAL	PERCENT	TOTAL
01 = REGISTERED VOTERS - TOTAL ST. LOUIS COUNTY	77,453	03 = VOTER TURNOUT - TOTAL ST. LOUIS COUNTY	5.55
02 = BALLOTS CAST - TOTAL ST. LOUIS COUNTY	4,302		
	01	02	03
0119 AP19,45	1146	133	11.61
0134 AP34,FER11,26	707	30	4.24
0701 FER1	935	136	14.55
0702 FER2	486	25	5.14
0704 FER4	111	3	2.70
0706 FER6	335	19	5.67
0717 FER17	285	6	2.11
0718 FER18	337	19	5.64
0719 FER19	1167	53	4.54
0722 FER22,27,29,SPL9	1772	73	4.12
0725 FER25	3	0	.00
0737 FER37,44	1944	95	4.89
0742 FER42	1060	43	4.06
0801 FLO1,2,LC7	943	61	6.47
0809 FLO9,10	1373	76	5.54
0821 FLO21,27,38,LC23,34	1487	72	4.84
0835 FLO35,LC16,18	450	98	21.78
0836 FLO36	597	17	2.85
0840 FLO40,LC39	123	4	3.25
1302 LC2	820	63	7.68
1303 LC3	714	28	3.92
1305 LC5,19,27	1489	62	4.16
1306 LC6	380	17	4.47
1308 LC8,31	1343	56	4.17
1309 LC9	1272	82	6.45
1310 LC10,25,FLO42	1360	69	5.07
1311 LC11,15,33,40	1872	83	4.43
1312 LC12,32	1312	36	2.74
1313 LC13,38	1050	54	5.14
1314 LC14	1330	42	3.16
1317 LC17,24	1133	25	2.21
1320 LC20	353	9	2.55
1321 LC21	1685	33	1.96
1322 LC22,28	1834	95	5.18
1326 LC26,SPL6	1608	45	2.80
1329 LC29,NW7	1070	295	27.57
1330 LC30,SPL8	1813	37	2.04
1335 LC35	345	16	4.64
1336 LC36	340	23	6.76
1337 LC37	1277	43	3.37
2102 NW2,16	1490	63	4.23
2104 NW4	577	22	3.81
2106 NW6,29	2	0	.00
2108 NW8	783	71	9.07
2109 NW9	364	125	34.34
2110 NW10,28,LC4	1491	38	2.55
2111 NW11	611	0	.00
2115 NW15,LC1	635	17	2.68
2118 NW18,30,41,48	2235	287	12.84
2122 NW22,24,46	1069	47	4.40
2123 NW23,34,45	1195	57	4.77
2125 NW25,27	616	46	7.47
2139 NW39	243	7	2.88
2140 NW40	1016	267	26.28
2144 NW44	47	7	14.89
2152 NW52	303	18	5.94
2401 SF1	1059	25	2.36
2406 SF6,9	1478	44	2.98
2407 SF7,8,37,38,39	1590	51	3.21
2410 SF10	1086	57	5.25
2426 SF26,40	28	3	10.71
2436 SF36	113	25	22.12
2501 SPL1	1657	43	2.60
2502 SPL2,24,25	1646	49	2.98
2503 SPL3	1926	34	1.77
2504 SPL4	1032	47	4.55
2505 SPL5,13,17	1705	46	2.70
2507 SPL7	1555	66	4.24
2510 SPL10,14,27	1868	89	4.76
2511 SPL11,29	2539	99	3.90
2515 SPL15,FER16	1221	188	15.40
2519 SPL19,23,30	1924	73	3.79
2521 SPL21	622	39	6.27
2522 SPL22	981	32	3.26
2528 SPL28	1085	44	4.06


PERCENT	VOTES	PERCENT	VOTES
DIRECTOR HAZELWOOD SCHOOL DISTRICT			
(VOTE FOR ) 3			
01 = DIANE DOWDY	2,809	32.48	2,868
02 = CHARLES (CHUCK) WOODS	2,859	33.06	112
			03 = ANN GIBBONS
			04 = INVALID WRITE-IN VOTES
	01	02	03
0119 AP19,45	71	65	73
0134 AP34,FER11,26	23	22	23
0701 FER1	98	91	95
0702 FER2	17	17	14
0704 FER4	2	3	2
0706 FER6	15	14	14
0717 FER17	2	2	4
0718 FER18	15	15	13
0719 FER19	27	33	32
0722 FER22,27,29,SPL9	56	57	51
0725 FER25	0	0	0
0737 FER37,44	67	58	49
0742 FER42	34	34	33
0801 FLO1,2,LC7	46	46	46
0809 FLO9,10	53	55	59
0821 FLO21,27,38,LC23,34	47	42	46
0835 FLO35,LC16,18	51	45	66
0836 FLO36	11	15	12
0840 FLO40,LC39	4	4	4

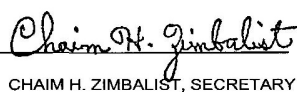


1302	LC2	47	50	48	0
1303	LC3	18	20	21	2
1305	LC5,19,27	43	44	41	3
1306	LC6	14	13	14	3
1308	LC8,31	40	37	40	7
1309	LC9	56	59	55	0
1310	LC10,25,FLO42	41	39	51	4
1311	LC11,15,33,40	56	67	63	0
1312	LC12,32	28	30	22	3
1313	LC13,38	43	40	46	5
1314	LC14	30	32	28	0
1317	LC17,24	20	20	20	0
1320	LC20	6	4	5	0
1321	LC21	22	26	25	2
1322	LC22,28	60	66	68	0
1326	LC26,SPL6	31	38	32	4
1329	LC29,NW7	198	192	190	6
1330	LC30,SPL8	24	25	26	1
1335	LC35	11	11	12	0
1336	LC36	16	17	17	0
1337	LC37	34	40	35	2
2102	NW2,16	41	43	33	1
2104	NW4	14	17	16	1
2106	NW6,29	0	0	0	0
2108	NW8	39	44	51	0
2109	NW9	76	85	77	1
2110	NW10,28,LC4	27	24	28	0
2111	NW11	0	0	0	0
2115	NW15,LC1	11	11	13	0
2118	NW18,30,41,48	156	165	176	2
2122	NW22,24,46	24	23	28	1
2123	NW23,34,45	45	41	48	1
2125	NW25,27	31	35	32	3
2139	NW39	2	3	3	0
2140	NW40	169	170	175	6
2144	NW44	4	2	6	0
2152	NW52	9	14	10	0
2401	SF1	18	19	19	3
2406	SF6,9	29	29	28	0
2407	SF7,8,37,38,39	44	42	42	0
2410	SF10	47	41	48	1
2426	SF26,40	3	2	2	0
2436	SF36	16	14	14	1
2501	SPL1	25	28	23	8
2502	SPL2,24,25	34	36	31	0
2503	SPL3	23	26	22	0
2504	SPL4	28	29	30	3
2505	SPL5,13,17	26	30	33	0
2507	SPL7	40	37	39	0
2510	SPL10,14,27	60	56	62	8
2511	SPL11,29	63	62	61	3
2515	SPL15,FER16	88	101	88	5
2519	SPL19,23,30	58	58	56	0
2521	SPL21	26	28	29	0
2522	SPL22	19	18	15	0
2528	SPL28	37	38	35	2

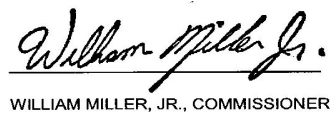
=====

WE, THE BOARD OF ELECTION COMMISSIONERS OF ST. LOUIS COUNTY, MISSOURI, ACTING AS THE VERIFICATION BOARD PURSUANT TO 115.507.R.S.Mo 1978, HEREBY CERTIFY THE FOREGOING TO BE A TRUE AND CORRECT ABSTRACT OF VOTES CAST FOR THE CANDIDATES AND ISSUES AT THE GENERAL MUNICIPAL ELECTION HELD IN ST. LOUIS COUNTY, MISSOURI, ON APRIL 8, 2008. IN TESTIMONY WHEREOF, WE HAVE HEREUNTO SET OUR HAND AT OUR OFFICE IN MAPLEWOOD, ST. LOUIS COUNTY, MISSOURI, ON APRIL 21, 2008.

  
 JOHN J. DEHL, JR., CHAIRMAN

  
 CHAIM H. ZIMBALIST, SECRETARY

  
 ANITA T. YECKEL, COMMISSIONER

  
 WILLIAM MILLER, JR., COMMISSIONER

ELECTION SUMMARY

GENERAL MUNICIPAL ELECTION  
CITY OF HAZELWOOD  
TUESDAY, APRIL 8, 2008

OFFICIAL RESULTS

		TOTAL	PERCENT	WITH 10 OF 10 PRECINCTS REPORTING	TOTAL
PERCENT					
01 = REGISTERED VOTERS - TOTAL ST. LOUIS CO		8,687		03 = VOTER TURNOUT - TOTAL ST. LOUIS COUNTY	16.40
02 = BALLOTS CAST - TOTAL ST. LOUIS COUNTY		1,425			
	01 02 03				
0119 AP19,45	1146 . 133	11.61			
0701 FER1	935 . 136	14.55			
0724 FER24	856 . 84	9.81			
0835 FLO35,LC16,18	450 . 98	21.78			
1329 LC29,NW7	1070 . 295	27.57			
2105 NW5,47	4 . 0	.00			
2109 NW9	364 . 125	34.34			
2111 NW11	611 . 0	.00			
2118 NW18,30,41,48	2235 . 287	12.84			
2140 NW40	1016 . 267	26.28			





		VOTES	PERCENT	WITH 4 OF 4 PRECINCTS REPORTING	VOTES
PERCENT					
COUNCIL MEMBER HAZELWOOD WARD 2					
(VOTE FOR ) 1					
01 = ROBERT R. HEUERMANN		111	49.33	03 = INVALID WRITE-IN VOTES	0
02 = BOB AUBUCHON		114	50.67		
	01 02 03				
0119 AP19,45	69 62 0				
0835 FLO35,LC16,18	42 52 0				
2105 NW5,47	0 0 0				
2111 NW11	0 0 0				

		VOTES	PERCENT	WITH 1 OF 1 PRECINCTS REPORTING	VOTES
COUNCIL MEMBER HAZELWOOD WARD 4					
(VOTE FOR ) 1					
01 = MIKE CONLEY		261	97.75		
02 = MARY O'REILLY (3) WRITE-IN	VOTES OF	6	2.25		
	01 02				
2118 NW18,30,41,48	261 6				

		VOTES	PERCENT	WITH 2 OF 2 PRECINCTS REPORTING	VOTES
PERCENT					
COUNCIL MEMBER HAZELWOOD WARD 6					
(VOTE FOR ) 1					
01 = PATRICIA ROBIN		98	44.95	03 = INVALID WRITE-IN VOTES	0
02 = WARREN (BUTCH) TAYLOR		120	55.05		
	01 02 03				
0701 FER1	63 73 0				
0724 FER24	35 47 0				

		VOTES	PERCENT	WITH 3 OF 3 PRECINCTS REPORTING	VOTES
COUNCIL MEMBER HAZELWOOD WARD 8					
(VOTE FOR ) 1					
01 = BOB COCKS		118	17.38		
02 = MARY SINGLETON(408)& G.BANGERT(151) OF		561	82.62		
	01 02				
1329 LC29,NW7	41 250				
2109 NW9	34 89				
2140 NW40	43 222				

WE, THE BOARD OF ELECTION COMMISSIONERS OF ST. LOUIS COUNTY, MISSOURI, ACTING AS THE VERIFICATION BOARD PURSUANT TO 115.507,R.S.Mo 1978, HEREBY CERTIFY THE FOREGOING TO BE A TRUE AND CORRECT ABSTRACT OF VOTES CAST FOR THE CANDIDATES AND ISSUES AT THE GENERAL MUNICIPAL ELECTION HELD IN ST. LOUIS COUNTY, MISSOURI, ON APRIL 8, 2008. IN TESTIMONY WHEREOF, WE HAVE HEREUNTO SET OUR HAND AT OUR OFFICE IN MAPLEWOOD, ST. LOUIS COUNTY, MISSOURI, ON APRIL 21, 2008.

 JOHN J. DEHL, JR., CHAIRMAN
  CHAIM H. ZIMBALIST, SECRETARY
  ANITA T. YECKEL, COMMISSIONER
  WILLIAM MILLER, JR., COMMISSIONER

ELECTION SUMMARY





GENERAL MUNICIPAL ELECTION  
VILLAGE OF HILLSDALE  
TUESDAY, APRIL 8, 2008

OFFICIAL RESULTS

		TOTAL	PERCENT	WITH 2 OF 2 PRECINCTS REPORTING		TOTAL
PERCENT						
01 = REGISTERED VOTERS - TOTAL ST. LOUIS CO		997			03 = VOTER TURNOUT - TOTAL ST. LOUIS COUNTY	4.01
02 = BALLOTS CAST - TOTAL ST. LOUIS COUNTY		40				
	01	02	03			
2737 UNV37	343	22	6.41			
2747 UNV47	654	18	2.75			

		VOTES	PERCENT	WITH 2 OF 2 PRECINCTS REPORTING		VOTES
PERCENT						
TRUSTEE HILLSDALE						
(VOTE FOR ) 3						
01 = DOROTHY MOORE		31	46.97	03 = DARRYL W. ADKINS	18	27.27
02 = WILLIE TYUS, SR.		17	25.76	04 = INVALID WRITE-IN VOTES	0	
	01	02	03	04		
2737 UNV37	18	6	7	0		
2747 UNV47	13	11	11	0		

WE, THE BOARD OF ELECTION COMMISSIONERS OF ST. LOUIS COUNTY, MISSOURI, ACTING AS THE VERIFICATION BOARD PURSUANT TO 115.507,R.S.Mo 1978, HEREBY CERTIFY THE FOREGOING TO BE A TRUE AND CORRECT ABSTRACT OF VOTES CAST FOR THE CANDIDATES AND ISSUES AT THE GENERAL MUNICIPAL ELECTION HELD IN ST. LOUIS COUNTY, MISSOURI, ON APRIL 8, 2008. IN TESTIMONY WHEREOF, WE HAVE HEREUNTO SET OUR HAND AT OUR OFFICE IN MAPLEWOOD, ST. LOUIS COUNTY, MISSOURI, ON APRIL 21, 2008.

			
JOHN J. DEHL, JR., CHAIRMAN	CHAIM H. ZIMBALIST, SECRETARY	ANITA T. YECKEL, COMMISSIONER	WILLIAM MILLER, JR., COMMISSIONER

ELECTION SUMMARY

GENERAL MUNICIPAL ELECTION  
CITY OF HUNTLEIGH  
TUESDAY, APRIL 8, 2008





OFFICIAL RESULTS

		TOTAL	PERCENT	WITH 3 OF 3 PRECINCTS REPORTING		TOTAL
PERCENT						
01 = REGISTERED VOTERS - TOTAL ST. LOUIS CO		291			03 = VOTER TURNOUT - TOTAL ST. LOUIS COUNTY	5.50
02 = BALLOTS CAST - TOTAL ST. LOUIS COUNTY		16				
	01 02 03					
0534 CLA34	86 . . 5	5.81				
0536 CLA36	74 . . 3	4.05				
0555 CLA55	131 . . 8	6.11				

		VOTES	PERCENT	WITH 1 OF 1 PRECINCTS REPORTING	
ALDERPERSON HUNTLEIGH WARD 1 (VOTE FOR ) 1		3	100.00		
01 = STEPHEN A. ORTHWEIN		0			
02 = INVALID WRITE-IN VOTES	01 02				
0536 CLA36	3 0				

		VOTES	PERCENT	WITH 2 OF 2 PRECINCTS REPORTING	
ALDERPERSON HUNTLEIGH WARD 2 (VOTE FOR ) 1		13	100.00		
01 = RICHARD L. NIX, JR.		0			
02 = INVALID WRITE-IN VOTES	01 02				
0534 CLA34	5 0				
0555 CLA55	8 0				

WE, THE BOARD OF ELECTION COMMISSIONERS OF ST. LOUIS COUNTY, MISSOURI, ACTING AS THE VERIFICATION BOARD PURSUANT TO 115.507,R.S.Mo 1978, HEREBY CERTIFY THE FOREGOING TO BE A TRUE AND CORRECT ABSTRACT OF VOTES CAST FOR THE CANDIDATES AND ISSUES AT THE GENERAL MUNICIPAL ELECTION HELD IN ST. LOUIS COUNTY, MISSOURI, ON APRIL 8, 2008. IN TESTIMONY WHEREOF, WE HAVE HEREUNTO SET OUR HAND AT OUR OFFICE IN MAPLEWOOD, ST. LOUIS COUNTY, MISSOURI, ON APRIL 21, 2008.

			
JOHN J. DIEHL, JR., CHAIRMAN	CHAIM H. ZIMBALIST, SECRETARY	ANITA T. YECKEL, COMMISSIONER	WILLIAM MILLER, JR., COMMISSIONER

ELECTION SUMMARY

GENERAL MUNICIPAL ELECTION

OFFICIAL RESULTS

RUN DATE:04/18/08 09:50 AM

JUNIOR COLLEGE DIST #1  
TUESDAY, APRIL 8, 2008

WITH 368 OF 368 PRECINCTS REPORTING

	TOTAL	PERCENT	TOTAL
PERCENT			
01 = REGISTERED VOTERS - TOTAL ST. LOUIS CO	294,331		03 = VOTER TURNOUT - TOTAL ST. LOUIS COUNTY
8.48			
02 = BALLOTS CAST - TOTAL ST. LOUIS COUNTY	24,968		
	01	02	03
0101 AP1, 2, 3	987	51	5.17
0104 AP4, 28, MID50	1304	50	3.83
0105 AP5, 18, 21, 39, 48, 53	1476	64	4.34
0106 AP6, 9, 13, 52	1541	69	4.48
0107 AP7	199	23	11.56
0108 AP8, 24	951	44	4.63
0110 AP10	1127	160	14.20
0111 AP11, 20	322	23	7.14
0114 AP14, MID19	467	18	3.85
0115 AP15	312	10	3.21
0117 AP17, 26, 42	1828	79	4.32
0119 AP19, 45	1146	133	11.61
0123 AP23	263	7	2.66
0125 AP25, 30	442	22	4.98
0127 AP27, 54	701	72	10.27
0129 AP29, 35	283	4	1.41
0131 AP31	803	60	7.47
0132 AP32	622	26	4.18
0133 AP33	250	19	7.60
0134 AP34, FER11, 26	707	30	4.24
0136 AP36	129	6	4.65
0137 AP37, 41, MID1, MHT12	855	24	2.81
0140 AP40, MID56	923	62	6.72
0144 AP44	361	34	9.42
0146 AP46	63	5	7.94
0147 AP47	45	1	2.22
0149 AP49	698	49	7.02
0150 AP50	663	74	11.16
0151 AP51	213	27	12.68
0156 AP56	807	120	14.87
0157 AP57	207	63	30.43
0312 CC12, 13, 15, 19, 22, 27, 40+	1720	183	10.64
0317 CC17	806	26	3.23
0318 CC18, MID57	3	0	.00
0320 CC20, 46, 63, 65	1705	132	7.74
0321 CC21, 28, 29, 34, 39, 48, 60+	2117	235	11.10
0323 CC23, 36	1580	165	10.44
0325 CC25	365	6	1.64
0330 CC30	155	1	.65
0331 CC31	843	38	4.51
0333 CC33, 62	371	50	13.48
0337 CC37	140	26	18.57
0338 CC38, 47	143	6	4.20
0341 CC41	344	8	2.33
0342 CC42, 69	796	33	4.15
0344 CC44	995	35	3.52
0353 CC53, 54	1322	30	2.27
0355 CC55, MR76	585	41	7.01
0358 CC58	500	23	4.60
0501 CLA1	1221	205	16.79
0502 CLA2	462	15	3.25
0503 CLA3, 10, 11	1942	76	3.91
0504 CLA4	499	23	4.61
0505 CLA5, 56, UNV41	1578	224	14.20
0507 CLA7	396	35	8.84
0508 CLA8, 44, 53	970	43	4.43
0509 CLA9, 19	653	63	9.65
0512 CLA12, 26	411	31	7.54
0513 CLA13, 14, 47	1361	133	9.77
0515 CLA15, 16	1326	93	7.01
0520 CLA20	685	113	16.50
0524 CLA24	415	32	7.71
0525 CLA25, 40	954	49	5.14
0528 CLA28	219	21	9.59
0534 CLA34	86	5	5.81
0537 CLA37	902	80	8.87
0545 CLA45	1019	87	8.54
0701 FER1	935	136	14.55
0702 FER2	486	25	5.14
0703 FER3, 15	406	15	3.69
0704 FER4	111	3	2.70
0705 FER5	1111	90	8.10
0706 FER6	335	19	5.67
0707 FER7	360	22	6.11
0708 FER8	739	52	7.04
0709 FER9, 10	533	41	7.69
0712 FER12, NRW9	408	29	7.11
0713 FER13, 23	817	51	6.24
0714 FER14, 43	964	54	5.60
0717 FER17	285	6	2.11
0718 FER18	337	19	5.64
0719 FER19	1167	53	4.54
0720 FER20	243	15	6.17
0721 FER21, NRW1	339	5	1.47
0722 FER22, 27, 29, SPL9	1772	73	4.12
0724 FER24	856	84	9.81
0725 FER25	3	0	.00
0728 FER28, 30	823	53	6.44
0732 FER32, 40	740	68	9.19
0733 FER33, 36	845	65	7.69
0734 FER34, 35	1590	81	5.09
0737 FER37, 44	1944	95	4.89
0738 FER38, 47	636	64	10.06
0742 FER42	1060	43	4.06
0745 FER45	251	10	3.98
0748 FER48, 50, 51	780	38	4.87
0801 FLO1, 2, LC7	943	61	6.47
0803 FLO3, FER41	1511	245	16.21
0804 FLO4	1459	229	15.70
0805 FLO5, 15, 25	1804	276	15.30
0806 FLO6	996	36	3.61
0807 FLO7, 29, 34	1215	65	5.35
0808 FLO8, 37	1362	81	5.95
0809 FLO9, 10	1373	76	5.54

0811	FLO11	581	. 50	8.61
0812	FLO12	392	. 118	30.10
0813	FLO13	443	. 53	11.96
0814	FLO14, 28	1312	. 315	24.01
0816	FLO16, 26, 33, 41	1515	. 233	15.38
0817	FLO17, SPL18	1638	. 69	4.21
0818	FLO18, 23	1374	. 47	3.42
0819	FLO19, 24	1712	. 46	2.69
0820	FLO20, 31, 32, 39	1132	. 67	5.92
0821	FLO21, 27, 38, LC23, 34	1487	. 72	4.84
0822	FLO22	468	. 104	22.22
0830	FLO30	803	. 36	4.48
0835	FLO35, LC16, 18	450	. 98	21.78
0836	FLO36	597	. 17	2.85
0840	FLO40, LC39	123	. 4	3.25
1001	HAD1, 2, 3	2031	. 80	3.94
1004	HAD4	1547	. 4	.26
1005	HAD5, 37	486	. 8	1.65
1006	HAD6, 7	1224	. 60	4.90
1008	HAD8	755	. 108	14.30
1009	HAD9	912	. 265	29.06
1010	HAD10, 11	1396	. 175	12.54
1012	HAD12, 13	1292	. 192	14.86
1014	HAD14	762	. 20	2.62
1015	HAD15, 16	984	. 29	2.95
1017	HAD17	200	. 0	.00
1018	HAD18	5	. 0	.00
1020	HAD20	548	. 68	12.41
1302	LC2	820	. 63	7.68
1303	LC3	714	. 28	3.92
1305	LC5, 19, 27	1489	. 62	4.16
1306	LC6	380	. 17	4.47
1308	LC8, 31	1343	. 56	4.17
1309	LC9	1272	. 82	6.45
1310	LC10, 25, FLO42	1360	. 69	5.07
1311	LC11, 15, 33, 40	1872	. 83	4.43
1312	LC12, 33	1312	. 36	2.74
1313	LC13, 38	1050	. 54	5.14
1314	LC14	1330	. 42	3.16
1317	LC17, 24	1133	. 25	2.21
1320	LC20	353	. 9	2.55
1321	LC21	1685	. 33	1.96
1322	LC22, 28	1834	. 95	5.18
1326	LC26, SPL6	1608	. 45	2.80
1329	LC29, NW7	1070	. 295	27.57
1330	LC30, SPL8	1813	. 37	2.04
1335	LC35	345	. 16	4.64
1336	LC36	340	. 23	6.76
1337	LC37	1277	. 43	3.37
1615	MHT15, NW38	1056	. 52	4.92
1616	MHT16	430	. 34	7.91
1618	MHT18, NW49	1261	. 71	5.63
1622	MHT22	1224	. 43	3.51
1702	MID2, 3, 45	1450	. 320	22.07
1704	MID4, 48	952	. 134	14.08
1705	MID5, 54, 59, CC26	1358	. 224	16.49
1706	MID6, 11	592	. 92	15.54
1707	MID7, AP22	516	. 80	15.50
1708	MID8	425	. 20	4.71
1709	MID9	842	. 90	10.69
1710	MID10	139	. 59	42.45
1712	MID12	1381	. 197	14.27
1713	MID13, 14	1283	. 185	14.42
1715	MID15	460	. 38	8.26
1716	MID16, 36	414	. 53	12.80
1717	MID17, 34	1378	. 75	5.44
1718	MID18	351	. 35	9.97
1720	MID20	19	. 10	52.63
1721	MID21, 41	565	. 110	19.47
1722	MID22	666	. 132	19.82
1723	MID23	534	. 28	5.24
1724	MID24, CC57	717	. 29	4.04
1725	MID25	50	. 9	18.00
1726	MID26, 39, 51	567	. 24	4.23
1727	MID27	336	. 23	6.85
1728	MID28, AP16, 43, NOR44	285	. 14	4.91
1729	MID29, 40	220	. 51	23.18
1730	MID30, 32	318	. 50	15.72
1731	MID31	1	. 0	.00
1733	MID33, 44, 61	594	. 40	6.73
1735	MID35, 60	970	. 58	5.98
1737	MID37	9	. 0	.00
1738	MID38	36	. 10	27.78
1742	MID42	517	. 35	6.77
1743	MID43	762	. 111	14.57
1746	MID46	291	. 23	7.90
1747	MID47	608	. 139	22.86
1749	MID49	79	. 2	2.53
1752	MID52	542	. 39	7.20
1753	MID53, 58	481	. 70	14.55
1755	MID55	300	. 57	19.00
1840	MR40	187	. 40	21.39
1842	MR42	205	. 47	22.93
1846	MR46	470	. 41	8.72
1851	MR51	961	. 54	5.62
1856	MR56	38	. 1	2.63
1857	MR57, 68, 69	1025	. 72	7.02
1870	MR70, 72	102	. 5	4.90
1873	MR73	554	. 55	9.93
1901	NOR1	748	. 113	15.11
1902	NOR2	658	. 89	13.53
1903	NOR3	617	. 86	13.94
1904	NOR4, 10	816	. 261	31.99
1905	NOR5	643	. 83	12.91
1906	NOR6	928	. 117	12.61
1907	NOR7	745	. 100	13.42
1908	NOR8	16	. 1	6.25
1909	NOR9	649	. 95	14.64
1911	NOR11	398	. 143	35.93
1912	NOR12	684	. 74	10.82
1913	NOR13	141	. 21	14.89
1914	NOR14	175	. 28	44.57
1915	NOR15	1221	. 402	32.92
1916	NOR16	353	. 42	11.90
1917	NOR17, 24	238	. 11	4.62
1918	NOR18	517	. 42	8.12
1919	NOR19	380	. 16	4.21
1920	NOR20	320	. 3	.94

1921	NOR21	902	. 96	10. 64
1922	NOR22	244	. 63	25.82
1923	NOR23, 25	831	. 48	5. 78
1926	NOR26	379	. 34	8. 97
1927	NOR27	391	. 38	8. 72
1928	NOR28	283	. 18	6. 36
1929	NOR29	971	. 150	15. 45
1930	NOR30	692	. 197	28. 47
1931	NOR31	293	. 13	4. 44
1932	NOR32	233	. 17	7. 30
1933	NOR33	185	. 65	35. 14
1934	NOR34	171	. 4	2. 34
1935	NOR35, 49, 54	650	. 22	3. 38
1936	NOR36	438	. 20	4. 57
1937	NOR37	448	. 61	13. 62
1938	NOR38	1	. 0	. 00
1939	NOR39	371	. 123	33. 15
1940	NOR40	118	. 28	23. 73
1941	NOR41	208	. 47	22. 60
1942	NOR42	395	. 127	32. 15
1943	NOR43, NRW47	920	. 35	3. 80
1945	NOR45, 46, 52, 55	1163	. 66	5. 67
1947	NOR47	2	. 0	. 00
1948	NOR48, 51	786	. 32	4. 07
1950	NOR50, 53	662	. 34	5. 14
2002	NRW2	174	. 10	5. 75
2003	NRW3, 4, 6, AP55	2063	. 323	15. 66
2005	NRW5	1360	. 163	11. 99
2007	NRW7, 17	1653	. 80	4. 84
2008	NRW8	103	. 14	13. 59
2010	NRW10, 12, 49	1444	. 213	14. 75
2011	NRW11	560	. 118	21. 07
2013	NRW13, 18	491	. 79	16. 09
2014	NRW14, 31, 34	107	. 10	9. 35
2015	NRW15	129	. 6	4. 65
2016	NRW16	4	. 0	. 00
2019	NRW19, 20	1333	. 78	5. 85
2021	NRW21, 24	1386	. 47	3. 39
2022	NRW22, 23	700	. 30	4. 29
2025	NRW25, FER31	680	. 29	4. 26
2026	NRW26	302	. 26	8. 61
2027	NRW27, 28, 32	845	. 15	1. 78
2029	NRW29, 39, 41, FER49	1738	. 78	4. 49
2030	NRW30, 33, 36	988	. 88	8. 91
2035	NRW35	629	. 76	12. 08
2037	NRW37, 38	581	. 100	17. 21
2040	NRW40	340	. 29	8. 53
2043	NRW43	894	. 133	14. 88
2044	NRW44	435	. 69	15. 86
2045	NRW45	35	. 5	14. 29
2046	NRW46	432	. 46	10. 65
2048	NRW48	607	. 20	3. 29
2101	NW1	1679	. 73	4. 35
2102	NW2, 16	1490	. 63	4. 23
2103	NW3	731	. 42	5. 75
2104	NW4	577	. 22	3. 81
2105	NW5, 47	4	. 0	. 00
2106	NW6, 29	2	. 0	. 00
2108	NW8	783	. 71	9. 07
2109	NW9	364	. 125	34. 34
2110	NW10, 28, LC4	1491	. 38	2. 55
2111	NW11	611	. 0	. 00
2112	NW12	1338	. 75	5. 61
2113	NW13	934	. 27	2. 89
2114	NW14, 26, 37	880	. 57	6. 48
2115	NW15, LC1	635	. 17	2. 68
2117	NW17, AP38	1	. 0	. 00
2118	NW18, 30, 41, 48	2235	. 287	12. 84
2119	NW19, 33, 35	1531	. 59	3. 85
2120	NW20	489	. 19	3. 89
2121	NW21, 36	14	. 1	7. 14
2122	NW22, 24, 46	1069	. 47	4. 40
2123	NW23, 34, 45	1195	. 57	4. 77
2125	NW25, 27	616	. 46	7. 47
2131	NW31, AP12	501	. 24	4. 79
2132	NW32, 43, 51	772	. 55	7. 12
2139	NW39	243	. 7	2. 88
2140	NW40	1016	. 267	26. 28
2142	NW42, 50	392	. 21	5. 36
2144	NW44	47	. 7	14. 89
2152	NW52	303	. 18	5. 94
2153	NW53	514	. 24	4. 67
2401	SF1	1059	. 25	2. 36
2402	SF2, 24	690	. 44	6. 38
2403	SF3, 22, NRW42	1095	. 74	6. 76
2404	SF4, 5	1524	. 48	3. 15
2406	SF6, 9	1478	. 44	2. 98
2407	SF7, 8, 37, 38, 39	1590	. 51	3. 21
2410	SF10	1086	. 57	5. 25
2411	SF11, 17, 21, 27, 30, 34	1453	. 53	3. 65
2412	SF12, 19	583	. 99	16. 98
2413	SF13, 14, 23	1776	. 181	10. 19
2415	SF15, 16, 35	1920	. 311	16. 20
2418	SF18, 20	1119	. 161	14. 39
2425	SF25	1121	. 200	17. 84
2426	SF26, 40	28	. 3	10. 71
2428	SF28	353	. 43	12. 18
2429	SF29, 33	1202	. 66	5. 49
2431	SF31, 32	1404	. 173	12. 32
2436	SF36	113	. 25	22. 12
2501	SPL1	1657	. 43	2. 60
2502	SPL2, 24, 25	1646	. 49	2. 98
2503	SPL3	1926	. 34	1. 77
2504	SPL4	1032	. 47	4. 55
2505	SPL5, 13, 17	1705	. 46	2. 70
2507	SPL7	1555	. 66	4. 24
2510	SPL10, 14, 27	1868	. 89	4. 76
2511	SPL11, 29	2539	. 99	3. 90
2512	SPL12, FER46	305	. 14	4. 59
2515	SPL15, FER16	1221	. 188	15. 40
2516	SPL16	906	. 31	3. 42
2519	SPL19, 23, 30	1924	. 73	3. 79
2520	SPL20, 26, FER39	1855	. 81	4. 37
2521	SPL21	622	. 39	6. 27
2522	SPL22	981	. 32	3. 26
2528	SPL28	1085	. 44	4. 06
2701	UNV1	767	. 203	26. 47
2702	UNV2, 13, 48	80	. 4	5. 00

2703 UNV3	186	25	13.44
2704 UNV4,NOR56	402	108	26.87
2705 UNV5	35	0	0.00
2706 UNV6,8,12	653	22	3.37
2707 UNV7	434	71	16.36
2709 UNV9	310	92	29.68
2710 UNV10	899	219	24.36
2711 UNV11	223	28	12.56
2714 UNV14	1437	74	5.15
2715 UNV15,16	1559	88	5.64
2717 UNV17,18 *	895	197	22.01
2718 UNV18	15	92	613.3
2719 UNV19	1303	106	8.14
2720 UNV20,22,HAD36,38	1566	123	7.85
2721 UNV21	673	45	6.69
2723 UNV23,30	1366	112	8.20
2724 UNV24,29	1927	228	11.83
2725 UNV25,26	1504	95	6.32
2727 UNV27,38	1823	115	6.31
2728 UNV28,45	1015	91	8.97
2731 UNV31	720	93	12.92
2732 UNV32,33,39,40,43,44	1713	342	19.96
2734 UNV34	319	51	15.99
2735 UNV35,36,42	1392	64	4.60
2737 UNV37	343	22	6.41
2746 UNV46	1413	60	4.25
2747 UNV47	654	18	2.75
2749 UNV49	932	185	19.85

=====

VOTES    PERCENT                      WITH 368 OF 368 PRECINCTS REPORTING

PERCENT					
TRUSTEE JUNIOR COLLEGE SUBDISTRICT #1					
(VOTE FOR ) 1					
01 = THEODIS BROWN, SR.	4,637	22.95			
02 = ARNIE C. DIENOFF	2,968	14.69	04 = MELISSA HATTMAN	9,688	47.94
03 = KING L. TAYLOR, JR.	2,792	13.82	05 = INVALID WRITE-IN VOTES	124	

.61

	01	02	03	04	05
0101 AP1,2,3	9	5	3	30	0
0104 AP4,28,MID50	4	10	5	25	0
0105 AP5,18,21,39,48,53	16	7	6	29	0
0106 AP6,9,13,52	10	12	5	37	0
0107 AP7	4	4	3	9	0
0108 AP8,24	5	3	4	26	0
0110 AP10	29	21	15	66	4
0111 AP11,20	6	2	0	14	0
0114 AP14,MID19	4	4	0	8	1
0115 AP15	4	1	2	3	0
0117 AP17,26,42	10	8	4	51	1
0119 AP19,45	14	19	11	71	1
0123 AP23	0	1	1	4	0
0125 AP25,30	6	1	1	12	0
0127 AP27,54	22	3	9	20	1
0129 AP29,35	2	1	0	1	0
0131 AP31	12	6	5	33	0
0132 AP32	3	2	2	17	0
0133 AP33	3	4	1	9	0
0134 AP34,FER11,26	7	2	1	18	0
0136 AP36	3	0	1	2	0
0137 AP37,41,MID1,MHT12	5	3	3	12	0
0140 AP40,MID56	10	12	2	31	0
0144 AP44	8	3	3	18	0
0146 AP46	1	1	0	3	0
0147 AP47	1	0	0	0	0
0149 AP49	8	6	4	20	0
0150 AP50	14	6	14	19	0
0151 AP51	3	6	4	9	0
0156 AP56	52	8	10	27	0
0157 AP57	13	4	10	7	0
0312 CC12,13,15,19,22,27,40+	21	18	13	59	0
0317 CC17	2	2	0	22	0
0318 CC18,MID57	0	0	0	0	0
0320 CC20,46,63,65	30	10	15	50	1
0321 CC21,28,29,34,39,48,60+	26	25	12	86	3
0323 CC23,36	8	20	13	76	1
0325 CC25	3	0	1	2	0
0330 CC30	1	0	0	0	0
0331 CC31	4	5	0	25	2
0333 CC33,62	8	5	2	23	0
0337 CC37	0	6	0	14	1
0338 CC38,47	1	0	1	3	0
0341 CC41	2	0	1	4	0
0342 CC42,69	1	4	1	24	0
0344 CC44	5	5	5	19	0
0353 CC53,54	3	4	1	21	0
0355 CC55,MR76	1	7	2	16	0
0358 CC58	5	5	1	7	0
0501 CLA1	9	22	8	88	2
0502 CLA2	2	1	1	5	0
0503 CLA3,10,11	10	9	8	40	0
0504 CLA4	1	3	3	13	1
0505 CLA5,56,UNV41	31	25	19	90	0
0507 CLA7	3	3	1	9	0
0508 CLA8,44,53	3	6	2	21	2
0509 CLA9,19	7	5	3	26	1
0512 CLA12,26	2	2	2	18	1
0513 CLA13,14,47	7	11	8	52	2
0515 CLA15,16	4	7	12	37	1
0520 CLA20	9	8	10	47	0
0524 CLA24	1	5	3	14	0
0525 CLA25,40	3	2	4	15	0
0528 CLA28	0	0	0	8	0
0534 CLA34	0	0	1	3	0
0537 CLA37	4	9	6	39	0
0545 CLA45	8	14	12	33	1
0701 FER1	27	14	21	53	0
0702 FER2	10	3	4	5	0
0703 FER3,15	5	2	3	5	0
0704 FER4	3	0	0	4	0
0705 FER5	14	10	7	44	0
0706 FER6	5	2	1	8	0
0707 FER7	4	6	1	10	0
0708 FER8	13	12	6	15	0
0709 FER9,10	13	6	4	11	0




0712	FER12,NRW9	4	4	5	11	0
0713	FER13,23	7	7	6	25	0
0714	FER14,43	19	9	4	14	0
0717	FER17	3	0	2	0	0
0718	FER18	3	0	2	8	0
0719	FER19	18	1	8	21	1
0720	FER20	1	1	0	10	0
0721	FER21,NRW1	2	0	0	1	0
0722	FER22,27,29,SPL9	28	2	25	17	0
0724	FER24	5	13	11	39	0
0725	FER25	0	0	0	0	0
0728	FER28,30	15	5	4	20	0
0732	FER32,40	6	5	5	32	2
0733	FER33,36	10	8	10	28	1
0734	FER34,35	19	9	6	35	0
0737	FER37,44	35	15	13	30	0
0738	FER38,47	5	12	12	26	0
0742	FER42	11	4	12	13	0
0745	FER45	4	0	4	2	0
0748	FER48,50,51	5	15	2	16	0
0801	FLO1,2,LC7	8	13	6	32	1
0803	FLO3,FER41	27	36	18	124	1
0804	FLO4	25	39	20	111	2
0805	FLO5,15,25	28	46	24	133	1
0806	FLO6	4	6	3	23	0
0807	FLO7,29,34	9	12	8	34	0
0808	FLO8,37	11	11	10	47	1
0809	FLO9,10	4	13	9	40	0
0811	FLO11	6	7	5	27	1
0812	FLO12	8	20	12	54	1
0813	FLO13	7	4	5	30	0
0814	FLO14,28	18	56	21	175	0
0816	FLO16,26,33,41	22	48	9	116	0
0817	FLO17,SPL18	12	12	10	33	0
0818	FLO18,23	4	7	13	23	0
0819	FLO19,24	7	7	4	27	0
0820	FLO20,31,32,39	6	13	8	39	0
0821	FLO21,27,38,LC23,34	9	8	13	33	0
0822	FLO22	18	15	13	50	0
0830	FLO30	6	5	5	20	0
0835	FLO35,LC16,18	5	21	9	45	0
0836	FLO36	3	3	3	7	0
0840	FLO40,LC39	0	0	0	4	0
1001	HAD1,2,3	4	6	8	41	1
1004	HAD4	1	0	0	2	0
1005	HAD5,37	12	0	1	4	0
1006	HAD6,7	12	5	13	15	1
1008	HAD8	11	4	10	57	1
1009	HAD9	8	13	17	123	1
1010	HAD10,11	16	14	6	66	1
1012	HAD12,13	18	13	17	90	1
1014	HAD14	2	5	1	10	1
1015	HAD15,16	3	1	0	14	1
1017	HAD17	0	0	0	0	0
1018	HAD18	0	0	0	0	0
1020	HAD20	5	7	6	35	0
1302	LC2	5	14	8	34	0
1303	LC3	5	7	0	12	0
1305	LC5,19,27	5	4	7	40	1
1306	LC6	1	5	2	8	0
1308	LC8,31	6	10	7	30	1
1309	LC9	13	12	8	38	0
1310	LC10,25,FLO42	8	14	12	26	4
1311	LC11,15,33,40	9	14	10	41	0
1312	LC12,32	7	2	4	20	0
1313	LC13,38	6	16	11	17	2
1314	LC14	14	7	4	15	1
1317	LC17,24	6	6	2	9	0
1320	LC20	1	0	3	5	0
1321	LC21	8	1	6	17	0
1322	LC22,28	19	16	9	47	0
1326	LC26,SPL6	14	2	9	15	0
1329	LC29,NW7	30	35	25	132	3
1330	LC30,SPL8	10	6	6	15	0
1335	LC35	2	3	2	9	0
1336	LC36	3	3	0	15	0
1337	LC37	12	7	7	17	0
1615	MHT15,NW38	3	5	2	31	0
1616	MHT16	7	7	2	17	0
1618	MHT18,NW49	7	8	3	42	1
1622	MHT22	1	5	1	31	0
1702	MID2,3,45	40	55	27	134	1
1704	MID4,48	14	20	10	69	0
1705	MID5,54,59,CC26	29	31	17	111	1
1706	MID6,11	8	16	4	46	0
1707	MID7,AP22	12	9	5	39	0
1708	MID8	1	4	4	9	0
1709	MID9	21	14	5	43	0
1710	MID10	19	4	10	12	0
1712	MID12	30	25	10	93	0
1713	MID13,14	18	31	9	92	1
1715	MID15	2	7	3	19	0
1716	MID16,36	4	7	1	28	0
1717	MID17,34	15	12	9	34	1
1718	MID18	8	4	7	15	0
1720	MID20	2	0	1	7	0
1721	MID21,41	11	16	4	64	1
1722	MID22	21	13	14	66	0
1723	MID23	7	4	2	11	0
1724	MID24,CC57	1	5	1	17	1
1725	MID25	2	1	1	5	0
1726	MID26,39,51	5	5	4	6	0
1727	MID27	7	7	0	6	0
1728	MID28,AP16,43,NOR44	2	4	1	7	0
1729	MID29,40	10	7	1	26	0
1730	MID30,32	13	2	15	9	0
1731	MID31	0	0	0	0	0
1733	MID33,44,61	5	10	3	18	0
1735	MID35,60	6	4	4	32	1
1737	MID37	0	0	0	0	0
1738	MID38	3	0	3	0	0
1742	MID42	3	6	3	17	0
1743	MID43	17	19	8	52	1
1746	MID46	5	2	3	10	0
1747	MID47	35	14	8	44	0
1749	MID49	1	0	1	0	0
1752	MID52	6	5	2	22	0
1753	MID53,58	10	15	3	35	0

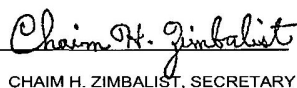
1755	MID55	16	5	5	11	1
1840	MR40	2	3	3	9	0
1842	MR42	3	3	1	28	0
1846	MR46	4	4	3	21	1
1851	MR51	4	9	4	24	1
1856	MR56	0	1	0	24	0
1857	MR57,68,69	5	9	8	25	0
1870	MR70,72	0	1	0	1	0
1873	MR73	9	5	5	25	0
1901	NOR1	35	5	27	29	0
1902	NOR2	25	2	14	28	0
1903	NOR3	28	8	13	16	0
1904	NOR4,10	82	12	28	69	0
1905	NOR5	29	4	12	18	0
1906	NOR6	34	4	24	23	0
1907	NOR7	32	6	25	19	0
1908	NOR8	0	0	0	0	0
1909	NOR9	24	8	13	28	0
1911	NOR11	22	11	23	45	2
1912	NOR12	23	8	7	27	0
1913	NOR13	4	2	4	7	0
1914	NOR14	7	5	7	37	1
1915	NOR15	57	41	28	167	2
1916	NOR16	9	2	7	22	0
1917	NOR17,24	4	3	1	2	0
1918	NOR18	8	4	2	22	0
1919	NOR19	6	0	3	3	0
1920	NOR20	1	0	0	2	0
1921	NOR21	22	9	9	36	1
1922	NOR22	25	2	12	14	1
1923	NOR23,25	14	3	9	15	1
1926	NOR26	11	3	7	8	0
1927	NOR27	5	7	9	12	0
1928	NOR28	4	0	7	6	0
1929	NOR29	45	7	37	40	0
1930	NOR30	41	9	47	65	0
1931	NOR31	2	3	1	1	0
1932	NOR32	9	3	2	2	0
1933	NOR33	22	4	10	12	0
1934	NOR34	1	0	0	2	0
1935	NOR35,49,54	8	2	1	8	0
1936	NOR36	10	0	2	4	0
1937	NOR37	19	1	13	16	0
1938	NOR38	0	0	0	0	0
1939	NOR39	27	4	8	53	2
1940	NOR40	5	2	6	9	0
1941	NOR41	7	5	10	16	0
1942	NOR42	23	10	17	34	0
1943	NOR43,NRW47	13	3	5	7	1
1945	NOR45,46,52,55	22	6	4	18	0
1947	NOR47	0	0	0	0	0
1948	NOR48,51	11	1	5	8	0
1950	NOR50,53	4	2	5	13	1
2002	NRW2	2	1	1	6	0
2003	NRW3,4,6,AP55	117	19	39	76	3
2005	NRW5	55	12	22	38	1
2007	NRW7,17	18	8	7	37	1
2008	NRW8	6	0	4	1	0
2010	NRW10,12,49	73	14	45	38	1
2011	NRW11	42	8	15	31	1
2013	NRW13,18	18	10	10	27	0
2014	NRW14,31,34	3	2	1	4	0
2015	NRW15	5	0	1	0	0
2016	NRW16	0	0	0	0	0
2019	NRW19,20	5	2	6	48	1
2021	NRW21,24	9	5	6	20	1
2022	NRW22,23	13	3	7	6	0
2025	NRW25,FER31	4	3	1	16	0
2026	NRW26	7	3	4	6	0
2027	NRW27,28,32	5	2	2	6	0
2029	NRW29,39,41,FER49	21	8	14	26	0
2030	NRW30,33,36	34	13	17	20	0
2035	NRW35	22	5	15	26	0
2037	NRW37,38	30	9	11	33	1
2040	NRW40	8	3	4	3	1
2043	NRW43	47	17	18	25	0
2044	NRW44	21	7	6	19	1
2045	NRW45	1	1	1	0	0
2046	NRW46	12	11	8	10	0
2048	NRW48	8	2	4	3	0
2101	NW1	7	13	10	38	1
2102	NW2,16	5	9	12	29	1
2103	NW3	8	9	1	18	1
2104	NW4	3	6	2	11	0
2105	NW5,47	0	0	0	0	0
2106	NW6,29	0	0	0	0	0
2108	NW8	9	11	8	33	0
2109	NW9	14	13	11	50	1
2110	NW10,28,LC4	7	11	3	15	0
2111	NW11	0	0	0	0	0
2112	NW12	6	10	5	47	0
2113	NW13	4	6	2	12	0
2114	NW14,26,37	6	5	9	27	0
2115	NW15,LC1	3	3	1	8	0
2117	NW17,AP38	0	0	0	0	0
2118	NW18,30,41,48	37	45	24	118	0
2119	NW19,33,35	6	4	5	40	0
2120	NW20	2	2	1	14	0
2121	NW21,36	0	0	0	1	0
2122	NW22,24,46	11	6	4	22	0
2123	NW23,34,45	6	6	8	35	0
2125	NW25,27	6	10	4	16	0
2131	NW31,AP12	5	1	0	14	0
2132	NW32,43,51	12	5	4	29	0
2139	NW39	3	0	1	2	0
2140	NW40	26	23	29	120	4
2142	NW42,50	5	0	1	14	0
2144	NW44	1	3	0	2	0
2152	NW52	3	1	2	10	1
2153	NW53	3	2	2	14	0
2401	SF1	10	3	6	5	0
2402	SF2,24	18	5	7	13	0
2403	SF3,22,NRW42	22	13	14	14	0
2404	SF4,5	22	10	3	11	0
2406	SF6,9	8	6	11	17	0
2407	SF7,8,37,38,39	14	7	6	21	0
2410	SF10	9	8	9	28	1
2411	SF11,17,21,27,30,34	6	12	6	24	1

2412	SF12,19	9	36	3	30	1
2413	SF13,14,23	48	37	19	46	0
2415	SF15,16,35	58	76	21	98	0
2418	SF18,20	30	41	16	46	0
2425	SF25	25	77	15	64	0
2426	SF26,40	0	1	2	0	0
2428	SF28	5	15	3	13	0
2429	SF29,33	11	15	6	26	0
2431	SF31,32	24	48	11	48	0
2436	SF36	1	13	1	6	0
2501	SPL1	8	2	21	10	1
2502	SPL2,24,25	15	8	8	17	0
2503	SPL3	14	4	6	7	0
2504	SPL4	15	7	7	15	2
2505	SPL5,13,17	10	8	10	15	0
2507	SPL7	25	8	7	21	0
2510	SPL10,14,27	15	10	16	39	4
2511	SPL11,29	25	15	19	35	0
2512	SPL12,FER46	4	1	4	5	0
2515	SPL15,FER16	74	11	31	48	0
2516	SPL16	7	2	6	16	0
2519	SPL19,23,30	21	11	10	27	0
2520	SPL20,26,FER39	22	12	11	34	0
2521	SPL21	2	11	8	14	0
2522	SPL22	11	1	10	9	0
2528	SPL28	10	9	7	16	1
2701	UNV1	59	17	29	40	0
2702	UNV2,13,48	1	0	0	3	0
2703	UNV3	2	3	5	9	0
2704	UNV4,NOR56	38	4	21	27	0
2705	UNV5	0	0	0	0	0
2706	UNV6,8,12	5	0	14	3	0
2707	UNV7	29	2	9	12	0
2709	UNV9	18	9	16	6	0
2710	UNV10	57	11	42	30	0
2711	UNV11	5	0	7	9	0
2714	UNV14	23	2	7	21	0
2715	UNV15,16	24	2	20	21	0
2717	UNV17,18 *	57	10	31	27	0
2718	UNV18	26	7	13	12	0
2719	UNV19	39	1	16	27	0
2720	UNV20,22,HAD36,38	14	9	11	59	2
2721	UNV21	17	2	8	5	1
2723	UNV23,30	11	9	2	54	1
2724	UNV24,29	35	11	18	82	1
2725	UNV25,26	20	6	17	35	0
2727	UNV27,38	52	4	22	22	1
2728	UNV28,45	28	5	13	20	1
2731	UNV31	3	8	5	46	1
2732	UNV32,33,39,40,43,44	40	28	18	111	0
2734	UNV34	15	6	8	12	0
2735	UNV35,36,42	30	2	15	14	1
2737	UNV37	8	2	3	5	0
2746	UNV46	20	1	9	24	0
2747	UNV47	1	4	5	6	0
2749	UNV49	50	13	29	45	1

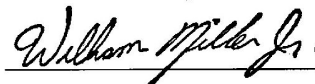
\* Precincts 2717 (UNV17) and (UNV18) location 411 were combined on report.

WE, THE BOARD OF ELECTION COMMISSIONERS OF ST. LOUIS COUNTY, MISSOURI, ACTING AS THE VERIFICATION BOARD PURSUANT TO 115.507,R.S.Mo 1978, HEREBY CERTIFY THE FOREGOING TO BE A TRUE AND CORRECT ABSTRACT OF VOTES CAST FOR THE CANDIDATES AND ISSUES AT THE GENERAL MUNICIPAL ELECTION HELD IN ST. LOUIS COUNTY, MISSOURI, ON APRIL 8, 2008. IN TESTIMONY WHEREOF, WE HAVE HEREUNTO SET OUR HAND AT OUR OFFICE IN MAPLEWOOD, ST. LOUIS COUNTY, MISSOURI, ON APRIL 21, 2008.

  
JOHN J. DEHL, JR., CHAIRMAN

  
CHAIM H. ZIMBALIST, SECRETARY

  
ANITA T. YECKEL, COMMISSIONER

  
WILLIAM MILLER, JR., COMMISSIONER

ELECTION SUMMARY

GENERAL MUNICIPAL ELECTION  
 JUNIOR COLLEGE DIST #4  
 TUESDAY, APRIL 8, 2008

OFFICIAL RESULTS

RUN DATE:04/18/08 09:55 AM

WITH 325 OF 325 PRECINCTS REPORTING

PERCENT	TOTAL	PERCENT	TOTAL
01 = REGISTERED VOTERS - TOTAL ST. LOUIS CO	311,694	03 = VOTER TURNOUT - TOTAL ST. LOUIS COUNTY	14.29
02 = BALLOTS CAST - TOTAL ST. LOUIS COUNTY	44,557		
	01	02	03
0201 BON1,21	1341	505	37.66
0202 BON2,4,14,18	1349	452	33.51
0203 BON3	489	127	25.97
0205 BON5	1137	334	29.38
0206 BON6,7	1547	507	32.77
0208 BON8,22	1560	513	32.88
0209 BON9,MR14	1832	621	33.90
0210 BON10,25,46	1887	273	14.47
0211 BON11,27,33	1932	639	33.07
0212 BON12,34	1884	538	28.56
0213 BON13,23,47	1924	549	28.53
0215 BON15,16	1278	89	6.96
0219 BON19,20,45	1225	357	29.14
0224 BON24,36,48	1222	270	22.09
0226 BON26	189	50	26.46
0228 BON28	473	73	15.43
0229 BON29	485	43	8.87
0231 BON31,32	1909	488	25.56
0235 BON35,41,44	581	174	29.95
0237 BON37,38	855	308	36.02
0239 BON39	78	10	12.82
0240 BON40	741	180	24.29
0242 BON42	110	27	24.55
0243 BON43	964	280	29.05
0301 CC1	1169	102	8.73
0302 CC2,7,MHT13,43	1564	77	4.92
0303 CC3,5	1000	57	5.70
0304 CC4,59	420	20	4.76
0306 CC6,52	1195	76	6.36
0309 CC9,10,MHT28	244	13	5.33
0311 CC11,16,MR65	1731	97	5.60
0314 CC14,24,51,MR10	1730	107	6.18
0332 CC32,56	50	1	2.00
0335 CC35,50	1557	95	6.10
0345 CC45	53	2	3.77
0349 CC49	585	46	7.86
0401 CHE1	616	147	23.86
0402 CHE2	312	29	9.29
0403 CHE3,11	655	85	12.98
0404 CHE4	701	61	8.70
0405 CHE5,6,17	1182	269	22.76
0407 CHE7	825	187	22.67
0408 CHE8,33	1624	196	12.07
0409 CHE9	704	66	9.38
0410 CHE10	764	87	11.39
0412 CHE12	418	47	11.24
0413 CHE13,26	1977	424	21.45
0414 CHE14,LAF37	226	32	14.16
0415 CHE15,16	1676	242	14.44
0418 CHE18,41	1490	226	15.17
0419 CHE19	770	46	5.97
0420 CHE20,25,29,WH22	1742	407	23.36
0422 CHE22,45,LAF12	1750	129	7.37
0424 CHE24	332	85	25.60
0427 CHE27,35,55	538	146	27.14
0428 CHE28	1259	318	25.26
0430 CHE30	583	28	4.80
0434 CHE34,53	1194	303	25.38
0436 CHE36	160	24	15.00
0437 CHE37	841	104	12.37
0438 CHE38,39,49,WH3	539	120	22.26
0440 CHE40	383	70	18.28
0442 CHE42,44,LAF30	1703	138	8.10
0443 CHE43,50,51,54,MER2,4,5	1529	329	21.52
0446 CHE46	1895	155	8.18
0448 CHE48	971	62	6.39
0452 CHE52	16	1	6.25
0506 CLA6,18,29	1118	297	26.57
0536 CLA36	74	3	4.05
0555 CLA55	131	8	6.11
0610 CON10,29	1566	127	8.11
0611 CON11	433	43	9.93
0612 CON12	3	0	0.00
0613 CON13,47,49	1708	155	9.07
0614 CON14	308	78	25.32
0615 CON15,42	1062	81	7.63
0616 CON16	405	60	14.81
0618 CON18	883	45	5.10
0620 CON20	123	21	17.07
0621 CON21	645	138	21.40
0622 CON22	804	39	4.85
0624 CON24,28,46,51	1582	122	7.71
0625 CON25	1032	236	22.87
0626 CON26	205	8	3.90
0630 CON30,52	827	70	8.46
0631 CON31	483	54	11.18
0632 CON32	510	52	10.20
0633 CON33	138	28	20.29
0637 CON37	312	37	11.86
0643 CON43,45	1757	131	7.46
0650 CON50	398	53	13.32
0901 GRA1,17	1095	95	8.68
0902 GRA2	532	65	12.22
0903 GRA3	14	8	57.14
0904 GRA4,52,55	1682	143	8.50
0905 GRA5,36,50	1983	196	9.88
0906 GRA6,27	1384	104	7.51
0908 GRA8	324	65	20.06
0909 GRA9,45	767	307	40.03
0910 GRA10,11,12,46	720	246	34.17
0914 GRA14,41,CON48	885	248	28.02
0924 GRA24,32,47,48,53	1867	199	10.66
0926 GRA26,43,51,CON23	1059	62	5.85
0928 GRA28,29	928	155	16.70
0944 GRA44,49	707	194	27.44

1105	JEF5	353	49	13.88
1132	JEF32,33	1485	145	9.76
1134	JEF34	1120	134	11.96
1137	JEF37,39	1363	134	9.83
1201	LAF1,3	484	82	16.94
1202	LAF2,3	1379	292	21.17
1204	LAF4,15	1285	363	28.25
1205	LAF5	1345	375	27.88
1206	LAF6	1163	72	6.19
1207	LAF7	2	0	.00
1208	LAF8,11	1432	76	5.31
1209	LAF9,10	984	92	9.35
1213	LAF13	258	25	9.69
1214	LAF14,33	1771	149	8.41
1216	LAF16	544	127	23.35
1217	LAF17	379	97	25.59
1218	LAF18,20	1089	330	30.30
1219	LAF19,22	539	85	15.77
1221	LAF21	295	98	33.22
1223	LAF23	420	120	28.57
1224	LAF24,40	505	199	39.41
1225	LAF25,34,35,36	678	233	34.37
1226	LAF26,32,CHE31,32	1208	89	7.37
1227	LAF27	1280	365	28.52
1228	LAF28	905	100	11.05
1229	LAF29	1061	130	12.25
1231	LAF31	891	78	8.75
1238	LAF38	1031	280	27.16
1239	LAF39,44	1553	426	27.43
1241	LAF41	1129	179	15.85
1242	LAF42	445	76	17.08
1243	LAF43	366	73	19.95
1404	LEM4,6,8,41	1189	72	6.06
1412	LEM12	541	50	9.24
1413	LEM13	1386	149	10.75
1415	LEM15,30,36	1726	171	9.91
1417	LEM17,18,39	1492	170	11.39
1421	LEM21,40,42,44,45	1202	114	9.48
1422	LEM22,29	1225	124	10.12
1423	LEM23,31	1639	189	11.53
1424	LEM24,32	1175	120	10.21
1433	LEM33,35	1297	120	9.25
1437	LEM37	220	21	9.55
1501	MER1,11,25,31,43	2216	295	13.31
1503	MER3,26	792	185	23.36
1506	MER6	222	18	8.11
1507	MER7,9	57	3	5.26
1508	MER8,53	807	114	14.13
1512	MER12,50,WH29	1399	370	26.45
1513	MER13,15,24,44	1900	314	16.53
1514	MER14	4	0	.00
1516	MER16	9	4	44.44
1517	MER17	1456	411	28.23
1518	MER18	1067	132	12.37
1519	MER19	2316	516	22.28
1520	MER20,46	253	40	15.81
1522	MER22	879	318	36.18
1523	MER23	1785	336	18.82
1527	MER27	407	85	20.88
1529	MER29,QUE19	1223	77	6.30
1530	MER30	499	89	17.84
1532	MER32,51	1356	224	16.52
1533	MER33	373	63	16.89
1534	MER34,WH43	985	259	26.29
1535	MER35	9	1	11.11
1536	MER36,WH44	1106	281	25.41
1537	MER37,48	1543	283	18.34
1541	MER41,52	549	64	11.66
1542	MER42	1284	157	12.23
1547	MER47	445	16	3.60
1549	MER49	698	158	22.64
1601	MHT1,4,5	1350	61	4.52
1602	MHT2,26	1342	92	6.86
1603	MHT3,24,MR27,79	1527	88	5.76
1606	MHT6,14,49	1652	86	5.21
1607	MHT7,39,MR52	1057	43	4.07
1608	MHT8,50	542	34	6.27
1609	MHT9	1269	157	12.37
1610	MHT10,21,25,31,33,40,47	2055	85	4.14
1611	MHT11,23	1713	75	4.38
1617	MHT17,46,48	453	14	3.09
1619	MHT19,27	1484	118	7.95
1620	MHT20,36	1635	81	4.95
1629	MHT29,32,41,44,CC8	1274	18	1.41
1630	MHT30,CHE47,MHT45	159	11	6.92
1634	MHT34	1627	96	5.90
1635	MHT35	740	30	4.05
1637	MHT37	5	0	.00
1638	MHT38,42	972	74	7.61
1801	MR1	637	30	4.71
1802	MR2,61	493	66	13.39
1803	MR3,67	875	13	1.49
1804	MR4,26,36	1152	69	5.99
1805	MR5,39,59	1073	37	3.45
1806	MR6,11,38	1376	102	7.41
1807	MR7,45	648	17	2.62
1808	MR8,12,15,41,62	1368	59	4.31
1809	MR9	88	5	5.68
1813	MR13,BON17	367	57	15.53
1816	MR16,47	935	57	6.10
1817	MR17	143	2	1.40
1818	MR18,64	698	37	5.30
1819	MR19,20,21	891	92	10.33
1822	MR22,37,49	1339	121	9.04
1823	MR23,53,CHE23	899	32	3.56
1824	MR24	90	4	4.44
1825	MR25,31	868	167	19.24
1828	MR28,32,BON30,QUE6,15	969	52	5.37
1829	MR29	777	142	18.28
1830	MR30	549	73	13.30
1833	MR33,54	517	25	4.84
1834	MR34	477	33	6.92
1835	MR35,50	1105	49	4.43
1843	MR43	400	12	3.00
1844	MR44,48	1122	58	5.17
1855	MR55	244	16	6.56
1858	MR58,77	468	28	5.98
1860	MR60,80	948	31	3.27

1863	MR63,66	715	. 20	2.80
1871	MR71,74	134	. 4	2.99
1875	MR75	189	. 11	5.82
1878	MR78	378	. 6	1.59
2201	OAK1,6	1328	. 142	10.69
2202	OAK2,14	1688	. 177	10.48
2203	OAK3,4,23,30,33	1890	. 183	9.68
2205	OAK5	1349	. 148	10.97
2207	OAK7,27,28	1334	. 181	13.57
2208	OAK8,22	1696	. 221	13.03
2209	OAK9,24,29	1726	. 221	12.80
2210	OAK10,TSF5	1880	. 212	11.28
2211	OAK11,16	1512	. 114	7.54
2212	OAK12,31,LEM16,38,46	1896	. 208	10.97
2213	OAK13,25,32	1571	. 143	9.10
2215	OAK15	2152	. 261	12.13
2217	OAK17,20	1829	. 201	10.99
2218	OAK18,35,36,37	1702	. 232	13.63
2219	OAK19	1759	. 185	10.52
2221	OAK21,26	1889	. 228	12.07
2301	QUE1,5	1323	. 44	3.33
2302	QUE2,14,22,30	1523	. 228	14.97
2303	QUE3,20	509	. 60	11.79
2304	QUE4	459	. 108	23.53
2307	QUE7	783	. 72	9.20
2308	QUE8	297	. 13	4.38
2309	QUE9	2016	. 80	3.97
2310	QUE10	405	. 64	15.80
2311	QUE11,36,50	228	. 9	3.95
2313	QUE13,24,41,47	1326	. 70	5.28
2316	QUE16	448	. 71	15.85
2317	QUE17,40	824	. 311	37.74
2318	QUE18	931	. 170	18.26
2321	QUE21	69	. 3	4.35
2323	QUE23	877	. 116	13.23
2325	QUE25,38,51	716	. 290	40.50
2326	QUE26,WH49	428	. 31	7.24
2327	QUE27,WH50	286	. 33	11.54
2328	QUE28,34,35	867	. 354	40.83
2329	QUE29	1410	. 227	16.10
2331	QUE31	590	. 30	5.08
2332	QUE32	289	. 78	26.99
2333	QUE33	401	. 142	35.41
2337	QUE37	1175	. 34	2.89
2339	QUE39	994	. 77	7.75
2342	QUE42	566	. 202	35.69
2343	QUE43	897	. 32	3.57
2344	QUE44	1012	. 128	12.65
2345	QUE45	1189	. 126	10.60
2346	QUE46	164	. 6	3.66
2348	QUE48	391	. 16	4.09
2349	QUE49	242	. 30	12.40
2601	TSF1,9,20	1908	. 140	7.34
2602	TSF2,10	1032	. 142	13.76
2603	TSF3,12,13	727	. 171	23.52
2604	TSF4,6	1067	. 316	29.62
2607	TSF7,31	1437	. 163	11.34
2608	TSF8,32	2073	. 267	12.88
2611	TSF11	417	. 76	18.23
2614	TSF14	770	. 59	7.66
2615	TSF15	1173	. 111	9.46
2616	TSF16	1824	. 212	11.62
2617	TSF17,27	1893	. 238	12.57
2618	TSF18	1265	. 146	11.54
2619	TSF19	1908	. 157	8.23
2621	TSF21	1236	. 131	10.60
2622	TSF22,23	1337	. 143	10.70
2624	TSF24	1361	. 115	8.45
2625	TSF25,26	1802	. 223	12.38
2628	TSF28,29	2032	. 145	7.14
2630	TSF30,OAK34	1529	. 171	11.18
2801	WH1,QUE12	528	. 16	3.03
2802	WH2,MER28	375	. 88	23.47
2804	WH4,10,12	485	. 126	25.98
2805	WH5,7	247	. 54	21.86
2806	WH6,11	1426	. 89	6.24
2808	WH8	1317	. 298	22.63
2809	WH9	1844	. 401	21.75
2813	WH13	857	. 158	18.44
2814	WH14	444	. 103	23.20
2815	WH15	527	. 104	19.73
2816	WH16	626	. 92	14.70
2817	WH17,25	1150	. 168	14.61
2818	WH18	179	. 7	3.91
2819	WH19	584	. 98	16.78
2820	WH20	1010	. 202	20.00
2821	WH21	1306	. 202	15.47
2823	WH23,26,CHE21	1749	. 407	23.27
2824	WH24	523	. 112	21.41
2827	WH27,28,30	1330	. 209	15.71
2831	WH31	1011	. 181	17.90
2832	WH32,38,39,MER10	776	. 80	10.31
2833	WH33	339	. 63	18.58
2834	WH34	1637	. 491	29.99
2835	WH35	518	. 69	13.32
2836	WH36	70	. 47	67.14
2837	WH37	245	. 41	16.73
2840	WH40,41	851	. 124	14.57
2842	WH42,MER21,38,39,40,45	607	. 36	5.93
2845	WH45,47,48	1374	. 394	28.68
2846	WH46	521	. 90	17.27
2851	WH51	230	. 57	24.78

=====

WITH 325 OF 325 PRECINCTS REPORTING

PERCENT	VOTES	PERCENT	VOTES		
TRUSTEE JUNIOR COLLEGE SUBDISTRICT #4					
(VOTE FOR ) 1					
01 = E. (LIBBY) FITZGERALD	20,731	61.38	03 = PHILIP D. CARLOCK	6,915	20.47
02 = Y. (LONI) ROSS KLEINSCHMIDT	5,982	17.71	04 = INVALID WRITE-IN VOTES	147	.44
	-----	-----			
	01	02	03	04	
0201	BON1,21	243	51	48	1
0202	BON2,4,14,18	191	50	55	3
0203	BON3	60	10	23	0
0205	BON5	164	47	29	1
0206	BON6,7	299	56	21	1

0208	BON8,22	272	54	44	3
0209	BON9,MR14	328	85	56	0
0210	BON10,25,46	143	28	53	1
0211	BON11,27,33	349	65	51	4
0212	BON12,34	288	78	47	5
0213	BON13,23,47	309	62	51	2
0215	BON15,16	27	14	40	0
0219	BON19,20,45	199	44	36	1
0224	BON24,36,48	158	28	39	0
0226	BON26	21	9	5	1
0228	BON28	31	6	13	0
0229	BON29	20	8	7	1
0231	BON31,32	256	67	38	0
0235	BON35,41,44	77	28	33	0
0237	BON37,38	104	52	91	1
0239	BON39	2	1	4	0
0240	BON40	79	28	45	0
0242	BON42	9	3	7	0
0243	BON43	136	28	51	2
0301	CC1	45	17	9	1
0302	CC2,7,MHT13,43	32	19	9	1
0303	CC3,5	28	7	15	0
0304	CC4,59	10	4	1	0
0306	CC6,52	40	10	14	0
0309	CC9,10,MHT28	3	0	4	0
0311	CC11,16,MR65	41	13	13	1
0314	CC14,24,51,MR10	52	17	19	0
0332	CC32,56	1	0	0	0
0335	CC35,50	41	11	15	0
0345	CC45	0	2	0	0
0349	CC49	22	3	3	0
0401	CHE1	50	18	15	0
0402	CHE2	11	3	3	0
0403	CHE3,11	42	9	13	0
0404	CHE4	38	4	9	0
0405	CHE5,6,17	116	24	40	1
0407	CHE7	83	20	25	0
0408	CHE8,33	81	21	31	0
0409	CHE9	24	8	9	0
0410	CHE10	40	7	20	1
0412	CHE12	21	6	11	0
0413	CHE13,26	178	51	65	0
0414	CHE14,LAF37	12	5	3	0
0415	CHE15,16	102	23	37	0
0418	CHE18,41	102	21	28	2
0419	CHE19	21	6	7	0
0420	CHE20,25,29,WH22	187	41	56	0
0422	CHE22,45,LAF12	77	10	18	1
0424	CHE24	31	10	11	0
0427	CHE27,35,55	62	16	28	0
0428	CHE28	160	25	36	0
0430	CHE30	14	5	4	0
0434	CHE34,53	128	42	43	1
0436	CHE36	7	0	7	0
0437	CHE37	53	9	9	0
0438	CHE38,39,49,WH3	49	12	21	0
0440	CHE40	28	7	12	0
0442	CHE42,44,LAF30	57	17	26	1
0443	CHE43,50,51,54,MER2,4,5	135	38	48	1
0446	CHE46	88	11	23	0
0448	CHE48	37	9	12	0
0452	CHE52	0	1	0	0
0506	CLA6,18,29	135	43	31	0
0536	CLA36	1	1	1	0
0555	CLA55	2	3	1	0
0610	CON10,29	55	21	39	1
0611	CON11	22	5	6	0
0612	CON12	0	0	0	0
0613	CON13,47,49	86	15	37	0
0614	CON14	44	10	9	0
0615	CON15,42	44	11	19	0
0616	CON16	26	12	10	0
0618	CON18	25	10	4	0
0620	CON20	6	9	2	0
0621	CON21	64	20	31	1
0622	CON22	18	4	11	0
0624	CON24,28,46,51	47	18	45	0
0625	CON25	92	54	43	0
0626	CON26	2	2	2	0
0630	CON30,52	32	11	20	0
0631	CON31	19	9	19	2
0632	CON32	27	11	9	2
0633	CON33	12	5	5	0
0637	CON37	13	8	5	0
0643	CON43,45	70	14	32	0
0650	CON50	29	12	4	0
0901	GRA1,17	44	12	24	0
0902	GRA2	40	5	4	0
0903	GRA3	5	1	0	0
0904	GRA4,52,55	81	24	26	0
0905	GRA5,36,50	99	24	41	0
0906	GRA6,27	71	12	14	1
0908	GRA8	35	10	7	0
0909	GRA9,45	127	52	51	0
0910	GRA10,11,12,46	106	25	53	0
0914	GRA14,41,CON48	83	33	89	0
0924	GRA24,32,47,48,53	105	22	46	0
0926	GRA26,43,51,CON23	27	8	20	0
0928	GRA28,29	43	17	70	0
0944	GRA44,49	84	33	30	0
1105	JEF5	16	10	9	0
1132	JEF32,33	71	18	18	0
1134	JEF34	64	20	20	0
1137	JEF37,39	68	20	22	1
1201	LAF1,3	40	8	11	1
1202	LAF2	144	38	41	1
1204	LAF4,15	143	41	48	4
1205	LAF5	120	42	66	2
1206	LAF6	36	6	13	1
1207	LAF7	0	0	0	0
1208	LAF8,11	38	7	12	0
1209	LAF9,10	35	10	9	0
1213	LAF13	15	2	5	0
1214	LAF14,33	73	25	29	0
1216	LAF16	44	21	22	0
1217	LAF17	39	12	19	0
1218	LAF18,20	125	40	50	1
1219	LAF19,22	35	13	17	1


1221	LAF21	43	12	18	0
1223	LAF23	43	16	26	1
1224	LAF24, 40	80	30	20	1
1225	LAF25, 34, 35, 36	80	29	36	0
1226	LAF26, 32, CHE31, 32	46	14	13	0
1227	LAF27	135	50	53	0
1228	LAF28	33	13	23	1
1229	LAF29	67	15	18	0
1231	LAF31	39	8	14	1
1238	LAF38	129	27	37	1
1239	LAF39, 44	182	52	53	2
1241	LAF41	74	24	28	0
1242	LAF42	32	8	17	0
1243	LAF43	33	7	8	0
1404	LEM4, 6, 8, 41	35	16	10	0
1412	LEM12	26	10	5	1
1413	LEM13	73	24	26	0
1415	LEM15, 30, 36	92	38	30	0
1417	LEM17, 18, 39	87	33	25	0
1421	LEM21, 40, 42, 44, 45	53	28	16	0
1422	LEM22, 29	60	23	22	0
1423	LEM23, 31	86	36	33	0
1424	LEM24, 32	49	30	15	0
1433	LEM33, 35	57	20	16	0
1437	LEM37	13	5	3	0
1501	MER1, 11, 25, 31, 43	149	39	53	0
1503	MER3, 26	83	24	29	2
1506	MER6	10	1	6	0
1507	MER7, 9	0	1	1	0
1508	MER8, 53	43	11	23	0
1512	MER12, 50, WH29	153	43	51	0
1513	MER13, 15, 24, 44	165	23	43	1
1514	MER14	0	0	0	0
1516	MER16	3	0	0	0
1517	MER17	199	46	58	1
1518	MER18	52	19	25	0
1519	MER19	276	45	77	2
1520	MER20, 46	27	2	6	0
1522	MER22	169	34	34	1
1523	MER23	158	39	53	2
1527	MER27	41	14	9	0
1529	MER29, QUE19	40	13	14	0
1530	MER30	45	10	13	0
1532	MER32, 51	123	27	26	1
1533	MER33	27	9	12	0
1534	MER34, WH43	106	32	37	0
1535	MER35	1	0	0	0
1536	MER36, WH44	122	19	36	1
1537	MER37, 48	152	30	34	2
1541	MER41, 52	25	8	11	1
1542	MER42	86	15	18	1
1547	MER47	7	3	1	0
1549	MER49	69	15	25	0
1601	MHT1, 4, 5	35	5	14	0
1602	MHT2, 26	60	9	9	0
1603	MHT3, 24, MR27, 79	44	11	11	1
1606	MHT6, 14, 49	50	6	17	0
1607	MHT7, 39, MR52	16	11	9	0
1608	MHT8, 50	16	7	5	1
1609	MHT9	60	28	23	0
1610	MHT10, 21, 25, 31, 33, 40, 47	51	11	9	0
1611	MHT11, 23	40	10	13	0
1617	MHT17, 46, 48	8	3	2	0
1619	MHT19, 27	53	20	19	0
1620	MHT20, 36	48	12	11	1
1629	MHT29, 32, 41, 44, CC8	7	3	4	1
1630	MHT30, CHE47, MHT45	6	1	2	0
1634	MHT34	49	13	20	0
1635	MHT35	5	9	3	0
1637	MHT37	0	0	0	0
1638	MHT38, 42	37	12	5	1
1801	MR1	11	6	5	0
1802	MR2, 61	34	6	6	0
1803	MR3, 67	9	0	3	0
1804	MR4, 26, 36	34	4	15	0
1805	MR5, 39, 59	15	4	11	0
1806	MR6, 11, 38	38	21	8	0
1807	MR7, 45	7	3	4	0
1808	MR8, 12, 15, 41, 62	29	14	4	0
1809	MR9	3	0	0	0
1813	MR13, BON17	25	6	9	0
1816	MR16, 47	23	8	9	0
1817	MR17	1	1	0	0
1818	MR18, 64	21	7	6	0
1819	MR19, 20, 21	43	13	20	0
1822	MR22, 37, 49	47	20	16	1
1823	MR23, 53, CHE23	18	4	5	0
1824	MR24	0	3	1	0
1825	MR25, 31	53	17	22	0
1828	MR28, 32, BON30, QUE6, 15	24	12	8	0
1829	MR29	58	14	23	0
1830	MR30	33	13	13	0
1833	MR33, 54	10	6	6	0
1834	MR34	11	7	5	0
1835	MR35, 50	32	8	7	0
1843	MR43	8	2	1	0
1844	MR44, 48	30	6	8	0
1855	MR55	3	6	5	0
1858	MR58, 77	14	3	1	0
1860	MR60, 80	13	1	6	1
1863	MR63, 66	7	2	4	0
1871	MR71, 74	1	0	1	0
1875	MR75	3	1	3	0
1878	MR78	2	1	2	0
2201	OAK1, 6	67	23	37	0
2202	OAK2, 14	71	32	40	3
2203	OAK3, 4, 23, 30, 33	100	28	24	0
2205	OAK5	77	32	18	0
2207	OAK7, 27, 28	80	31	31	1
2208	OAK8, 22	111	50	31	1
2209	OAK9, 24, 29	91	49	39	0
2210	OAK10, TSF5	105	34	30	2
2211	OAK11, 16	45	30	20	0
2212	OAK12, 31, LEM16, 38, 46	104	32	34	1
2213	OAK13, 25, 32	66	25	16	1
2215	OAK15	110	50	47	1
2217	OAK17, 20	103	38	21	0
2218	OAK18, 35, 36, 37	122	42	26	0

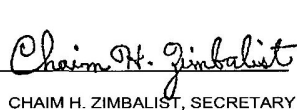


2219	OAK19	81	29	37	1
2221	OAK21, 26	120	36	36	2
2301	QUE1, 5	19	4	8	0
2302	QUE2, 14, 22, 30	103	34	27	1
2303	QUE3, 20	29	4	7	0
2304	QUE4	47	11	17	1
2307	QUE7	42	9	7	1
2308	QUE8	6	2	3	0
2309	QUE9	34	14	15	1
2310	QUE10	25	5	10	0
2311	QUE11, 36, 50	1	4	4	0
2313	QUE13, 24, 41, 47	48	5	12	1
2316	QUE16	39	8	9	0
2317	QUE17, 40	170	38	32	0
2318	QUE18	80	21	30	0
2321	QUE21	0	1	0	0
2323	QUE23	46	19	25	0
2325	QUE25, 38, 51	160	33	36	3
2326	QUE26, WH49	14	9	6	0
2327	QUE27, WH50	19	3	6	0
2328	QUE28, 34, 35	186	54	47	5
2329	QUE29	95	31	35	1
2331	QUE31	12	7	10	0
2332	QUE32	44	11	10	0
2333	QUE33	62	19	18	1
2337	QUE37	19	6	6	0
2339	QUE39	45	11	11	0
2342	QUE42	86	42	31	2
2343	QUE43	17	4	8	0
2344	QUE44	62	20	19	0
2345	QUE45	59	13	20	2
2346	QUE46	3	0	0	0
2348	QUE48	5	9	2	0
2349	QUE49	11	2	5	0
2601	TSF1, 9, 20	52	23	36	0
2602	TSF2, 10	76	21	29	0
2603	TSF3, 12, 13	92	22	26	2
2604	TSF4, 6	135	55	70	1
2607	TSF7, 31	82	26	30	0
2608	TSF8, 32	125	51	44	1
2611	TSF11	35	11	11	0
2614	TSF14	23	10	16	0
2615	TSF15	38	24	23	0
2616	TSF16	96	35	31	1
2617	TSF17, 27	99	43	46	1
2618	TSF18	62	26	44	0
2619	TSF19	70	24	43	0
2621	TSF21	65	30	15	0
2622	TSF22, 23	72	23	18	0
2624	TSF24	53	23	15	0
2625	TSF25, 26	93	38	40	0
2628	TSF28, 29	73	28	23	0
2630	TSF30, OAK34	71	31	41	0
2801	WH1, QUE12	10	1	4	0
2802	WH2, MER28	32	11	12	1
2804	WH4, 10, 12	60	16	23	0
2805	WH5, 7	23	5	11	0
2806	WH6, 11	55	3	24	1
2808	WH8	134	29	43	1
2809	WH9	189	40	59	0
2813	WH13	71	20	23	0
2814	WH14	41	14	21	0
2815	WH15	38	9	21	1
2816	WH16	37	11	18	0
2817	WH17, 25	72	24	27	1
2818	WH18	2	1	2	0
2819	WH19	43	14	10	0
2820	WH20	85	27	33	0
2821	WH21	80	23	34	0
2823	WH23, 26, CHE21	163	42	61	1
2824	WH24	50	14	20	0
2827	WH27, 28, 30	104	23	31	3
2831	WH31	82	23	30	0
2832	WH32, 38, 39, MER10	42	15	11	1
2833	WH33	23	6	12	1
2834	WH34	221	57	84	4
2835	WH35	28	6	13	0
2836	WH36	15	4	11	0
2837	WH37	13	5	6	0
2840	WH40, 41	60	15	22	2
2842	WH42, MER21, 38, 39, 40, 45	17	5	3	0
2845	WH45, 47, 48	158	60	56	4
2846	WH46	40	6	11	1
2851	WH51	26	12	12	0


=====

WE, THE BOARD OF ELECTION COMMISSIONERS OF ST. LOUIS COUNTY, MISSOURI, ACTING AS THE VERIFICATION BOARD PURSUANT TO 115.507,R.S. Mo 1978, HEREBY CERTIFY THE FOREGOING TO BE A TRUE AND CORRECT ABSTRACT OF VOTES CAST FOR THE CANDIDATES AND ISSUES AT THE GENERAL MUNICIPAL ELECTION HELD IN ST. LOUIS COUNTY, MISSOURI, ON APRIL 8, 2008. IN TESTIMONY WHEREOF, WE HAVE HEREUNTO SET OUR HAND AT OUR OFFICE IN MAPLEWOOD, ST. LOUIS COUNTY, MISSOURI, ON APRIL 21, 2008.

  
JOHN J. DEHL, JR., CHAIRMAN

  
CHAIM H. ZIMBALIST, SECRETARY

  
ANITA T. YECKEL, COMMISSIONER

  
WILLIAM MILLER, JR., COMMISSIONER

ELECTION SUMMARY

GENERAL MUNICIPAL ELECTION  
CITY OF JENNINGS  
TUESDAY, APRIL 8, 2008

OFFICIAL RESULTS

PERCENT	TOTAL	PERCENT	WITH 15 OF 15 PRECINCTS REPORTING	TOTAL
01 = REGISTERED VOTERS - TOTAL ST. LOUIS CO	9,143			
02 = BALLOTS CAST - TOTAL ST. LOUIS COUNTY	913			
	01	02	03	
1908 NOR8	16	1	6.25	
1923 NOR23,25	831	48	5.78	
1928 NOR28	283	18	6.36	
1943 NOR43,NRW47	920	35	3.80	
1945 NOR45,46,52,55	1163	66	5.67	
1948 NOR48,51	786	32	4.07	
2010 NRW10,12,49	1444	213	14.75	
2011 NRW11	560	118	21.07	
2013 NRW13,18	491	79	16.09	
2014 NRW14,31,34	107	10	9.35	
2016 NRW16	4	0	.00	
2030 NRW30,33,36	988	88	8.91	
2035 NRW35	629	76	12.08	
2037 NRW37,38	581	100	17.21	
2040 NRW40	340	29	8.53	





PERCENT	VOTES	PERCENT	WITH 4 OF 4 PRECINCTS REPORTING	VOTES
COUNCIL MEMBER JENNINGS WARD 1 (VOTE FOR ) 1				
01 = YOLONDA FOUNTAIN-HENDERSON	135	54.66		
02 = TINA C. KRIZ	111	44.94	03 = INVALID WRITE-IN VOTES	1 .40
	01	02	03	
2013 NRW13,18	33	45	0	
2014 NRW14,31,34	6	4	0	
2030 NRW30,33,36	45	41	1	
2035 NRW35	51	21	0	

PERCENT	VOTES	PERCENT	WITH 4 OF 4 PRECINCTS REPORTING	VOTES
COUNCIL MEMBER JENNINGS WARD 2 (VOTE FOR ) 1				
01 = TERRY WILSON	151	35.95		
02 = HERMAN BARNES, JR.	269	64.05	03 = INVALID WRITE-IN VOTES	0
	01	02	03	
2010 NRW10,12,49	95	114	0	
2011 NRW11	32	82	0	
2016 NRW16	0	0	0	
2037 NRW37,38	24	73	0	

PERCENT	VOTES	PERCENT	WITH 3 OF 3 PRECINCTS REPORTING	VOTES
COUNCIL MEMBER JENNINGS WARD 3 (VOTE FOR ) 1				
01 = DAVID L. SCHMERBER	110	100.00		
02 = INVALID WRITE-IN VOTES	0			
	01	02		
1923 NOR23,25	38	0		
1928 NOR28	18	0		
1945 NOR45,46,52,55	54	0		

PERCENT	VOTES	PERCENT	WITH 4 OF 4 PRECINCTS REPORTING	VOTES
COUNCIL MEMBER JENNINGS WARD 4 (VOTE FOR ) 1				
01 = ANTHONY EUGENE HARRIS, SR.	73	93.59		
02 = INVALID WRITE-IN VOTES	5	6.41		
	01	02		
1908 NOR8	1	0		
1943 NOR43,NRW47	26	2		
1948 NOR48,51	25	3		
2040 NRW40	21	0		

WE, THE BOARD OF ELECTION COMMISSIONERS OF ST. LOUIS COUNTY, MISSOURI, ACTING AS THE VERIFICATION BOARD PURSUANT TO 115.507 R.S.Mo 1978, HEREBY CERTIFY THE FOREGOING TO BE A TRUE AND CORRECT ABSTRACT OF VOTES CAST FOR THE CANDIDATES AND ISSUES AT THE GENERAL MUNICIPAL ELECTION HELD IN ST. LOUIS COUNTY, MISSOURI, ON APRIL 8, 2008. IN TESTIMONY WHEREOF, WE HAVE HEREUNTO SET OUR HAND AT OUR OFFICE IN MAPLEWOOD, ST. LOUIS COUNTY, MISSOURI, ON APRIL 21, 2008.

 JOHN J. DEHL, JR., CHAIRMAN  
 CHAIM H. ZIMBALIST, SECRETARY  
 ANITA T. YECKEL, COMMISSIONER  
 WILLIAM MILLER, JR., COMMISSIONER

ELECTION SUMMARY


GENERAL MUNICIPAL ELECTION  
SCHOOL DISTRICT OF JENNINGS  
TUESDAY, APRIL 8, 2008


OFFICIAL RESULTS

	TOTAL	PERCENT	WITH 17 OF 17 PRECINCTS REPORTING	TOTAL
PERCENT				
01 = REGISTERED VOTERS - TOTAL ST. LOUIS CO	10,483		03 = VOTER TURNOUT - TOTAL ST. LOUIS COUNTY	9.62
02 = BALLOTS CAST - TOTAL ST. LOUIS COUNTY	1,008			
	01	02	03	
1923 NOR23,25	831	48	5.78	
1926 NOR26	379	34	8.97	
1927 NOR27	391	38	9.72	
1928 NOR28	283	18	6.36	
1931 NOR31	293	13	4.44	
1932 NOR32	233	17	7.30	
1934 NOR34	171	4	2.34	
1943 NOR43,NRW47	920	35	3.80	
1945 NOR45,46,52,55	1163	66	5.67	
1948 NOR48,51	786	32	4.07	
2010 NRW10,12,49	1444	213	14.75	
2011 NRW11	560	118	21.07	
2013 NRW13,18	491	79	16.09	
2030 NRW30,33,36	988	88	8.91	
2035 NRW35	629	76	12.08	
2037 NRW37,38	581	100	17.21	
2040 NRW40	340	29	8.53	


	VOTES	PERCENT	WITH 17 OF 17 PRECINCTS REPORTING	VOTES	PERCENT			
PERCENT								
DIRECTOR SCHOOL DISTRICT OF JENNINGS								
(VOTE FOR ) 3								
01 = ADREAN HOPE	347	13.46	05 = JOHN SCHLERETH	485	18.81			
02 = JOSEPH TURNER	489	18.97	06 = ERIC A. ROWE	72	2.79			
03 = OPHELIA TAYLOR ROBERTS	338	13.11	07 = MIRANDA JONES	528	20.48			
04 = GEORGE W. CASH, JR.	317	12.30	08 = INVALID WRITE-IN VOTES	2	.08			
	01	02	03	04	05	06	07	08
1923 NOR23,25	18	26	16	14	23	4	28	0
1926 NOR26	13	11	12	11	9	1	17	0
1927 NOR27	8	21	7	8	21	0	25	0
1928 NOR28	6	7	7	7	8	3	8	0
1931 NOR31	2	7	0	3	10	3	9	0
1932 NOR32	6	6	10	7	9	1	12	0
1934 NOR34	1	1	1	2	1	0	2	0
1943 NOR43,NRW47	10	18	8	11	18	3	13	1
1945 NOR45,46,52,55	25	37	22	22	34	3	35	0
1948 NOR48,51	14	17	12	8	15	1	15	1
2010 NRW10,12,49	96	81	91	86	75	15	98	0
2011 NRW11	43	59	38	53	58	4	63	0
2013 NRW13,18	21	46	22	17	53	6	45	0
2030 NRW30,33,36	30	43	27	26	44	8	38	0
2035 NRW35	29	33	30	24	30	5	43	0
2037 NRW37,38	22	57	31	15	56	14	56	0
2040 NRW40	3	19	4	3	21	1	21	0

WE, THE BOARD OF ELECTION COMMISSIONERS OF ST. LOUIS COUNTY, MISSOURI, ACTING AS THE VERIFICATION BOARD PURSUANT TO 115.507,R.S.Mo 1978, HEREBY CERTIFY THE FOREGOING TO BE A TRUE AND CORRECT ABSTRACT OF VOTES CAST FOR THE CANDIDATES AND ISSUES AT THE GENERAL MUNICIPAL ELECTION HELD IN ST. LOUIS COUNTY, MISSOURI, ON APRIL 8, 2008. IN TESTIMONY WHEREOF, WE HAVE HEREUNTO SET OUR HAND AT OUR OFFICE IN MAPLEWOOD, ST. LOUIS COUNTY, MISSOURI, ON APRIL 21, 2008.

  
JOHN J. DEHL, JR., CHAIRMAN

  
CHAIM H. ZIMBALIST, SECRETARY

  
ANITA T. YECKEL, COMMISSIONER

  
WILLIAM MILLER, JR., COMMISSIONER

ELECTION SUMMARY

GENERAL MUNICIPAL ELECTION  
CITY OF KINLOCH  
TUESDAY, APRIL 8, 2008


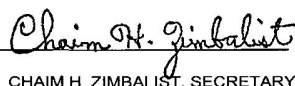


OFFICIAL RESULTS

		TOTAL	PERCENT	WITH 2 OF 2 PRECINCTS REPORTING		TOTAL
PERCENT						
01 = REGISTERED VOTERS - TOTAL ST. LOUIS CO		232			03 = VOTER TURNOUT - TOTAL ST. LOUIS COUNTY	8.62
02 = BALLOTS CAST - TOTAL ST. LOUIS COUNTY		20				
	01	02	03			
2008 NRW8	103	14	13.59			
2015 NRW15	129	6	4.65			

		VOTES	PERCENT	WITH 1 OF 1 PRECINCTS REPORTING	
ALDERPERSON KINLOCH WARD 1 (VOTE FOR ) 1		14	100.00		
01 = MACKOVIS PEEBLES		0			
02 = INVALID WRITE-IN VOTES					
	01	02			
2008 NRW8	14	0			

		VOTES	PERCENT	WITH 1 OF 1 PRECINCTS REPORTING	
ALDERPERSON KINLOCH WARD 2 (VOTE FOR ) 1		6	100.00		
01 = ANDOLORA MARSHALL		0			
02 = INVALID WRITE-IN VOTES					
	01	02			
2015 NRW15	6	0			

WE, THE BOARD OF ELECTION COMMISSIONERS OF ST. LOUIS COUNTY, MISSOURI, ACTING AS THE VERIFICATION BOARD PURSUANT TO 115.507,R.S.Mo 1978, HEREBY CERTIFY THE FOREGOING TO BE A TRUE AND CORRECT ABSTRACT OF VOTES CAST FOR THE CANDIDATES AND ISSUES AT THE GENERAL MUNICIPAL ELECTION HELD IN ST. LOUIS COUNTY, MISSOURI, ON APRIL 8, 2008. IN TESTIMONY WHEREOF, WE HAVE HEREUNTO SET OUR HAND AT OUR OFFICE IN MAPLEWOOD, ST. LOUIS COUNTY, MISSOURI, ON APRIL 21, 2008.

			
JOHN J. DEHL, JR., CHAIRMAN	CHAIM H. ZIMBALIST, SECRETARY	ANITA T. YECKEL, COMMISSIONER	WILLIAM MILLER, JR., COMMISSIONER

ELECTION SUMMARY

GENERAL MUNICIPAL ELECTION  
CITY OF KIRKWOOD  
TUESDAY, APRIL 8, 2008

OFFICIAL RESULTS





WITH 15 OF 15 PRECINCTS REPORTING

PERCENT	TOTAL	PERCENT	TOTAL
01 = REGISTERED VOTERS - TOTAL ST. LOUIS CO	20,701	03 = VOTER TURNOUT - TOTAL ST. LOUIS COUNTY	29.88
02 = BALLOTS CAST - TOTAL ST. LOUIS COUNTY	6,185		
	01	02	03
0201 BON1,21	1341	505	37.66
0202 BON2,4,14,18	1349	452	33.51
0205 BON5	1137	334	29.38
0206 BON6,7	1547	507	32.77
0208 BON8,22	1560	513	32.88
0209 BON9,MR14	1832	621	33.90
0211 BON11,27,33	1932	639	33.07
0212 BON12,34	1884	538	28.56
0213 BON13,23,47	1924	549	28.53
0219 BON19,20,45	1225	357	29.14
0224 BON24,36,48	1222	270	22.09
0226 BON26	189	50	26.46
0231 BON31,32	1909	488	25.56
0506 CLA6,18,29	1118	297	26.57
0902 GRA2	532	65	12.22

MAYOR KIRKWOOD	VOTES	PERCENT	VOTES
(VOTE FOR ) 1			
01 = ARTHUR MCDONNELL	4,320	75.55	
02 = CRESSEY-1035, MOORE-148, ABOU-NADER-43	1,398	24.45	
	01	02	
0201 BON1,21	368	96	
0202 BON2,4,14,18	324	93	
0205 BON5	228	73	
0206 BON6,7	355	117	
0208 BON8,22	356	120	
0209 BON9,MR14	476	107	
0211 BON11,27,33	487	121	
0212 BON12,34	374	137	
0213 BON13,23,47	362	132	
0219 BON19,20,45	243	84	
0224 BON24,36,48	160	75	
0226 BON26	38	12	
0231 BON31,32	340	109	
0506 CLA6,18,29	180	94	
0902 GRA2	29	28	

PERCENT	VOTES	PERCENT	VOTES
COUNCIL MEMBER KIRKWOOD			
(VOTE FOR ) 3			
01 = CRAIG CONWAY	2,564	15.55	2,858 17.33
02 = GARY REIM, JR.	2,524	15.31	1,768 10.72
03 = TIMOTHY E. GRIFFIN	3,525	21.38	61 .37
04 = GERRY (GERARD) BIEDENSTEIN	3,189	19.34	
	01	02	03
0201 BON1,21	237	180	309
0202 BON2,4,14,18	171	159	266
0205 BON5	117	141	200
0206 BON6,7	152	224	301
0208 BON8,22	235	212	310
0209 BON9,MR14	301	262	425
0211 BON11,27,33	345	255	341
0212 BON12,34	221	228	293
0213 BON13,23,47	200	253	286
0219 BON19,20,45	138	163	188
0224 BON24,36,48	106	119	136
0226 BON26	20	24	25
0231 BON31,32	188	168	268
0506 CLA6,18,29	115	115	162
0902 GRA2	18	21	15

WE, THE BOARD OF ELECTION COMMISSIONERS OF ST. LOUIS COUNTY, MISSOURI, ACTING AS THE VERIFICATION BOARD PURSUANT TO 115.507,R.S.Mo 1978, HEREBY CERTIFY THE FOREGOING TO BE A TRUE AND CORRECT ABSTRACT OF VOTES CAST FOR THE CANDIDATES AND ISSUES AT THE GENERAL MUNICIPAL ELECTION HELD IN ST. LOUIS COUNTY, MISSOURI, ON APRIL 8, 2008. IN TESTIMONY WHEREOF, WE HAVE HEREUNTO SET OUR HAND AT OUR OFFICE IN MAPLEWOOD, ST. LOUIS COUNTY, MISSOURI, ON APRIL 21, 2008.

 JOHN J. DEHL, JR., CHAIRMAN  
 CHAIM H. ZIMBALIST, SECRETARY  
 ANITA T. YECKEL, COMMISSIONER  
 WILLIAM MILLER, JR., COMMISSIONER

ELECTION SUMMARY


GENERAL MUNICIPAL ELECTION  
KIRKWOOD SCHOOL DISTRICT R-7  
TUESDAY, APRIL 8, 2008

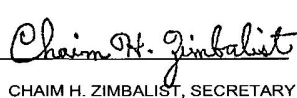
OFFICIAL RESULTS

PERCENT	TOTAL	PERCENT	WITH 29 OF 29 PRECINCTS REPORTING	TOTAL
01 = REGISTERED VOTERS - TOTAL ST. LOUIS CO	30,548		03 = VOTER TURNOUT - TOTAL ST. LOUIS COUNTY	23.38
02 = BALLOTS CAST - TOTAL ST. LOUIS COUNTY	7,142			
	01	02	03	
0201 BON1,21	1341	505	37.66	
0202 BON2,4,14,18	1349	452	33.51	
0205 BON5	1137	334	29.38	
0206 BON6,7	1547	507	32.77	
0208 BON8,22	1560	513	32.88	
0209 BON9,MR14	1832	621	33.90	
0211 BON11,27,33	1932	639	33.07	
0212 BON12,34	1884	538	28.56	
0213 BON13,23,47	1924	549	28.53	
0219 BON19,20,45	1225	357	29.14	
0224 BON24,36,48	1222	270	22.09	
0228 BON28	473	73	15.43	
0229 BON29	485	43	8.87	
0231 BON31,32	1909	488	25.56	
0506 CLA6,18,29	1118	297	26.57	
0536 CLA36	74	3	4.05	
0555 CLA55	131	8	6.11	
0902 GRA2	532	65	12.22	
0903 GRA3	14	8	57.14	
1105 JEF5	353	49	13.88	
1132 JEF32,33	1485	145	9.76	
1134 JEF34	1120	134	11.96	
1137 JEF37,39	1363	134	9.83	
1806 MR6,11,38	1376	102	7.41	
1809 MR9	88	5	5.68	
1813 MR13,BON17	367	57	15.53	
1819 MR19,20,21	891	92	10.33	
1822 MR22,37,49	1339	121	9.04	
1834 MR34	477	33	6.92	


PERCENT	VOTES	PERCENT	WITH 29 OF 29 PRECINCTS REPORTING	VOTES			
DIRECTOR KIRKWOOD SCHOOL DISTRICT R-7							
(VOTE FOR ) 3							
01 = SCOTT STREAM	4,604	25.00					
02 = DAN SULLIVAN	2,883	15.66	05 = TOM HAENNI	2,456 13.34			
03 = MATT COTTLER	3,071	16.68	06 = CARL JONES, JR.	1,301 7.07			
04 = RUTH JAYNE	4,057	22.03	07 = INVALID WRITE-IN VOTES	42 .23			
	01	02	03	04	05	06	07
0201 BON1,21	321	194	225	276	175	94	0
0202 BON2,4,14,18	290	192	190	242	164	66	2
0205 BON5	215	129	117	200	103	83	0
0206 BON6,7	341	208	211	322	202	80	7
0208 BON8,22	333	199	226	306	168	97	4
0209 BON9,MR14	463	250	288	388	224	83	0
0211 BON11,27,33	397	278	262	325	211	100	5
0212 BON12,34	312	211	259	287	165	101	5
0213 BON13,23,47	360	222	217	292	171	119	3
0219 BON19,20,45	239	142	148	214	120	73	3
0224 BON24,36,48	162	86	89	164	59	111	1
0228 BON28	36	32	31	38	28	17	0
0229 BON29	28	14	22	23	12	9	3
0231 BON31,32	311	214	211	266	193	74	0
0506 CLA6,18,29	205	103	135	185	89	45	4
0536 CLA36	3	1	0	2	0	1	0
0555 CLA55	4	6	1	1	4	1	0
0902 GRA2	19	13	10	22	1	47	2
0903 GRA3	1	2	2	3	3	1	0
1105 JEF5	20	31	15	21	30	10	0
1132 JEF32,33	97	66	81	81	62	15	0
1134 JEF34	92	67	65	74	54	12	0
1137 JEF37,39	88	53	77	79	53	16	0
1806 MR6,11,38	68	41	55	66	41	10	0
1809 MR9	3	2	3	2	2	0	0
1813 MR13,BON17	38	26	21	25	31	4	0
1819 MR19,20,21	64	47	34	58	36	14	3
1822 MR22,37,49	70	45	55	76	45	14	0
1834 MR34	24	9	21	19	10	4	0

WE, THE BOARD OF ELECTION COMMISSIONERS OF ST. LOUIS COUNTY, MISSOURI, ACTING AS THE VERIFICATION BOARD PURSUANT TO 115.507.R.S. Mo 1978, HEREBY CERTIFY THE FOREGOING TO BE A TRUE AND CORRECT ABSTRACT OF VOTES CAST FOR THE CANDIDATES AND ISSUES AT THE GENERAL MUNICIPAL ELECTION HELD IN ST. LOUIS COUNTY, MISSOURI, ON APRIL 8, 2008. IN TESTIMONY WHEREOF, WE HAVE HEREUNTO SET OUR HAND AT OUR OFFICE IN MAPLEWOOD, ST. LOUIS COUNTY, MISSOURI, ON APRIL 21, 2008.

  
JOHN J. DEHL, JR., CHAIRMAN

  
CHAIM H. ZIMBALIST, SECRETARY

  
ANITA T. YECKEL, COMMISSIONER

  
WILLIAM MILLER, JR., COMMISSIONER

ELECTION SUMMARY

GENERAL MUNICIPAL ELECTION  
CITY OF LADUE  
TUESDAY, APRIL 8, 2008

OFFICIAL RESULTS

PERCENT	TOTAL	PERCENT	TOTAL
01 = REGISTERED VOTERS - TOTAL ST. LOUIS CO	7,003	03 = VOTER TURNOUT - TOTAL ST. LOUIS COUNTY	8.01
02 = BALLOTS CAST - TOTAL ST. LOUIS COUNTY	561		
	01	02	03
0507 CLA7	396	35	8.84
0512 CLA12,26	411	31	7.54
0513 CLA13,14,47	1361	133	9.77
0515 CLA15,16	1326	93	7.01
0524 CLA24	415	32	7.71
0525 CLA25,40	954	49	5.14
0528 CLA28	219	21	9.59
0537 CLA37	902	80	8.87
0545 CLA45	1019	87	8.54

WITH 3 OF 3 PRECINCTS REPORTING

	VOTES	PERCENT
COUNCIL MEMBER LADUE WARD 1 (VOTE FOR ) 1	156	100.00
01 = CHARLES HIEMENZ	0	
02 = INVALID WRITE-IN VOTES		
	01	02
0507 CLA7	26	0
0513 CLA13,14,47	102	0
0524 CLA24	28	0





WITH 3 OF 3 PRECINCTS REPORTING

	VOTES	PERCENT
COUNCIL MEMBER LADUE WARD 2 (VOTE FOR ) 1	165	98.80
01 = WALTER G. STERN	2	1.20
02 = INVALID WRITE-IN VOTES		
	01	02
0515 CLA15,16	81	2
0528 CLA28	10	0
0545 CLA45	74	0

WITH 3 OF 3 PRECINCTS REPORTING

	VOTES	PERCENT
COUNCIL MEMBER LADUE WARD 3 (VOTE FOR ) 1	133	98.52
01 = NED LEMKEMEIER	2	1.48
02 = INVALID WRITE-IN VOTES		
	01	02
0512 CLA12,26	29	1
0525 CLA25,40	36	1
0537 CLA37	68	0

WE, THE BOARD OF ELECTION COMMISSIONERS OF ST. LOUIS COUNTY, MISSOURI, ACTING AS THE VERIFICATION BOARD PURSUANT TO 115.507,R.S.Mo 1978, HEREBY CERTIFY THE FOREGOING TO BE A TRUE AND CORRECT ABSTRACT OF VOTES CAST FOR THE CANDIDATES AND ISSUES AT THE GENERAL MUNICIPAL ELECTION HELD IN ST. LOUIS COUNTY, MISSOURI, ON APRIL 8, 2008. IN TESTIMONY WHEREOF, WE HAVE HEREUNTO SET OUR HAND AT OUR OFFICE IN MAPLEWOOD, ST. LOUIS COUNTY, MISSOURI, ON APRIL 21, 2008.

 JOHN J. DEHL, JR., CHAIRMAN
  CHAIM H. ZIMBALIST, SECRETARY
  ANITA T. YECKEL, COMMISSIONER
  WILLIAM MILLER, JR., COMMISSIONER

ELECTION SUMMARY





GENERAL MUNICIPAL ELECTION  
SCH DIST OF THE CITY OF LADUE  
TUESDAY, APRIL 8, 2008

OFFICIAL RESULTS

PERCENT	TOTAL	PERCENT	WITH 28 OF 28 PRECINCTS REPORTING	TOTAL
01 = REGISTERED VOTERS - TOTAL ST. LOUIS CO	20,177		03 = VOTER TURNOUT - TOTAL ST. LOUIS COUNTY	9.19
02 = BALLOTS CAST - TOTAL ST. LOUIS COUNTY	1,855			
	01	02	03	
0312 CC12,13,15,19,22,27,40+	1720	183	10.64	
0320 CC20,46,63,65	1705	132	7.74	
0321 CC21,28,29,34,39,48,60+	2117	235	11.10	
0323 CC23,36	1580	165	10.44	
0333 CC33,62	371	50	13.48	
0337 CC37	140	26	18.57	
0338 CC38,47	143	6	4.20	
0355 CC55,MR76	585	41	7.01	
0358 CC58	500	23	4.60	
0507 CLA7	396	35	8.84	
0512 CLA12,26	411	31	7.54	
0513 CLA13,14,47	1361	133	9.77	
0515 CLA15,16	1326	93	7.01	
0520 CLA20	685	113	16.50	
0524 CLA24	415	32	7.71	
0525 CLA25,40	954	49	5.14	
0528 CLA28	219	21	9.59	
0534 CLA34	86	5	5.81	
0537 CLA37	902	80	8.87	
0545 CLA45	1019	87	8.54	
1840 MR40	187	40	21.39	
1842 MR42	205	47	22.93	
1846 MR46	470	41	8.72	
1851 MR51	961	54	5.62	
1856 MR56	38	1	2.63	
1857 MR57,68,69	1025	72	7.02	
1870 MR70,72	102	5	4.90	
1873 MR73	554	55	9.93	

PERCENT	VOTES	PERCENT	WITH 28 OF 28 PRECINCTS REPORTING	VOTES	
DIRECTOR SCHOOL DISTRICT OF THE CITY OF LADUE (VOTE FOR ) 3					
01 = KEN SMITH	1,005	22.22			
02 = DONNA A. SMITH	1,382	30.55	04 = ROGER LEVY	922 20.38	
03 = BOB GLIK	1,202	26.58	05 = INVALID WRITE-IN VOTES	12 .27	
	01	02	03	04	05
0312 CC12,13,15,19,22,27,40+	112	132	131	78	0
0320 CC20,46,63,65	67	97	71	75	2
0321 CC21,28,29,34,39,48,60+	159	159	139	104	1
0323 CC23,36	85	127	108	99	2
0333 CC33,62	23	37	29	42	1
0337 CC37	14	19	18	13	3
0338 CC38,47	1	5	2	3	0
0355 CC55,MR76	15	30	31	26	0
0358 CC58	10	18	13	14	0
0507 CLA7	20	28	22	11	0
0512 CLA12,26	22	19	21	18	0
0513 CLA13,14,47	69	110	103	50	0
0515 CLA15,16	50	72	67	51	1
0520 CLA20	50	78	70	44	0
0524 CLA24	21	30	23	8	0
0525 CLA25,40	27	37	31	18	0
0528 CLA28	12	16	12	11	0
0534 CLA34	3	4	3	3	0
0537 CLA37	52	62	57	36	0
0545 CLA45	39	74	52	54	1
1840 MR40	22	26	18	14	0
1842 MR42	29	29	22	16	0
1846 MR46	22	34	28	20	0
1851 MR51	26	41	41	28	0
1856 MR56	1	0	0	0	0
1857 MR57,68,69	32	52	45	42	0
1870 MR70,72	2	4	5	4	0
1873 MR73	20	42	40	40	1

WE, THE BOARD OF ELECTION COMMISSIONERS OF ST. LOUIS COUNTY, MISSOURI, ACTING AS THE VERIFICATION BOARD PURSUANT TO 115.507.R.S.Mo 1978, HEREBY CERTIFY THE FOREGOING TO BE A TRUE AND CORRECT ABSTRACT OF VOTES CAST FOR THE CANDIDATES AND ISSUES AT THE GENERAL MUNICIPAL ELECTION HELD IN ST. LOUIS COUNTY, MISSOURI, ON APRIL 8, 2008. IN TESTIMONY WHEREOF, WE HAVE HEREUNTO SET OUR HAND AT OUR OFFICE IN MAPLEWOOD, ST. LOUIS COUNTY, MISSOURI, ON APRIL 21, 2008.

 JOHN J. DEHL, JR., CHAIRMAN  
 CHAIM H. ZIMBALIST, SECRETARY  
 ANITA T. YECKEL, COMMISSIONER  
 WILLIAM MILLER, JR., COMMISSIONER



ELECTION SUMMARY

GENERAL MUNICIPAL ELECTION  
CITY OF LAKESHIRE  
TUESDAY, APRIL 8, 2008

OFFICIAL RESULTS

PERCENT	TOTAL	PERCENT	TOTAL
01 = REGISTERED VOTERS - TOTAL ST. LOUIS CO	893		
02 = BALLOTS CAST - TOTAL ST. LOUIS COUNTY	108		
	01	02	03
0626 CON26	205	8	3.90
0636 CON36	376	63	16.76
0637 CON37	312	37	11.86

WITH 3 OF 3 PRECINCTS REPORTING

03 = VOTER TURNOUT - TOTAL ST. LOUIS COUNTY 12.09

	VOTES	PERCENT
MAYOR LAKESHIRE (VOTE FOR ) 1		
01 = MARIA V. UNGER	94	98.95
02 = INVALID WRITE-IN VOTES	1	1.05
	01	02
0626 CON26	7	0
0636 CON36	51	1
0637 CON37	36	0

WITH 3 OF 3 PRECINCTS REPORTING

	VOTES	PERCENT
ALDERPERSON LAKESHIRE WARD 1 (VOTE FOR ) 1		
01 = JAN LOHMAR	50	100.00
02 = INVALID WRITE-IN VOTES	0	
	01	02
0636 CON36	50	0

WITH 1 OF 1 PRECINCTS REPORTING

	VOTES	PERCENT
ALDERPERSON LAKESHIRE WARD 2 (VOTE FOR ) 1		
01 = TED RODIS	33	100.00
02 = INVALID WRITE-IN VOTES	0	
	01	02
0637 CON37	33	0

WITH 1 OF 1 PRECINCTS REPORTING





	VOTES	PERCENT
ALDERPERSON LAKESHIRE WARD 3 (VOTE FOR ) 1		
01 = ESTHER K. RHODES	7	100.00
02 = INVALID WRITE-IN VOTES	0	
	01	02
0626 CON26	7	0

WITH 1 OF 1 PRECINCTS REPORTING

	VOTES	PERCENT
PROPOSITION A LAKESHIRE **LATERAL SEWERS** (VOTE FOR ) 1		
01 = YES	81	76.42
02 = NO	25	23.58
	01	02
0626 CON26	5	3
0636 CON36	47	16
0637 CON37	29	6

WITH 3 OF 3 PRECINCTS REPORTING

WE, THE BOARD OF ELECTION COMMISSIONERS OF ST. LOUIS COUNTY, MISSOURI, ACTING AS THE VERIFICATION BOARD PURSUANT TO 115.507,R.S.Mo 1978, HEREBY CERTIFY THE FOREGOING TO BE A TRUE AND CORRECT ABSTRACT OF VOTES CAST FOR THE CANDIDATES AND ISSUES AT THE GENERAL MUNICIPAL ELECTION HELD IN ST. LOUIS COUNTY, MISSOURI, ON APRIL 8, 2008. IN TESTIMONY WHEREOF, WE HAVE HEREUNTO SET OUR HAND AT OUR OFFICE IN MAPLEWOOD, ST. LOUIS COUNTY, MISSOURI, ON APRIL 21, 2008.

 JOHN J. DIEHL, JR., CHAIRMAN  
 CHAIM H. ZIMBALIST, SECRETARY  
 ANITA T. YECKEL, COMMISSIONER  
 WILLIAM MILLER, JR., COMMISSIONER

ELECTION SUMMARY


GENERAL MUNICIPAL ELECTION  
LINDBERGH R-VIII SCH DIST  
TUESDAY, APRIL 8, 2008

OFFICIAL RESULTS


PERCENT	TOTAL	PERCENT	WITH 37 OF 37 PRECINCTS REPORTING	TOTAL
01 = REGISTERED VOTERS - TOTAL ST. LOUIS CO	35,568			
02 = BALLOTS CAST - TOTAL ST. LOUIS COUNTY	5,026			
	01	02	03	
0215 BON15,16	1278	89	6.96	
0226 BON26	189	50	26.46	
0235 BON35,41,44	581	174	29.95	
0237 BON37,38	855	308	36.02	
0239 BON39	78	10	12.82	
0240 BON40	741	180	24.29	
0610 CON10,29	1566	127	8.11	
0613 CON13,47,49	1708	155	9.07	
0614 CON14	308	78	25.32	
0615 CON15,42	1062	81	7.63	
0621 CON21	645	138	21.40	
0622 CON22	804	39	4.85	
0624 CON24,28,46,51	1582	122	7.71	
0625 CON25	1032	236	22.87	
0626 CON26	205	8	3.90	
0630 CON30,52	827	70	8.46	
0631 CON31	483	54	11.18	
0637 CON37	312	37	11.86	
0643 CON43,45	1757	131	7.46	
0901 GRA1,17	1095	95	8.68	
0904 GRA4,52,55	1682	143	8.50	
0905 GRA5,36,50	1983	196	9.88	
0906 GRA6,27	1384	104	7.51	
0908 GRA8	324	65	20.06	
0909 GRA9,45	767	307	40.03	
0910 GRA10,11,12,46	720	246	34.17	
0914 GRA14,41,CON48	885	248	28.02	
0924 GRA24,32,47,48,53	1867	199	10.66	
0926 GRA26,43,51,CON23	1059	62	5.85	
0928 GRA28,29	928	155	16.70	
0944 GRA44,49	707	194	27.44	
2603 TSF3,12,13	727	171	23.52	
2604 TSF4,6	1067	316	29.62	
2611 TSF11	417	76	18.23	
2614 TSF14	770	59	7.66	
2618 TSF18	1265	146	11.54	
2619 TSF19	1908	157	8.23	

PERCENT	VOTES	PERCENT	WITH 37 OF 37 PRECINCTS REPORTING	VOTES		
DIRECTOR LINDBERGH R-VIII SCHOOL DISTRICT						
(VOTE FOR ) 3						
01 = DON BEE	2,627	21.73	04 = MARK R. RUDOFF	2,767		
02 = BOB FOERSTEL	2,497	20.66	05 = BILL KLOSTERMANN	1,360		
03 = KATHLEEN O. KIENSTRA	2,821	23.34	06 = INVALID WRITE-IN VOTES	17		
	01	02	03	04	05	06
0215 BON15,16	72	34	55	67	14	0
0226 BON26	11	20	23	20	17	1
0235 BON35,41,44	81	69	102	83	61	0
0237 BON37,38	116	135	130	122	102	1
0239 BON39	1	4	5	4	5	0
0240 BON40	134	71	81	80	44	0
0610 CON10,29	76	86	57	72	31	0
0613 CON13,47,49	102	100	80	103	36	1
0614 CON14	42	44	46	39	26	0
0615 CON15,42	43	49	45	66	20	0
0621 CON21	61	86	59	67	35	3
0622 CON22	19	25	22	18	17	0
0624 CON24,28,46,51	70	72	65	85	25	0
0625 CON25	129	105	125	136	56	0
0626 CON26	1	4	5	3	3	0
0630 CON30,52	37	40	37	50	20	0
0631 CON31	35	29	25	34	14	3
0637 CON37	6	15	16	15	15	0
0643 CON43,45	76	87	67	97	30	2
0901 GRA1,17	45	58	49	50	27	0
0904 GRA4,52,55	65	95	91	88	30	1
0905 GRA5,36,50	132	95	115	156	32	0
0906 GRA6,27	34	63	70	52	37	2
0908 GRA8	23	21	29	28	15	0
0909 GRA9,45	159	112	171	160	83	0
0910 GRA10,11,12,46	139	98	155	116	63	0
0914 GRA14,41,CON48	109	90	176	125	71	0
0924 GRA24,32,47,48,53	122	93	109	120	54	0
0926 GRA26,43,51,CON23	34	39	41	26	16	1
0928 GRA28,29	110	71	94	97	31	0
0944 GRA44,49	76	113	153	76	59	0
2603 TSF3,12,13	78	85	91	82	50	1
2604 TSF4,6	141	147	204	151	118	0
2611 TSF11	41	32	38	33	19	0
2614 TSF14	39	35	28	27	16	0
2618 TSF18	76	85	76	113	33	1
2619 TSF19	92	90	86	106	35	0

WE, THE BOARD OF ELECTION COMMISSIONERS OF ST. LOUIS COUNTY, MISSOURI, ACTING AS THE VERIFICATION BOARD PURSUANT TO 115.507, R.S. MO 1978, HEREBY CERTIFY THE FOREGOING TO BE A TRUE AND CORRECT ABSTRACT OF VOTES CAST FOR THE CANDIDATES AND ISSUES AT THE GENERAL MUNICIPAL ELECTION HELD IN ST. LOUIS COUNTY, MISSOURI, ON APRIL 8, 2008. IN TESTIMONY WHEREOF, WE HAVE HEREUNTO SET OUR HAND AT OUR OFFICE IN MAPLEWOOD, ST. LOUIS COUNTY, MISSOURI, ON APRIL 21, 2008.



JOHN J. DEHL, JR., CHAIRMAN



CHAIM H. ZIMBALIST, SECRETARY



ANITA T. YECKEL, COMMISSIONER



WILLIAM MILLER, JR., COMMISSIONER

ELECTION SUMMARY





GENERAL MUNICIPAL ELECTION  
VILLAGE OF MACKENZIE  
TUESDAY, APRIL 8, 2008

OFFICIAL RESULTS

PERCENT	TOTAL	PERCENT	WITH 1 OF 1 PRECINCTS REPORTING	TOTAL
01 = REGISTERED VOTERS - TOTAL ST. LOUIS CO	89			
02 = BALLOTS CAST - TOTAL ST. LOUIS COUNTY	4			
	01	02	03	
	89	4	4.49	
0939 GRA39				

PERCENT	VOTES	PERCENT	WITH 1 OF 1 PRECINCTS REPORTING	VOTES
TRUSTEE MACKENZIE				
(VOTE FOR ) 2				
01 = DOROTHY R. BERRY	4	50.00		
02 = ADINA JOHNSON	4	50.00		
	01	02	03	
	4	4	0	
0939 GRA39				

WE, THE BOARD OF ELECTION COMMISSIONERS OF ST. LOUIS COUNTY, MISSOURI, ACTING AS THE VERIFICATION BOARD PURSUANT TO 115.507,R.S.Mo 1978, HEREBY CERTIFY THE FOREGOING TO BE A TRUE AND CORRECT ABSTRACT OF VOTES CAST FOR THE CANDIDATES AND ISSUES AT THE GENERAL MUNICIPAL ELECTION HELD IN ST. LOUIS COUNTY, MISSOURI, ON APRIL 8, 2008. IN TESTIMONY WHEREOF, WE HAVE HEREUNTO SET OUR HAND AT OUR OFFICE IN MAPLEWOOD, ST. LOUIS COUNTY, MISSOURI, ON APRIL 21, 2008.

			
JOHN J. DEHL, JR., CHAIRMAN	CHAIM H. ZIMBALIST, SECRETARY	ANITA T. YECKEL, COMMISSIONER	WILLIAM MILLER, JR., COMMISSIONER

ELECTION SUMMARY

GENERAL MUNICIPAL ELECTION  
CITY OF MANCHESTER  
TUESDAY, APRIL 8, 2008

OFFICIAL RESULTS

		TOTAL	PERCENT	WITH 15 OF 15 PRECINCTS REPORTING		TOTAL
PERCENT						
01 = REGISTERED VOTERS - TOTAL ST. LOUIS CO		12,952			03 = VOTER TURNOUT - TOTAL ST. LOUIS COUNTY	14.62
02 = BALLOTS CAST - TOTAL ST. LOUIS COUNTY		1,894				
		01	02	03		
1201 LAF1,3		484	82	16.94		
1202 LAF2		1379	292	21.17		
1830 MR30		549	73	13.30		
2302 QUE2,14,22,30		1523	228	14.97		
2303 QUE3,20		509	60	11.79		
2304 QUE4		459	108	23.53		
2307 QUE7		783	72	9.20		
2310 QUE10		405	64	15.80		
2316 QUE16		448	71	15.85		
2318 QUE18		931	170	18.26		
2323 QUE23		877	116	13.23		
2329 QUE29		1410	227	16.10		
2339 QUE39		994	77	7.75		
2344 QUE44		1012	128	12.65		
2345 QUE45		1189	126	10.60		


		VOTES	PERCENT	WITH 15 OF 15 PRECINCTS REPORTING		VOTES
PERCENT						
MAYOR MANCHESTER						
(VOTE FOR ) 1						
01 = DONALD RYAN		705	37.74			
02 = DAVID L. WILLSON		1,155	61.83	03 = INVALID WRITE-IN VOTES	8	.43
		01	02	03		
1201 LAF1,3		38	42	2		
1202 LAF2		115	176	0		
1830 MR30		37	32	3		
2302 QUE2,14,22,30		94	130	0		
2303 QUE3,20		16	44	0		
2304 QUE4		26	80	0		
2307 QUE7		33	39	0		
2310 QUE10		16	45	1		
2316 QUE16		33	37	0		
2318 QUE18		74	92	1		
2323 QUE23		40	75	0		
2329 QUE29		76	146	1		
2339 QUE39		30	45	0		
2344 QUE44		39	87	0		
2345 QUE45		38	85	0		


		VOTES	PERCENT	WITH 5 OF 5 PRECINCTS REPORTING		VOTES
PERCENT						
ALDERPERSON MANCHESTER WARD 1						
(VOTE FOR ) 1						
01 = PAUL C. HAMILL		403	76.62			
02 = HAL ROTH		121	23.00	03 = INVALID WRITE-IN VOTES	2	.38
		01	02	03		
1201 LAF1,3		60	16	1		
1830 MR30		52	17	0		
2302 QUE2,14,22,30		162	47	0		
2310 QUE10		54	9	0		
2323 QUE23		75	32	1		

		VOTES	PERCENT	WITH 5 OF 5 PRECINCTS REPORTING		VOTES
ALDERPERSON MANCHESTER WARD 2						
(VOTE FOR ) 1						
01 = MARILYN L. OTTENAD		411	98.09			
02 = INVALID WRITE-IN VOTES		8	1.91			
		01	02			
2303 QUE3,20		53	1			
2307 QUE7		56	3			
2339 QUE39		75	0			
2344 QUE44		115	0			
2345 QUE45		112	4			


		VOTES	PERCENT	WITH 5 OF 5 PRECINCTS REPORTING		VOTES
ALDERPERSON MANCHESTER WARD 3						
(VOTE FOR ) 1						
01 = JOHN J. DIEHL, SR.		680	97.56			
02 = INVALID WRITE-IN VOTES		17	2.44			
		01	02			
1202 LAF2		238	4			
2304 QUE4		84	2			
2316 QUE16		53	0			
2318 QUE18		124	5			
2329 QUE29		181	6			

WE, THE BOARD OF ELECTION COMMISSIONERS OF ST. LOUIS COUNTY, MISSOURI, ACTING AS THE VERIFICATION BOARD PURSUANT TO 115.507,R.S.Mo 1978, HEREBY CERTIFY THE FOREGOING TO BE A TRUE AND CORRECT ABSTRACT OF VOTES CAST FOR THE CANDIDATES AND ISSUES AT THE GENERAL MUNICIPAL ELECTION HELD IN ST. LOUIS COUNTY, MISSOURI, ON APRIL 8, 2008. IN TESTIMONY WHEREOF, WE HAVE HEREUNTO SET OUR HAND AT OUR OFFICE IN MAPLEWOOD, ST. LOUIS COUNTY, MISSOURI, ON APRIL 21, 2008.

  
JOHN J. DEHL, JR., CHAIRMAN

  
CHAIM H. ZIMBALIST, SECRETARY

  
ANITA T. YECKEL, COMMISSIONER

  
WILLIAM MILLER, JR., COMMISSIONER

ELECTION SUMMARY


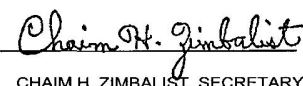


GENERAL MUNICIPAL ELECTION  
 MAPLEWOOD RICHMOND HTS SCH DIS  
 TUESDAY, APRIL 8, 2008

OFFICIAL RESULTS

PERCENT	TOTAL	PERCENT	WITH 11 OF 11 PRECINCTS REPORTING	TOTAL
01 = REGISTERED VOTERS - TOTAL ST. LOUIS CO	9,848			
02 = BALLOTS CAST - TOTAL ST. LOUIS COUNTY	1,673			
	01	02	03	
1019 HAD19	438	49	11.19	
1021 HAD21, 24, 26	1409	240	17.03	
1022 HAD22	448	94	20.98	
1023 HAD23	303	64	21.12	
1025 HAD25	468	79	16.88	
1027 HAD27	826	225	27.24	
1028 HAD28	722	213	29.50	
1029 HAD29	475	130	27.37	
1030 HAD30, 31, 34	1581	158	9.99	
1032 HAD32	1401	154	10.99	
1033 HAD33, 35	1777	267	15.03	

PERCENT	VOTES	PERCENT	WITH 11 OF 11 PRECINCTS REPORTING	VOTES	
DIRECTOR MAPLEWOOD RICHMOND HEIGHTS SCHOOL DIST					
(VOTE FOR ) 3					
01 = MARIA LANGSTON	1,146	28.98			
02 = STEPHEN FINDLEY	1,102	27.86			
03 = BEN STOTLER	1,060	26.80			
	01	02	03	04	05
1019 HAD19	38	32	33	16	2
1021 HAD21, 24, 26	143	148	123	123	0
1022 HAD22	63	56	52	45	0
1023 HAD23	36	41	35	30	0
1025 HAD25	54	43	46	24	0
1027 HAD27	144	121	94	84	0
1028 HAD28	141	142	144	85	2
1029 HAD29	88	80	83	53	1
1030 HAD30, 31, 34	118	114	123	45	3
1032 HAD32	120	112	121	51	4
1033 HAD33, 35	201	213	206	76	3

WE, THE BOARD OF ELECTION COMMISSIONERS OF ST. LOUIS COUNTY, MISSOURI, ACTING AS THE VERIFICATION BOARD PURSUANT TO 115.507 R.S.Mo 1978, HEREBY CERTIFY THE FOREGOING TO BE A TRUE AND CORRECT ABSTRACT OF VOTES CAST FOR THE CANDIDATES AND ISSUES AT THE GENERAL MUNICIPAL ELECTION HELD IN ST. LOUIS COUNTY, MISSOURI, ON APRIL 8, 2008. IN TESTIMONY WHEREOF, WE HAVE HEREUNTO SET OUR HAND AT OUR OFFICE IN MAPLEWOOD, ST. LOUIS COUNTY, MISSOURI, ON APRIL 21, 2008.

 JOHN J. DEHL, JR., CHAIRMAN  
 CHAIM H. ZIMBALIST, SECRETARY  
 ANITA T. YECKEL, COMMISSIONER  
 WILLIAM MILLER, JR., COMMISSIONER

ELECTION SUMMARY





GENERAL MUNICIPAL ELECTION  
VILLAGE OF MARLBOROUGH  
TUESDAY, APRIL 8, 2008

OFFICIAL RESULTS

		TOTAL	PERCENT	WITH 1 OF 1 PRECINCTS REPORTING	TOTAL
PERCENT					
01 = REGISTERED VOTERS - TOTAL ST. LOUIS CO		926		03 = VOTER TURNOUT - TOTAL ST. LOUIS COUNTY	6.70
02 = BALLOTS CAST - TOTAL ST. LOUIS COUNTY		62			
	01 02 03				
0933 GRA33,42,JEF41	926 . 62 6.70				

		VOTES	PERCENT	WITH 1 OF 1 PRECINCTS REPORTING	VOTES
PERCENT					
TRUSTEE MARLBOROUGH					
(VOTE FOR ) 2					
01 = JOAN (DEBBER) DOEBBER		55	54.46	03 = INVALID WRITE-IN VOTES	3 2.97
02 = JAN BOERGADINE		43	42.57		
	01 02 03				
0933 GRA33,42,JEF41	55 43 3				

WE, THE BOARD OF ELECTION COMMISSIONERS OF ST. LOUIS COUNTY, MISSOURI, ACTING AS THE VERIFICATION BOARD PURSUANT TO 115.507,R.S.Mo 1978, HEREBY CERTIFY THE FOREGOING TO BE A TRUE AND CORRECT ABSTRACT OF VOTES CAST FOR THE CANDIDATES AND ISSUES AT THE GENERAL MUNICIPAL ELECTION HELD IN ST. LOUIS COUNTY, MISSOURI, ON APRIL 8, 2008. IN TESTIMONY WHEREOF, WE HAVE HEREUNTO SET OUR HAND AT OUR OFFICE IN MAPLEWOOD, ST. LOUIS COUNTY, MISSOURI, ON APRIL 21, 2008.

			
JOHN J. DEHL, JR., CHAIRMAN	CHAIM H. ZIMBALIST, SECRETARY	ANITA T. YECKEL, COMMISSIONER	WILLIAM MILLER, JR., COMMISSIONER



ELECTION SUMMARY

GENERAL MUNICIPAL ELECTION  
CITY OF MARYLAND HEIGHTS  
TUESDAY, APRIL 8, 2008

OFFICIAL RESULTS

PERCENT	TOTAL	PERCENT	WITH 18 OF 18 PRECINCTS REPORTING	TOTAL
01 = REGISTERED VOTERS - TOTAL ST. LOUIS CO	16,234			
02 = BALLOTS CAST - TOTAL ST. LOUIS COUNTY	712			
	01	02	03	
0132 AP32	622	26	4.18	
0137 AP37,41,MID1,MHT12	855	24	2.81	
0318 CC18,MID57	3	0	.00	
1606 MHT6,14,49	1652	86	5.21	
1615 MHT15,NW38	1056	52	4.92	
1616 MHT16	430	34	7.91	
1617 MHT17,46,48	453	14	3.09	
1618 MHT18,NW49	1261	71	5.63	
1620 MHT20,36	1635	81	4.95	
1622 MHT22	1224	43	3.51	
1629 MHT29,32,41,44,CC8	1274	18	1.41	
1630 MHT30,CHE47,MHT45	159	11	6.92	
1637 MHT37	5	0	.00	
1638 MHT38,42	972	74	7.61	
2101 NW1	1679	73	4.35	
2113 NW13	934	27	2.89	
2119 NW19,33,35	1531	59	3.85	
2120 NW20	489	19	3.89	


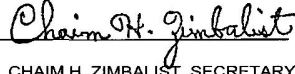


	VOTES	PERCENT	WITH 4 OF 4 PRECINCTS REPORTING
COUNCIL MEMBER MARYLAND HEIGHTS WARD 1 (VOTE FOR ) 1			
01 = KENNETH EVERETT (KEN) GOLD	150	96.77	
02 = INVALID WRITE-IN VOTES	5	3.23	
	01	02	
0318 CC18,MID57	0	0	
1606 MHT6,14,49	68	4	
1629 MHT29,32,41,44,CC8	16	0	
1638 MHT38,42	66	1	

	VOTES	PERCENT	WITH 4 OF 4 PRECINCTS REPORTING
COUNCIL MEMBER MARYLAND HEIGHTS WARD 2 (VOTE FOR ) 1			
01 = JUDITH H. (JUDY) BARNETT	123	99.19	
02 = INVALID WRITE-IN VOTES	1	.81	
	01	02	
0137 AP37,41,MID1,MHT12	20	0	
1617 MHT17,46,48	14	0	
1620 MHT20,36	79	1	
1630 MHT30,CHE47,MHT45	10	0	

	VOTES	PERCENT	WITH 6 OF 6 PRECINCTS REPORTING
COUNCIL MEMBER MARYLAND HEIGHTS WARD 3 (VOTE FOR ) 1			
01 = DAN JOHNSON	202	96.65	
02 = INVALID WRITE-IN VOTES	7	3.35	
	01	02	
0132 AP32	21	1	
1615 MHT15,NW38	46	2	
1616 MHT16	33	0	
1618 MHT18,NW49	64	2	
1622 MHT22	38	2	
1637 MHT37	0	0	

	VOTES	PERCENT	WITH 4 OF 4 PRECINCTS REPORTING
COUNCIL MEMBER MARYLAND HEIGHTS WARD 4 (VOTE FOR ) 1			
01 = CAROL S. TURNER	173	98.86	
02 = INVALID WRITE-IN VOTES	2	1.14	
	01	02	
2101 NW1	73	0	
2113 NW13	26	0	
2119 NW19,33,35	56	1	
2120 NW20	18	1	

WE, THE BOARD OF ELECTION COMMISSIONERS OF ST. LOUIS COUNTY, MISSOURI, ACTING AS THE VERIFICATION BOARD PURSUANT TO 115.507 R.S.Mo 1978, HEREBY CERTIFY THE FOREGOING TO BE A TRUE AND CORRECT ABSTRACT OF VOTES CAST FOR THE CANDIDATES AND ISSUES AT THE GENERAL MUNICIPAL ELECTION HELD IN ST. LOUIS COUNTY, MISSOURI, ON APRIL 8, 2008. IN TESTIMONY WHEREOF, WE HAVE HEREUNTO SET OUR HAND AT OUR OFFICE IN MAPLEWOOD, ST. LOUIS COUNTY, MISSOURI, ON APRIL 21, 2008.

 JOHN J. DEHL, JR., CHAIRMAN  
 CHAIM H. ZIMBALIST, SECRETARY  
 ANITA T. YECKEL, COMMISSIONER  
 WILLIAM MILLER, JR., COMMISSIONER

ELECTION SUMMARY

GENERAL MUNICIPAL ELECTION  
MEHLVILLE SCHOOL DISTRICT R-9  
TUESDAY, APRIL 8, 2008

OFFICIAL RESULTS

		TOTAL	PERCENT	WITH 48 OF 48 PRECINCTS REPORTING		TOTAL
PERCENT						
01 = REGISTERED VOTERS - TOTAL ST. LOUIS CO		63,824		03 = VOTER TURNOUT - TOTAL ST. LOUIS COUNTY		10.75
02 = BALLOTS CAST - TOTAL ST. LOUIS COUNTY		6,860				
		01	02	03		
0611	CON11	433	43	9.93		
0612	CON12	3	0	0.00		
0616	CON16	405	60	14.81		
0618	CON18	883	45	5.10		
0620	CON20	123	21	17.07		
0632	CON32	510	52	10.20		
0633	CON33	138	28	20.29		
0650	CON50	398	53	13.32		
1404	LEM4,6,8,41	1189	72	6.06		
1412	LEM12	541	50	9.24		
1413	LEM13	1386	149	10.75		
1415	LEM15,30,36	1726	171	9.91		
1417	LEM17,18,39	1492	170	11.39		
1421	LEM21,40,42,44,45	1202	114	9.48		
1422	LEM22,29	1225	124	10.12		
1423	LEM23,31	1639	189	11.53		
1424	LEM24,32	1175	120	10.21		
1433	LEM33,35	1297	120	9.25		
1437	LEM37	220	21	9.55		
2201	OAK1,6	1328	142	10.69		
2202	OAK2,14	1689	177	10.48		
2203	OAK3,4,23,30,33	1890	183	9.68		
2205	OAK5	1349	148	10.97		
2207	OAK7,27,28	1334	181	13.57		
2208	OAK8,22	1696	221	13.03		
2209	OAK9,24,29	1726	221	12.80		
2210	OAK10,TSF5	1880	212	11.28		
2211	OAK11,16	1512	114	7.54		
2212	OAK12,31,LEM16,38,46	1896	208	10.97		
2213	OAK13,25,32	1571	143	9.10		
2215	OAK15	2152	261	12.13		
2217	OAK17,20	1829	201	10.99		
2218	OAK18,35,36,37	1702	232	13.63		
2219	OAK19	1759	185	10.52		
2221	OAK21,26	1889	228	12.07		
2601	TSF1,9,20	1908	140	7.34		
2602	TSF2,10	1032	142	13.76		
2607	TSF7,31	1437	163	11.34		
2608	TSF8,32	2073	267	12.88		
2615	TSF15	1173	111	9.46		
2616	TSF16	1824	212	11.62		
2617	TSF17,27	1893	238	12.57		
2621	TSF21	1236	131	10.60		
2622	TSF22,23	1337	143	10.70		
2624	TSF24	1361	115	8.45		
2625	TSF25,26	1802	223	12.38		
2628	TSF28,29	2032	145	7.14		
2630	TSF30,OAK34	1529	171	11.18		


		VOTES	PERCENT	WITH 48 OF 48 PRECINCTS REPORTING		VOTES
PERCENT						
DIRECTOR MEHLVILLE SCHOOL DISTRICT R-9						
(VOTE FOR ) 3						
01 = KARL FRANK, JR.		3,440	17.49	06 = DEB LANGLAND		1,257 6.39
02 = CHRIS BROWN		2,222	11.30	07 = MAREA KLUTH-HOPPE		1,290 6.56
03 = DAVID BERTELSEN		2,149	10.93	08 = ERIN WEBER		3,455 17.57
04 = LINDA MOOY		2,252	11.45	09 = INVALID WRITE-IN VOTES		9 .05
05 = DREW FRAUENHOFFER		3,592	18.27			


		01	02	03	04	05	06	07	08	09
0611	CON11	26	13	11	9	18	8	10	21	1
0612	CON12	0	0	0	0	0	0	0	0	0
0616	CON16	24	18	12	17	20	13	11	22	0
0618	CON18	13	15	15	17	19	9	14	20	0
0620	CON20	5	11	9	9	5	7	2	6	0
0632	CON32	9	35	26	35	8	14	6	14	0
0633	CON33	5	15	14	14	4	8	6	6	0
0650	CON50	24	23	24	25	22	5	4	25	0
1404	LEM4,6,8,41	41	21	17	25	39	21	8	32	0
1412	LEM12	12	23	22	24	15	13	15	16	0
1413	LEM13	66	54	53	53	66	33	33	68	0
1415	LEM15,30,36	74	68	68	75	69	30	27	75	0
1417	LEM17,18,39	66	63	60	63	74	33	48	66	0
1421	LEM21,40,42,44,45	37	48	42	54	43	28	25	46	0
1422	LEM22,29	59	45	34	34	56	33	36	51	0
1423	LEM23,31	70	73	78	71	85	39	37	84	0
1424	LEM24,32	51	47	50	51	43	26	26	46	0
1433	LEM33,35	40	51	48	59	47	28	30	35	0
1437	LEM37	7	6	9	9	6	9	4	9	0
2201	OAK1,6	77	46	45	43	76	15	29	76	0
2202	OAK2,14	87	68	53	59	81	27	28	99	0
2203	OAK3,4,23,30,33	106	50	51	48	118	32	28	96	0
2205	OAK5	90	37	33	33	87	26	20	96	0
2207	OAK7,27,28	72	65	67	68	84	42	35	83	3
2208	OAK8,22	106	74	69	79	100	46	40	110	0
2209	OAK9,24,29	141	66	62	59	133	28	37	126	0
2210	OAK10,TSF5	139	40	48	38	144	40	38	135	0
2211	OAK11,16	70	34	29	32	60	14	15	68	0
2212	OAK12,31,LEM16,38,46	101	79	85	86	97	34	44	83	1
2213	OAK13,25,32	66	31	34	33	79	41	38	76	1
2215	OAK15	159	63	66	62	152	49	48	159	0
2217	OAK17,20	125	55	55	55	120	21	21	133	0
2218	OAK18,35,36,37	142	62	60	65	143	25	39	140	0
2219	OAK19	103	49	48	51	112	39	28	112	1
2221	OAK21,26	139	54	59	46	144	48	49	124	0
2601	TSF1,9,20	70	47	50	51	83	16	17	77	0
2602	TSF2,10	56	61	68	68	54	18	25	54	0
2607	TSF7,31	93	53	46	54	81	34	31	84	1
2608	TSF8,32	162	75	73	73	170	41	39	154	0
2615	TSF15	53	40	36	38	68	13	18	59	0
2616	TSF16	86	74	66	81	117	46	47	89	0
2617	TSF17,27	110	96	85	97	118	31	36	116	0
2621	TSF21	70	41	38	49	68	22	27	62	0

2622	TSF22, 23	75	44	46	47	75	16	23	72	0
2624	TSF24	65	31	25	27	75	19	19	76	0
2625	TSF25, 26	103	59	56	62	144	52	61	98	0
2628	TSF28, 29	56	45	48	52	67	38	35	67	1
2630	TSF30, OAK34	89	54	56	52	103	27	33	89	0

-----

WE, THE BOARD OF ELECTION COMMISSIONERS OF ST. LOUIS COUNTY, MISSOURI, ACTING AS THE VERIFICATION BOARD PURSUANT TO 115.507.R.S.Mo 1978, HEREBY CERTIFY THE FOREGOING TO BE A TRUE AND CORRECT ABSTRACT OF VOTES CAST FOR THE CANDIDATES AND ISSUES AT THE GENERAL MUNICIPAL ELECTION HELD IN ST. LOUIS COUNTY, MISSOURI, ON APRIL 8, 2008. IN TESTIMONY WHEREOF, WE HAVE HEREUNTO SET OUR HAND AT OUR OFFICE IN MAPLEWOOD, ST. LOUIS COUNTY, MISSOURI, ON APRIL 21, 2008.

  
 \_\_\_\_\_  
 JOHN J. DEHL, JR., CHAIRMAN

  
 \_\_\_\_\_  
 CHAIM H. ZIMBALIST, SECRETARY

  
 \_\_\_\_\_  
 ANITA T. YECKEL, COMMISSIONER

  
 \_\_\_\_\_  
 WILLIAM MILLER, JR., COMMISSIONER

ELECTION SUMMARY





GENERAL MUNICIPAL ELECTION  
METRO-NORTH FIRE DISTRICT  
TUESDAY, APRIL 8, 2008

OFFICIAL RESULTS

PERCENT	TOTAL	PERCENT	WITH 16 OF 16 PRECINCTS REPORTING	TOTAL
01 = REGISTERED VOTERS - TOTAL ST. LOUIS CO	11,615			
02 = BALLOTS CAST - TOTAL ST. LOUIS COUNTY	747			
	01	02	03	
0706 FER6	335	19	5.67	
0707 FER7	360	22	6.11	
0708 FER8	739	52	7.04	
0709 FER9,10	533	41	7.69	
0714 FER14,43	964	54	5.60	
0728 FER28,30	823	53	6.44	
2002 NRW2	174	10	5.75	
2016 NRW16	4	0	.00	
2022 NRW22,23	700	30	4.29	
2029 NRW29,39,41,FER49	1738	78	4.49	
2043 NRW43	894	133	14.88	
2044 NRW44	435	69	15.86	
2048 NRW48	607	20	3.29	
2402 SF2,24	690	44	6.38	
2403 SF3,22,NRW42	1095	74	6.76	
2404 SF4,5	1524	48	3.15	

PERCENT	VOTES	PERCENT	WITH 16 OF 16 PRECINCTS REPORTING	VOTES		
DIRECTOR METRO-NORTH FIRE DISTRICT						
(VOTE FOR ) 1						
01 = ROBERT T. YOUNG	591	81.63	04 = QUARNETTE GREGORY	69		
02 = JOHN L. THOMAS	27	3.73	05 = JAMES BOHNAK	25		
03 = WILLIAM E. LALL	12	1.66	06 = INVALID WRITE-IN VOTES	0		
	01	02	03	04	05	06
0706 FER6	17	0	1	1	0	0
0707 FER7	20	0	0	1	0	0
0708 FER8	40	2	0	5	4	0
0709 FER9,10	31	2	1	5	1	0
0714 FER14,43	39	4	1	6	3	0
0728 FER28,30	36	2	1	8	5	0
2002 NRW2	8	1	0	0	1	0
2016 NRW16	0	0	0	0	0	0
2022 NRW22,23	24	2	1	3	0	0
2029 NRW29,39,41,FER49	62	7	1	6	0	0
2043 NRW43	110	2	1	11	4	0
2044 NRW44	57	0	3	6	2	0
2048 NRW48	12	4	0	1	0	0
2402 SF2,24	30	0	0	7	4	0
2403 SF3,22,NRW42	67	1	2	2	1	0
2404 SF4,5	38	0	0	7	0	0

WE, THE BOARD OF ELECTION COMMISSIONERS OF ST. LOUIS COUNTY, MISSOURI, ACTING AS THE VERIFICATION BOARD PURSUANT TO 115.507,R.S. Mo 1978, HEREBY CERTIFY THE FOREGOING TO BE A TRUE AND CORRECT ABSTRACT OF VOTES CAST FOR THE CANDIDATES AND ISSUES AT THE GENERAL MUNICIPAL ELECTION HELD IN ST. LOUIS COUNTY, MISSOURI, ON APRIL 8, 2008. IN TESTIMONY WHEREOF, WE HAVE HEREUNTO SET OUR HAND AT OUR OFFICE IN MAPLEWOOD, ST. LOUIS COUNTY, MISSOURI, ON APRIL 21, 2008.

 JOHN J. DEHL, JR., CHAIRMAN  
 CHAIM H. ZIMBALIST, SECRETARY  
 ANITA T. YECKEL, COMMISSIONER  
 WILLIAM MILLER, JR., COMMISSIONER

ELECTION SUMMARY

GENERAL MUNICIPAL ELECTION  
CITY OF MOLINE ACRES  
TUESDAY, APRIL 8, 2008

OFFICIAL RESULTS


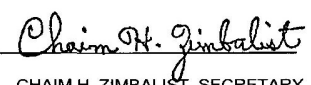
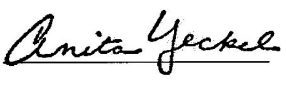

PERCENT	TOTAL	PERCENT	WITH 4 OF 4 PRECINCTS REPORTING	TOTAL
01 = REGISTERED VOTERS - TOTAL ST. LOUIS CO	1,796			
02 = BALLOTS CAST - TOTAL ST. LOUIS COUNTY	253			
				03 = VOTER TURNOUT - TOTAL ST. LOUIS COUNTY
				14.09
2043 NRW43	894	133	14.88	
2044 NRW44	435	69	15.86	
2045 NRW45	35	5	14.29	
2046 NRW46	432	46	10.65	

	VOTES	PERCENT	WITH 2 OF 2 PRECINCTS REPORTING
ALDERPERSON MOLINE ACRES WARD 1 (VOTE FOR ) 1			
01 = SHONTE MARIE HARMON-YOUNG	82	80.39	
02 = JANICE JONES (19) WRITE-IN	20	19.61	
			VOTES OF
			01 02
2044 NRW44	49	15	
2046 NRW46	33	5	

PERCENT	VOTES	PERCENT	WITH 2 OF 2 PRECINCTS REPORTING	VOTES
ALDERPERSON MOLINE ACRES WARD 2 (VOTE FOR ) 1				
01 = IRA LUTHER RICE	63	46.67		
02 = JENNIFER L. ERBY	70	51.85	03 = INVALID WRITE-IN VOTES	2 1.48
2043 NRW43	60	70	0	
2045 NRW45	3	0	2	

	VOTES	PERCENT	WITH 4 OF 4 PRECINCTS REPORTING
PROPOSITION A MOLINE ACRES **MERCHANT LICENSE FEE** (VOTE FOR ) 1			
01 = YES	124	52.77	
02 = NO	111	47.23	
2043 NRW43	53	66	
2044 NRW44	38	31	
2045 NRW45	1	4	
2046 NRW46	32	10	

WE, THE BOARD OF ELECTION COMMISSIONERS OF ST. LOUIS COUNTY, MISSOURI, ACTING AS THE VERIFICATION BOARD PURSUANT TO 115.507,R.S.Mo 1978, HEREBY CERTIFY THE FOREGOING TO BE A TRUE AND CORRECT ABSTRACT OF VOTES CAST FOR THE CANDIDATES AND ISSUES AT THE GENERAL MUNICIPAL ELECTION HELD IN ST. LOUIS COUNTY, MISSOURI, ON APRIL 8, 2008. IN TESTIMONY WHEREOF, WE HAVE HEREUNTO SET OUR HAND AT OUR OFFICE IN MAPLEWOOD, ST. LOUIS COUNTY, MISSOURI, ON APRIL 21, 2008.

JOHN J. DIEHL, JR., CHAIRMAN      CHAIM H. ZIMBALIST, SECRETARY      ANITA T. YECKEL, COMMISSIONER      WILLIAM MILLER, JR., COMMISSIONER

ELECTION SUMMARY

GENERAL MUNICIPAL ELECTION  
CITY OF NORMANDY  
TUESDAY, APRIL 8, 2008

OFFICIAL RESULTS

		TOTAL	PERCENT	WITH 5 OF 5 PRECINCTS REPORTING		TOTAL
PERCENT						
01 = REGISTERED VOTERS - TOTAL ST. LOUIS CO		2,696			03 = VOTER TURNOUT - TOTAL ST. LOUIS COUNTY	13.65
02 = BALLOTS CAST - TOTAL ST. LOUIS COUNTY		368				
	01	02	03			
1912 NOR12	684	74	10.82			
1913 NOR13	141	21	14.89			
1918 NOR18	517	42	8.12			
1930 NOR30	692	197	28.47			
1950 NOR50,53	662	34	5.14			





		VOTES	PERCENT	WITH 1 OF 1 PRECINCTS REPORTING		VOTES
PERCENT						
COUNCIL MEMBER NORMANDY WARD 1						
(VOTE FOR ) 1						
01 = LEE BEEL		60	84.51			
02 = DON MERZ		10	14.08	03 = INVALID WRITE-IN VOTES	1	1.41
	01	02	03			
1912 NOR12	60	10	1			

		VOTES	PERCENT	WITH 2 OF 2 PRECINCTS REPORTING	
COUNCIL MEMBER NORMANDY WARD 2					
(VOTE FOR ) 1					
01 = TONY EVANS		58	98.31		
02 = INVALID WRITE-IN VOTES		1	1.69		
	01	02			
1913 NOR13	21	0			
1918 NOR18	37	1			

		VOTES	PERCENT	WITH 1 OF 1 PRECINCTS REPORTING		VOTES
PERCENT						
COUNCIL MEMBER NORMANDY WARD 3						
(VOTE FOR ) 1						
01 = BRIDGET QUINLISK DAILEY		92	46.94			
02 = MARK BECKMANN		104	53.06	03 = INVALID WRITE-IN VOTES	0	
	01	02	03			
1930 NOR30	92	104	0			

		VOTES	PERCENT	WITH 1 OF 1 PRECINCTS REPORTING		VOTES
PERCENT						
COUNCIL MEMBER NORMANDY WARD 4						
(VOTE FOR ) 1						
01 = ROBERT (BOB) REID		22	68.75			
02 = ERMA RATLIF		9	28.13	03 = INVALID WRITE-IN VOTES	1	3.13
	01	02	03			
1950 NOR50,53	22	9	1			

WE, THE BOARD OF ELECTION COMMISSIONERS OF ST. LOUIS COUNTY, MISSOURI, ACTING AS THE VERIFICATION BOARD PURSUANT TO 115.507,R.S.Mo 1978, HEREBY CERTIFY THE FOREGOING TO BE A TRUE AND CORRECT ABSTRACT OF VOTES CAST FOR THE CANDIDATES AND ISSUES AT THE GENERAL MUNICIPAL ELECTION HELD IN ST. LOUIS COUNTY, MISSOURI, ON APRIL 8, 2008. IN TESTIMONY WHEREOF, WE HAVE HEREUNTO SET OUR HAND AT OUR OFFICE IN MAPLEWOOD, ST. LOUIS COUNTY, MISSOURI, ON APRIL 21, 2008.

JOHN J. DEHL, JR., CHAIRMAN    CHAIM H. ZIMBALIST, SECRETARY    ANITA T. YECKEL, COMMISSIONER    WILLIAM MILLER, JR., COMMISSIONER

ELECTION SUMMARY

GENERAL MUNICIPAL ELECTION  
 NORMANDY SCHOOL DISTRICT  
 TUESDAY, APRIL 8, 2008

OFFICIAL RESULTS

WITH 49 OF 49 PRECINCTS REPORTING

PERCENT	TOTAL	PERCENT	TOTAL
01 = REGISTERED VOTERS - TOTAL ST. LOUIS CO	24,216	03 = VOTER TURNOUT - TOTAL ST. LOUIS COUNTY	15.21
02 = BALLOTS CAST - TOTAL ST. LOUIS COUNTY	3,684		
	01	02	03
0150 AP50	663	74	11.16
1710 MID10	139	59	42.45
1718 MID18	351	35	9.97
1726 MID26, 39, 51	567	24	4.23
1728 MID28, AP16, 43, NOR44	285	14	4.91
1730 MID30, 32	318	50	15.72
1749 MID49	79	2	2.53
1901 NOR1	748	113	15.11
1902 NOR2	658	89	13.53
1903 NOR3	617	86	13.94
1905 NOR5	643	83	12.91
1906 NOR6	928	117	12.61
1907 NOR7	745	100	13.42
1908 NOR8	16	1	6.25
1909 NOR9	649	95	14.64
1911 NOR11	398	143	35.93
1914 NOR14	175	78	44.57
1915 NOR15	1221	402	32.92
1916 NOR16	353	42	11.90
1917 NOR17, 24	238	11	4.62
1918 NOR18	517	42	8.12
1919 NOR19	380	16	4.21
1920 NOR20	320	3	0.94
1921 NOR21	902	96	10.64
1922 NOR22	244	63	25.82
1929 NOR29	971	150	15.45
1930 NOR30	692	197	28.47
1933 NOR33	185	65	35.14
1935 NOR35, 49, 54	650	22	3.38
1936 NOR36	438	20	4.57
1937 NOR37	448	61	13.62
1938 NOR38	1	0	0.00
1939 NOR39	371	123	33.15
1940 NOR40	118	28	23.73
1941 NOR41	208	47	22.60
1942 NOR42	395	127	32.15
1947 NOR47	2	0	0.00
1950 NOR50, 53	662	34	5.14
2701 UNV1	767	203	26.47
2702 UNV2, 13, 48	80	4	5.00
2703 UNV3	186	25	13.44
2704 UNV4, NOR56	402	108	26.87
2705 UNV5	35	0	0.00
2710 UNV10	899	219	24.36
2717 UNV17	880	105	11.93
2721 UNV21	673	45	6.69
2746 UNV46	1413	60	4.25
2747 UNV47	654	18	2.75
2749 UNV49	932	185	19.85

PERCENT	VOTES		PERCENT		WITH 49 OF 49 PRECINCTS REPORTING					VOTES		
DIRECTOR NORMANDY SCHOOL DISTRICT												
(VOTE FOR ) 3												
01 = ROGER WILSON	1,032	14.27										
02 = WILLIAM H. HUMPHREY	1,537	21.26	06 = JOHN L. DITTO	503	6.96							
03 = IRMA R. HAMM	674	9.32	07 = COZY W. MARKS, III	1,397	19.32							
04 = ED JAMES	1,200	16.60	08 = REGINALD DICKSON	448	6.20							
05 = ANECIA S. MUSKIN	423	5.85	09 = INVALID WRITE-IN VOTES	17	.24							
	01	02	03	04	05	06	07	08	09			
0150 AP50	23	29	8	26	3	12	13	9	1			
1710 MID10	18	20	9	8	10	2	6	2	0			
1718 MID18	9	16	14	13	6	4	13	3	0			
1726 MID26, 39, 51	6	6	6	4	2	2	7	4	0			
1728 MID28, AP16, 43, NOR44	7	6	7	6	4	3	0	2	0			
1730 MID30, 32	13	11	9	6	12	5	15	10	1			
1749 MID49	0	1	0	0	1	0	2	0	0			
1901 NOR1	41	27	12	23	10	15	39	7	2			
1902 NOR2	27	36	23	20	14	13	24	13	0			
1903 NOR3	22	40	14	24	8	8	28	12	0			
1905 NOR5	25	34	12	27	6	10	31	5	0			
1906 NOR6	30	52	14	37	12	16	51	11	0			
1907 NOR7	39	35	10	36	11	20	50	11	0			
1908 NOR8	0	0	1	0	1	0	1	0	0			
1909 NOR9	15	24	42	21	10	7	24	6	0			
1911 NOR11	33	72	21	71	12	22	67	39	0			
1914 NOR14	14	57	7	51	6	12	55	4	1			
1915 NOR15	106	238	75	169	40	85	166	39	4			
1916 NOR16	13	23	9	21	9	6	21	4	2			
1917 NOR17, 24	4	6	3	3	2	1	4	2	0			
1918 NOR18	17	14	9	12	11	7	14	7	1			
1919 NOR19	8	5	4	2	3	2	4	3	0			
1920 NOR20	1	1	2	2	0	1	2	0	0			
1921 NOR21	37	42	22	34	10	15	32	10	0			
1922 NOR22	23	25	15	18	10	7	22	9	0			
1929 NOR29	42	79	25	70	10	21	91	23	1			
1930 NOR30	43	125	27	123	13	36	107	11	1			
1933 NOR33	18	25	11	19	7	7	25	4	0			
1935 NOR35, 49, 54	10	9	9	8	4	2	3	3	0			
1936 NOR36	10	6	7	1	3	3	12	9	0			
1937 NOR37	18	17	21	17	6	9	24	6	0			
1938 NOR38	0	0	0	0	0	0	0	0	0			
1939 NOR39	43	48	30	45	17	20	54	16	2			
1940 NOR40	10	11	7	15	3	6	19	2	0			
1941 NOR41	13	21	5	18	10	8	24	4	0			
1942 NOR42	30	69	15	49	9	21	64	19	0			
1947 NOR47	0	0	0	0	0	0	0	0	0			
1950 NOR50, 53	7	17	10	13	2	5	17	3	1			
2701 UNV1	51	43	21	27	29	13	46	24	0			
2702 UNV2, 13, 48	1	0	1	0	2	0	3	0	0			
2703 UNV3	8	8	8	6	6	1	5	3	0			
2704 UNV4, NOR56	37	48	29	40	12	15	44	20	0			

2705 UNV5	0	0	0	0	0	0	0	0	0
2710 UNV10	54	46	24	25	24	14	34	30	0
2717 UNV17	14	22	15	10	8	3	26	16	0
2721 UNV21	17	25	6	13	4	3	18	9	0
2746 UNV46	20	27	13	14	9	5	25	8	0
2747 UNV47	5	7	5	2	4	2	6	1	0
2749 UNV49	50	64	37	51	28	34	59	25	0





-----  
VOTES PERCENT WITH 49 OF 49 PRECINCTS REPORTING  
-----

PROPOSITION K NORMANDY SCHOOL DISTRICT  
\*\*BONDS-CAPITAL IMPROV (57.15% NEEDED)\*\*  
(VOTE FOR ) 1  
01 = YES  
02 = NO

2,004 62.59  
1,198 37.41

	01	02
0150 AP50	29	24
1710 MID10	31	19
1718 MID18	21	9
1726 MID26, 39, 51	16	7
1728 MID28, AP16, 43, NOR44	3	10
1730 MID30, 32	32	10
1749 MID49	2	0
1901 NOR1	69	26
1902 NOR2	63	15
1903 NOR3	44	18
1905 NOR5	56	13
1906 NOR6	70	24
1907 NOR7	53	29
1908 NOR8	1	0
1909 NOR9	43	20
1911 NOR11	59	80
1914 NOR14	35	37
1915 NOR15	177	217
1916 NOR16	31	8
1917 NOR17, 24	7	4
1918 NOR18	22	17
1919 NOR19	13	3
1920 NOR20	2	1
1921 NOR21	53	24
1922 NOR22	49	10
1929 NOR29	86	47
1930 NOR30	112	72
1933 NOR33	38	13
1935 NOR35, 49, 54	16	6
1936 NOR36	17	2
1937 NOR37	28	27
1938 NOR38	0	0
1939 NOR39	70	48
1940 NOR40	20	8
1941 NOR41	32	11
1942 NOR42	42	75
1947 NOR47	0	0
1950 NOR50, 53	14	16
2701 UNV1	127	48
2702 UNV2, 13, 48	4	0
2703 UNV3	15	6
2704 UNV4, NOR56	55	28
2705 UNV5	0	0
2710 UNV10	133	52
2717 UNV17	51	27
2721 UNV21	32	4
2746 UNV46	32	15
2747 UNV47	6	3
2749 UNV49	93	65

-----  
WE, THE BOARD OF ELECTION COMMISSIONERS OF ST. LOUIS COUNTY, MISSOURI, ACTING AS THE VERIFICATION BOARD PURSUANT TO 115.507,R.S.Mo 1978, HEREBY CERTIFY THE FOREGOING TO BE A TRUE AND CORRECT ABSTRACT OF VOTES CAST FOR THE CANDIDATES AND ISSUES AT THE GENERAL MUNICIPAL ELECTION HELD IN ST. LOUIS COUNTY, MISSOURI, ON APRIL 8, 2008. IN TESTIMONY WHEREOF, WE HAVE HEREUNTO SET OUR HAND AT OUR OFFICE IN MAPLEWOOD, ST. LOUIS COUNTY, MISSOURI, ON APRIL 21, 2008.

 JOHN J. DIEHL, JR., CHAIRMAN  
 CHAIM H. ZIMBALIST, SECRETARY  
 ANITA T. YECKEL, COMMISSIONER  
 WILLIAM MILLER, JR., COMMISSIONER



ELECTION SUMMARY


GENERAL MUNICIPAL ELECTION  
 NORTHEAST AMB & FIRE DISTRICT  
 TUESDAY, APRIL 8, 2008

OFFICIAL RESULTS


PERCENT	TOTAL	PERCENT	WITH 37 OF 37 PRECINCTS REPORTING	TOTAL
01 = REGISTERED VOTERS - TOTAL ST. LOUIS CO	19,282			
02 = BALLOTS CAST - TOTAL ST. LOUIS COUNTY	3,205			
	01	02	03	
0150 AP50	663	74	11.16	
1901 NOR1	748	113	15.11	
1902 NOR2	658	89	13.53	
1903 NOR3	617	86	13.94	
1904 NOR4,10	816	261	31.99	
1905 NOR5	643	83	12.91	
1906 NOR6	928	117	12.61	
1907 NOR7	745	100	13.42	
1909 NOR9	649	95	14.64	
1911 NOR11	398	143	35.93	
1912 NOR12	684	74	10.82	
1913 NOR13	141	21	14.89	
1914 NOR14	175	78	44.57	
1915 NOR15	1221	402	32.92	
1917 NOR17,24	238	11	4.62	
1918 NOR18	517	42	8.12	
1919 NOR19	380	16	4.21	
1921 NOR21	902	96	10.64	
1922 NOR22	244	63	25.82	
1926 NOR26	379	34	8.97	
1927 NOR27	391	38	9.72	
1929 NOR29	971	150	15.45	
1930 NOR30	692	197	28.47	
1933 NOR33	185	65	35.14	
1934 NOR34	171	4	2.34	
1935 NOR35,49,54	650	22	3.38	
1936 NOR36	438	20	4.57	
1937 NOR37	448	61	13.62	
1939 NOR39	371	123	33.15	
1940 NOR40	118	28	23.73	
1942 NOR42	395	127	32.15	
1947 NOR47	2	0	.00	
1950 NOR50,53	662	34	5.14	
2704 UNV4,NOR56	402	108	26.87	
2705 UNV5	35	0	.00	
2721 UNV21	673	45	6.69	
2749 UNV49	932	185	19.85	

		VOTES	PERCENT
PROPOSITION B NORTHEAST AMBULANCE AND FIRE DISTRICT			
**BONDS-CAPITAL IMPROV (57.15% NEEDED)**			
(VOTE FOR ) 1			
01 = YES		1,385	45.34
02 = NO		1,670	54.66
	01	02	
0150 AP50	32	34	
1901 NOR1	61	42	
1902 NOR2	56	22	
1903 NOR3	49	29	
1904 NOR4,10	132	107	
1905 NOR5	54	22	
1906 NOR6	71	36	
1907 NOR7	53	43	
1909 NOR9	49	37	
1911 NOR11	24	118	
1912 NOR12	22	51	
1913 NOR13	7	13	
1914 NOR14	10	68	
1915 NOR15	71	324	
1917 NOR17,24	7	3	
1918 NOR18	17	24	
1919 NOR19	14	2	
1921 NOR21	51	43	
1922 NOR22	41	21	
1926 NOR26	21	12	
1927 NOR27	21	17	
1929 NOR29	68	79	
1930 NOR30	63	132	
1933 NOR33	39	25	
1934 NOR34	2	1	
1935 NOR35,49,54	9	13	
1936 NOR36	15	4	
1937 NOR37	35	23	
1939 NOR39	38	84	
1940 NOR40	9	18	
1942 NOR42	31	94	
1947 NOR47	0	0	
1950 NOR50,53	11	19	
2704 UNV4,NOR56	62	37	
2705 UNV5	0	0	
2721 UNV21	36	7	
2749 UNV49	104	66	

WE, THE BOARD OF ELECTION COMMISSIONERS OF ST. LOUIS COUNTY, MISSOURI, ACTING AS THE VERIFICATION BOARD PURSUANT TO 115.507,R.S.Mo 1978, HEREBY CERTIFY THE FOREGOING TO BE A TRUE AND CORRECT ABSTRACT OF VOTES CAST FOR THE CANDIDATES AND ISSUES AT THE GENERAL MUNICIPAL ELECTION HELD IN ST. LOUIS COUNTY, MISSOURI, ON APRIL 8, 2008. IN TESTIMONY WHEREOF, WE HAVE HEREUNTO SET OUR HAND AT OUR OFFICE IN MAPLEWOOD, ST. LOUIS COUNTY, MISSOURI, ON APRIL 21, 2008.




JOHN J. DEHL, JR., CHAIRMAN



CHAIM H. ZIMBALIST, SECRETARY



ANITA T. YECKEL, COMMISSIONER



WILLIAM MILLER, JR., COMMISSIONER

ELECTION SUMMARY

GENERAL MUNICIPAL ELECTION  
CITY OF NORTHWOODS  
TUESDAY, APRIL 8, 2008

OFFICIAL RESULTS

PERCENT	TOTAL	PERCENT	WITH 4 OF 4 PRECINCTS REPORTING	TOTAL
01 = REGISTERED VOTERS - TOTAL ST. LOUIS CO	3,287			
02 = BALLOTS CAST - TOTAL ST. LOUIS COUNTY	450			
				03 = VOTER TURNOUT - TOTAL ST. LOUIS COUNTY
				13.69

	01	02	03	
1905 NOR5	643	83	12.91	
1906 NOR6	928	117	12.61	
1907 NOR7	745	100	13.42	
1929 NOR29	971	150	15.45	





	VOTES	PERCENT	WITH 1 OF 1 PRECINCTS REPORTING
ALDERPERSON NORTHWOODS WARD 1 (VOTE FOR ) 1			
01 = MARVALDA JONES	137	98.56	
02 = INVALID WRITE-IN VOTES	2	1.44	
	01	02	
1929 NOR29	137	2	

	VOTES	PERCENT	WITH 1 OF 1 PRECINCTS REPORTING
ALDERPERSON NORTHWOODS WARD 2 (VOTE FOR ) 1			
01 = JACK CHASE	89	100.00	
02 = INVALID WRITE-IN VOTES	0		
	01	02	
1907 NOR7	89	0	

	VOTES	PERCENT	WITH 1 OF 1 PRECINCTS REPORTING
ALDERPERSON NORTHWOODS WARD 3 (VOTE FOR ) 1			
01 = SHIRLEY JOHNSON	103	100.00	
02 = INVALID WRITE-IN VOTES	0		
	01	02	
1906 NOR6	103	0	

	VOTES	PERCENT	WITH 1 OF 1 PRECINCTS REPORTING
ALDERPERSON NORTHWOODS WARD 4 (VOTE FOR ) 1			
01 = LONA J. MOORE	80	100.00	
02 = INVALID WRITE-IN VOTES	0		
	01	02	
1905 NOR5	80	0	

WE, THE BOARD OF ELECTION COMMISSIONERS OF ST. LOUIS COUNTY, MISSOURI, ACTING AS THE VERIFICATION BOARD PURSUANT TO 115.507,R.S.Mo 1978, HEREBY CERTIFY THE FOREGOING TO BE A TRUE AND CORRECT ABSTRACT OF VOTES CAST FOR THE CANDIDATES AND ISSUES AT THE GENERAL MUNICIPAL ELECTION HELD IN ST. LOUIS COUNTY, MISSOURI, ON APRIL 8, 2008. IN TESTIMONY WHEREOF, WE HAVE HEREUNTO SET OUR HAND AT OUR OFFICE IN MAPLEWOOD, ST. LOUIS COUNTY, MISSOURI, ON APRIL 21, 2008.

 JOHN J. DEHL, JR., CHAIRMAN
  CHAIM H. ZIMBALIST, SECRETARY
  ANITA T. YECKEL, COMMISSIONER
  WILLIAM MILLER, JR., COMMISSIONER

ELECTION SUMMARY





GENERAL MUNICIPAL ELECTION  
TOWN OF NORWOOD COURT  
TUESDAY, APRIL 8, 2008

OFFICIAL RESULTS

PERCENT	TOTAL	PERCENT	WITH 1 OF 1 PRECINCTS REPORTING	TOTAL
01 = REGISTERED VOTERS - TOTAL ST. LOUIS CO	438			
02 = BALLOTS CAST - TOTAL ST. LOUIS COUNTY	20			
	01	02	03	
1936 NOR36	438	20	4.57	

PERCENT	VOTES	PERCENT	WITH 1 OF 1 PRECINCTS REPORTING	VOTES
TRUSTEE NORWOOD COURT				
(VOTE FOR ) 2				
01 = GARLAND HOLLINS	16	48.48		
02 = ROBERT D. ELLIS	17	51.52		
	01	02	03	
1936 NOR36	16	17	0	

WE, THE BOARD OF ELECTION COMMISSIONERS OF ST. LOUIS COUNTY, MISSOURI, ACTING AS THE VERIFICATION BOARD PURSUANT TO 115.507,R.S.Mo 1978, HEREBY CERTIFY THE FOREGOING TO BE A TRUE AND CORRECT ABSTRACT OF VOTES CAST FOR THE CANDIDATES AND ISSUES AT THE GENERAL MUNICIPAL ELECTION HELD IN ST. LOUIS COUNTY, MISSOURI, ON APRIL 8, 2008. IN TESTIMONY WHEREOF, WE HAVE HEREUNTO SET OUR HAND AT OUR OFFICE IN MAPLEWOOD, ST. LOUIS COUNTY, MISSOURI, ON APRIL 21, 2008.

			
JOHN J. DEHL, JR., CHAIRMAN	CHAIM H. ZIMBALIST, SECRETARY	ANITA T. YECKEL, COMMISSIONER	WILLIAM MILLER, JR., COMMISSIONER

ELECTION SUMMARY

GENERAL MUNICIPAL ELECTION  
CITY OF OAKLAND  
TUESDAY, APRIL 8, 2008


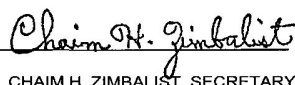


OFFICIAL RESULTS

		TOTAL	PERCENT	WITH 2 OF 2 PRECINCTS REPORTING		TOTAL
PERCENT						
01 = REGISTERED VOTERS - TOTAL ST. LOUIS CO		958			03 = VOTER TURNOUT - TOTAL ST. LOUIS COUNTY	12.11
02 = BALLOTS CAST - TOTAL ST. LOUIS COUNTY		116				
	01	02	03			
0228 BON28	473	73	15.43			
0229 BON29	485	43	8.87			

		VOTES	PERCENT	WITH 1 OF 1 PRECINCTS REPORTING	
ALDERPERSON OAKLAND WARD 1 (VOTE FOR ) 1		66	100.00		
01 = CRAIG BACH		0			
02 = INVALID WRITE-IN VOTES					
	01	02			
0228 BON28	66	0			

		VOTES	PERCENT	WITH 1 OF 1 PRECINCTS REPORTING	
ALDERPERSON OAKLAND WARD 2 (VOTE FOR ) 1		39	92.86		
01 = ANDREW M. STEWART		3	7.14		
02 = INVALID WRITE-IN VOTES					
	01	02			
0229 BON29	39	3			

WE, THE BOARD OF ELECTION COMMISSIONERS OF ST. LOUIS COUNTY, MISSOURI, ACTING AS THE VERIFICATION BOARD PURSUANT TO 115.507,R.S.Mo 1978, HEREBY CERTIFY THE FOREGOING TO BE A TRUE AND CORRECT ABSTRACT OF VOTES CAST FOR THE CANDIDATES AND ISSUES AT THE GENERAL MUNICIPAL ELECTION HELD IN ST. LOUIS COUNTY, MISSOURI, ON APRIL 8, 2008. IN TESTIMONY WHEREOF, WE HAVE HEREUNTO SET OUR HAND AT OUR OFFICE IN MAPLEWOOD, ST. LOUIS COUNTY, MISSOURI, ON APRIL 21, 2008.

			
JOHN J. DEHL, JR., CHAIRMAN	CHAIM H. ZIMBALIST, SECRETARY	ANITA T. YECKEL, COMMISSIONER	WILLIAM MILLER, JR., COMMISSIONER

ELECTION SUMMARY

GENERAL MUNICIPAL ELECTION  
CITY OF OLIVETTE  
TUESDAY, APRIL 8, 2008




OFFICIAL RESULTS

		TOTAL	PERCENT	WITH 3 OF 3 PRECINCTS REPORTING		TOTAL
PERCENT						
01 = REGISTERED VOTERS - TOTAL ST. LOUIS CO		5,542				
02 = BALLOTS CAST - TOTAL ST. LOUIS COUNTY		550				
0312 CC12,13,15,19,22,27,40+		1720	183	10.64		
0320 CC20,46,63,65		1705	132	7.74		
0321 CC21,28,29,34,39,48,60+		2117	235	11.10		

		VOTES	PERCENT	WITH 3 OF 3 PRECINCTS REPORTING		VOTES
PERCENT						
COUNCIL MEMBER OLIVETTE						
(VOTE FOR ) 2						
01 = RUTH SPRINGER		415	52.66			
02 = RICHMOND (SKIP) COBURN		357	45.30			
0312 CC12,13,15,19,22,27,40+		137	125	3		
0320 CC20,46,63,65		100	88	4		
0321 CC21,28,29,34,39,48,60+		178	144	9		

		VOTES	PERCENT	WITH 3 OF 3 PRECINCTS REPORTING	
PROPOSITION 1 OLIVETTE					
**LIQUOR LICENSE FEE**					
(VOTE FOR ) 1					
01 = YES		417	83.23		
02 = NO		84	16.77		
0312 CC12,13,15,19,22,27,40+		137	26		
0320 CC20,46,63,65		100	22		
0321 CC21,28,29,34,39,48,60+		180	36		

WE, THE BOARD OF ELECTION COMMISSIONERS OF ST. LOUIS COUNTY, MISSOURI, ACTING AS THE VERIFICATION BOARD PURSUANT TO 115.507,R.S.Mo 1978, HEREBY CERTIFY THE FOREGOING TO BE A TRUE AND CORRECT ABSTRACT OF VOTES CAST FOR THE CANDIDATES AND ISSUES AT THE GENERAL MUNICIPAL ELECTION HELD IN ST. LOUIS COUNTY, MISSOURI, ON APRIL 8, 2008. IN TESTIMONY WHEREOF, WE HAVE HEREUNTO SET OUR HAND AT OUR OFFICE IN MAPLEWOOD, ST. LOUIS COUNTY, MISSOURI, ON APRIL 21, 2008.

 JOHN J. DEHL, JR., CHAIRMAN
  CHAIM H. ZIMBALIST, SECRETARY
  ANITA T. YECKEL, COMMISSIONER
  WILLIAM MILLER, JR., COMMISSIONER

ELECTION SUMMARY

GENERAL MUNICIPAL ELECTION  
CITY OF OVERLAND  
TUESDAY, APRIL 8, 2008

OFFICIAL RESULTS

PERCENT	TOTAL	PERCENT	WITH 12 OF 12 PRECINCTS REPORTING	TOTAL
01 = REGISTERED VOTERS - TOTAL ST. LOUIS CO	10,069			
02 = BALLOTS CAST - TOTAL ST. LOUIS COUNTY	1,482			
	01	02	03	
1702 MID2,3,45	1450	320	22.07	
1704 MID4,48	952	134	14.08	
1705 MID5,54,59,CC26	1358	224	16.49	
1706 MID6,11	592	92	15.54	
1708 MID8	425	20	4.71	
1709 MID9	842	90	10.69	
1712 MID12	1381	197	14.27	
1713 MID13,14	1283	185	14.42	
1731 MID31	1	0	.00	
1743 MID43	762	111	14.57	
1752 MID52	542	39	7.20	
1753 MID53,58	481	70	14.55	


PERCENT	VOTES	PERCENT	WITH 3 OF 3 PRECINCTS REPORTING	VOTES
COUNCIL MEMBER OVERLAND WARD 1 (VOTE FOR ) 1				
01 = JERRY MAY	225	63.56		
02 = RICH KNODE	128	36.16	03 = INVALID WRITE-IN VOTES	1 .28
	01	02	03	
1706 MID6,11	54	36	0	
1712 MID12	139	54	1	
1753 MID53,58	32	38	0	

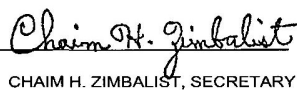
PERCENT	VOTES	PERCENT	WITH 3 OF 3 PRECINCTS REPORTING	VOTES
COUNCIL MEMBER OVERLAND WARD 2 (VOTE FOR ) 1				
01 = JEFFREY (JEFF) OCONNELL	292	58.40		
02 = NANCY R. ALLISON	206	41.20	03 = INVALID WRITE-IN VOTES	2 .40
	01	02	03	
1702 MID2,3,45	186	131	2	
1713 MID13,14	106	75	0	
1731 MID31	0	0	0	

PERCENT	VOTES	PERCENT	WITH 2 OF 2 PRECINCTS REPORTING	VOTES
COUNCIL MEMBER OVERLAND WARD 3 (VOTE FOR ) 1				
01 = KEN OWENSBY	221	62.25		
02 = TED FRIGILLANA	134	37.75	03 = INVALID WRITE-IN VOTES	0
	01	02	03	
1704 MID4,48	87	46	0	
1705 MID5,54,59,CC26	134	88	0	


COUNCIL MEMBER OVERLAND WARD 4 (VOTE FOR ) 1	VOTES	PERCENT	WITH 4 OF 4 PRECINCTS REPORTING
01 = LESTER DILLS	243	97.98	
02 = INVALID WRITE-IN VOTES	5	2.02	
	01	02	
1708 MID8	18	1	
1709 MID9	84	3	
1743 MID43	106	1	
1752 MID52	35	0	

WE, THE BOARD OF ELECTION COMMISSIONERS OF ST. LOUIS COUNTY, MISSOURI, ACTING AS THE VERIFICATION BOARD PURSUANT TO 115.507,R.S.Mo 1978, HEREBY CERTIFY THE FOREGOING TO BE A TRUE AND CORRECT ABSTRACT OF VOTES CAST FOR THE CANDIDATES AND ISSUES AT THE GENERAL MUNICIPAL ELECTION HELD IN ST. LOUIS COUNTY, MISSOURI, ON APRIL 8, 2008. IN TESTIMONY WHEREOF, WE HAVE HEREUNTO SET OUR HAND AT OUR OFFICE IN MAPLEWOOD, ST. LOUIS COUNTY, MISSOURI, ON APRIL 21, 2008.

  
JOHN J. DEHL, JR., CHAIRMAN

  
CHAIM H. ZIMBALIST, SECRETARY

  
ANITA T. YECKEL, COMMISSIONER

  
WILLIAM MILLER, JR., COMMISSIONER

ELECTION SUMMARY





GENERAL MUNICIPAL ELECTION  
CITY OF PACIFIC  
TUESDAY, APRIL 8, 2008

OFFICIAL RESULTS

PERCENT	TOTAL	PERCENT	WITH 1 OF 1 PRECINCTS REPORTING	TOTAL
01 = REGISTERED VOTERS - TOTAL ST. LOUIS CO	9			
02 = BALLOTS CAST - TOTAL ST. LOUIS COUNTY	4			
	01	02	03	
	9	4	44.44	
1516 MER16				

PERCENT	VOTES	PERCENT	WITH 1 OF 1 PRECINCTS REPORTING	VOTES
ALDERMAN PACIFIC WARD 1 (VOTE FOR ) 1				
01 = DAVE MONROE	0			0
02 = JIM HARRIS	4	100.00		0
	01	02	03	04
	0	4	0	0
1516 MER16				

WE, THE BOARD OF ELECTION COMMISSIONERS OF ST. LOUIS COUNTY, MISSOURI, ACTING AS THE VERIFICATION BOARD PURSUANT TO 115.507,R.S.Mo 1978, HEREBY CERTIFY THE FOREGOING TO BE A TRUE AND CORRECT ABSTRACT OF VOTES CAST FOR THE CANDIDATES AND ISSUES AT THE GENERAL MUNICIPAL ELECTION HELD IN ST. LOUIS COUNTY, MISSOURI, ON APRIL 8, 2008. IN TESTIMONY WHEREOF, WE HAVE HEREUNTO SET OUR HAND AT OUR OFFICE IN MAPLEWOOD, ST. LOUIS COUNTY, MISSOURI, ON APRIL 21, 2008.

			
JOHN J. DEHL, JR., CHAIRMAN	CHAIM H. ZIMBALIST, SECRETARY	ANITA T. YECKEL, COMMISSIONER	WILLIAM MILLER, JR., COMMISSIONER



ELECTION SUMMARY

GENERAL MUNICIPAL ELECTION  
CITY OF PAGEDALE  
TUESDAY, APRIL 8, 2008

OFFICIAL RESULTS

PERCENT	TOTAL	PERCENT	WITH 4 OF 4 PRECINCTS REPORTING	TOTAL
01 = REGISTERED VOTERS - TOTAL ST. LOUIS CO	2,561			
02 = BALLOTS CAST - TOTAL ST. LOUIS COUNTY	619			
	01	02	03	
2701 UNV1	767	203	26.47	
2710 UNV10	899	219	24.36	
2717 UNV17,18 *	895	191	22.01	

PERCENT	VOTES	PERCENT	WITH 4 OF 4 PRECINCTS REPORTING	VOTES
MAYOR PAGEDALE				
(VOTE FOR ) 1				
01 = MARY LOUISE CARTER	417	68.47		
02 = DARLINE CRAWLEY	192	31.53	03 = INVALID WRITE-IN VOTES	0
	01	02	03	
2701 UNV1	127	74	0	
2710 UNV10	166	51	0	
2717 UNV17,18 *	124	67	0	


PERCENT	VOTES	PERCENT	WITH 1 OF 1 PRECINCTS REPORTING	VOTES
ALDERPERSON PAGEDALE WARD 1				
(VOTE FOR ) 1				
01 = FAYE MILLETT	154	74.76		
02 = ROSE HICKS	50	24.27	03 = INVALID WRITE-IN VOTES	2 .97
	01	02	03	
2710 UNV10	154	50	2	

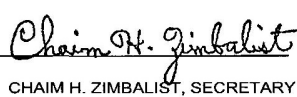
PERCENT	VOTES	PERCENT	WITH 2 OF 2 PRECINCTS REPORTING	VOTES
ALDERPERSON PAGEDALE WARD 2				
(VOTE FOR ) 1				
01 = KENNETH COLLINS	73	38.62		
02 = EMMA SIMS	116	61.38	03 = INVALID WRITE-IN VOTES	0
	01	02	03	
2717 UNV17,18 *	73	116	0	

PERCENT	VOTES	PERCENT	WITH 1 OF 1 PRECINCTS REPORTING	VOTES
ALDERPERSON PAGEDALE WARD 3				
(VOTE FOR ) 1				
01 = PAULINE CATMET	118	60.51		
02 = GLORIA WILLIAMS	75	38.46	03 = INVALID WRITE-IN VOTES	2 1.03
	01	02	03	
2701 UNV1	118	75	2	


\* Precincts 2717 (UNV17) and 2718 (UNV18) location 411 were combined in report.

WE, THE BOARD OF ELECTION COMMISSIONERS OF ST. LOUIS COUNTY, MISSOURI, ACTING AS THE VERIFICATION BOARD PURSUANT TO 115.507,R.S.Mo 1978, HEREBY CERTIFY THE FOREGOING TO BE A TRUE AND CORRECT ABSTRACT OF VOTES CAST FOR THE CANDIDATES AND ISSUES AT THE GENERAL MUNICIPAL ELECTION HELD IN ST. LOUIS COUNTY, MISSOURI, ON APRIL 8, 2008. IN TESTIMONY WHEREOF, WE HAVE HEREUNTO SET OUR HAND AT OUR OFFICE IN MAPLEWOOD, ST. LOUIS COUNTY, MISSOURI, ON APRIL 21, 2008.

  
JOHN J. DEHL, JR., CHAIRMAN

  
CHAIM H. ZIMBALIST, SECRETARY

  
ANITA T. YECKEL, COMMISSIONER

  
WILLIAM MILLER, JR., COMMISSIONER

ELECTION SUMMARY

GENERAL MUNICIPAL ELECTION  
 PARKWAY SCHOOL DISTRICT  
 TUESDAY, APRIL 8, 2008

OFFICIAL RESULTS

WITH 111 OF 111 PRECINCTS REPORTING


PERCENT	TOTAL	PERCENT	TOTAL
01 = REGISTERED VOTERS - TOTAL ST. LOUIS COUNTY	99,556	03 = VOTER TURNOUT - TOTAL ST. LOUIS COUNTY	9.03
02 = BALLOTS CAST - TOTAL ST. LOUIS COUNTY	8,990		
	01	02	03
0301 CC1	1169	102	8.73
0302 CC2,7,MHT13,43	1564	77	4.92
0303 CC3,5	1000	57	5.70
0304 CC4,59	420	20	4.76
0306 CC6,52	1195	76	6.36
0309 CC9,10,MHT28	244	13	5.33
0311 CC11,16,MR65	1731	97	5.60
0314 CC14,24,51,MR10	1730	107	6.18
0332 CC32,56	50	1	2.00
0335 CC35,50	1557	95	6.10
0345 CC45	53	2	3.77
0349 CC49	585	46	7.86
0412 CHE12	418	47	11.24
0419 CHE19	770	46	5.97
0422 CHE22,45,LAF12	1750	129	7.37
0442 CHE42,44,LAF30	1703	138	8.10
0446 CHE46	1895	155	8.18
0448 CHE48	971	62	6.39
0452 CHE52	16	1	6.25
1201 LAF1,3	484	82	16.94
1202 LAF2	1379	292	21.17
1204 LAF4,15	1285	363	28.25
1205 LAF5	1345	375	27.88
1206 LAF6	1163	72	6.19
1208 LAF8,11	1432	76	5.31
1209 LAF9,10	984	92	9.35
1214 LAF14,33	1771	149	8.41
1216 LAF16	544	127	23.35
1217 LAF17	379	97	25.59
1218 LAF18,20	1089	330	30.30
1225 LAF25,34,35,36	678	233	34.37
1226 LAF26,32,CHE31,32	1208	89	7.37
1227 LAF27	1280	365	28.52
1228 LAF28	905	100	11.05
1229 LAF29	1061	130	12.25
1231 LAF31	891	78	8.75
1529 MER29,QUE19	1223	77	6.30
1547 MER47	445	16	3.60
1601 MHT1,4,5	1350	61	4.52
1602 MHT2,26	1342	92	6.86
1603 MHT3,24,MR27,79	1527	88	5.76
1606 MHT6,14,49	1652	86	5.21
1607 MHT7,39,MR52	1057	43	4.07
1608 MHT8,50	542	34	6.27
1609 MHT9	1269	157	12.37
1610 MHT10,21,25,31,33,40,47	2055	85	4.14
1611 MHT11,23	1713	75	4.38
1617 MHT17,46,48	453	14	3.09
1619 MHT19,27	1484	118	7.95
1620 MHT20,36	1635	81	4.95
1629 MHT29,32,41,44,CC8	1274	18	1.41
1630 MHT30,CHE47,MHT45	159	11	6.92
1634 MHT34	1627	96	5.90
1635 MHT35	740	30	4.05
1637 MHT37	5	0	.00
1638 MHT38,42	972	74	7.61
1801 MR1	637	30	4.71
1802 MR2,61	493	66	13.39
1803 MR3,67	875	13	1.49
1804 MR4,26,36	1152	69	5.99
1805 MR5,39,59	1073	37	3.45
1807 MR7,45	648	17	2.62
1808 MR8,12,15,41,62	1368	59	4.31
1816 MR16,47	935	57	6.10
1817 MR17	143	2	1.40
1818 MR18,64	698	37	5.30
1823 MR23,53,CHE23	899	32	3.56
1824 MR24	90	4	4.44
1825 MR25,31	868	167	19.24
1828 MR28,32,BON30,QUE6,15	969	52	5.37
1829 MR29	777	142	18.28
1830 MR30	549	73	13.30
1833 MR33,54	517	25	4.84
1835 MR35,50	1105	49	4.43
1843 MR43	400	12	3.00
1844 MR44,48	1122	58	5.17
1855 MR55	244	16	6.56
1858 MR58,77	468	28	5.98
1860 MR60,80	948	31	3.27
1863 MR63,66	715	20	2.80
1871 MR71,74	134	4	2.99
1875 MR75	189	11	5.82
1878 MR78	378	6	1.59
2301 QUE1,5	1323	44	3.33
2302 QUE2,14,22,30	1523	228	14.97
2303 QUE3,20	509	60	11.79
2304 QUE4	459	108	23.53
2307 QUE7	783	72	9.20
2308 QUE8	297	13	4.38
2309 QUE9	2016	80	3.97
2310 QUE10	405	64	15.80
2313 QUE13,24,41,47	1326	70	5.28
2316 QUE16	448	71	15.85
2318 QUE18	931	170	18.26
2321 QUE21	69	3	4.35
2323 QUE23	877	116	13.23
2326 QUE26,WH49	428	31	7.24
2327 QUE27,WH50	286	33	11.54
2329 QUE29	1410	227	16.10
2331 QUE31	590	30	5.08
2333 QUE33	401	142	35.41
2337 QUE37	1175	34	2.89
2343 QUE43	897	32	3.57
2344 QUE44	1012	128	12.65
2345 QUE45	1189	126	10.60




2327	QUE27, WH50	13	7	1	5	9	4	7	3	10	8	0
2329	QUE29	118	26	29	17	80	53	23	27	84	56	0
2331	QUE31	14	4	3	2	10	7	7	2	9	5	2
2333	QUE33	64	26	15	6	39	15	16	18	26	27	4
2337	QUE37	15	6	5	1	8	14	5	9	17	10	0
2343	QUE43	17	5	6	1	10	17	6	6	11	9	0
2344	QUE44	68	28	18	11	33	25	15	20	37	34	4
2345	QUE45	63	24	13	12	22	43	12	28	38	38	0
2349	QUE49	11	5	1	2	3	4	3	3	6	5	0
2801	WH1, QUE12	6	5	4	1	6	4	1	5	6	8	0
2806	WH6, 11	27	21	10	9	36	21	8	19	35	32	3
2815	WH15	34	13	9	7	23	16	5	23	21	27	1
2824	WH24	48	14	13	9	29	20	14	15	29	35	0
2833	WH33	23	9	3	6	14	13	3	11	16	17	1


=====

WE, THE BOARD OF ELECTION COMMISSIONERS OF ST. LOUIS COUNTY, MISSOURI, ACTING AS THE VERIFICATION BOARD PURSUANT TO 115.507,R.S.Mo 1978, HEREBY CERTIFY THE FOREGOING TO BE A TRUE AND CORRECT ABSTRACT OF VOTES CAST FOR THE CANDIDATES AND ISSUES AT THE GENERAL MUNICIPAL ELECTION HELD IN ST. LOUIS COUNTY, MISSOURI, ON APRIL 8, 2008. IN TESTIMONY WHEREOF, WE HAVE HEREUNTO SET OUR HAND AT OUR OFFICE IN MAPLEWOOD, ST. LOUIS COUNTY, MISSOURI, ON APRIL 21, 2008.

  
 JOHN J. DIEHL, JR., CHAIRMAN

  
 CHAIM H. ZIMBALIST, SECRETARY

  
 ANITA T. YECKEL, COMMISSIONER

  
 WILLIAM MILLER, JR., COMMISSIONER

ELECTION SUMMARY

GENERAL MUNICIPAL ELECTION  
CITY OF PASADENA HILLS  
TUESDAY, APRIL 8, 2008

OFFICIAL RESULTS


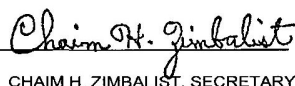


PERCENT	TOTAL	PERCENT	WITH 2 OF 2 PRECINCTS REPORTING	TOTAL
01 = REGISTERED VOTERS - TOTAL ST. LOUIS CO	793			
02 = BALLOTS CAST - TOTAL ST. LOUIS COUNTY	270			
	01	02	03	
1911 NOR11	398	143	35.93	
1942 NOR42	395	127	32.15	

03 = VOTER TURNOUT - TOTAL ST. LOUIS COUNTY 34.05

	VOTES	PERCENT	WITH 1 OF 1 PRECINCTS REPORTING
ALDERPERSON PASADENA HILLS WARD 1 (VOTE FOR ) 1			
01 = JEFFREY W. LINDHORST	103	98.10	
02 = INVALID WRITE-IN VOTES	2	1.90	
	01	02	
1942 NOR42	103	2	

	VOTES	PERCENT	WITH 1 OF 1 PRECINCTS REPORTING
ALDERPERSON PASADENA HILLS WARD 2 (VOTE FOR ) 1			
01 = DEREK C. MAYS	117	98.32	
02 = INVALID WRITE-IN VOTES	2	1.68	
	01	02	
1911 NOR11	117	2	

WE, THE BOARD OF ELECTION COMMISSIONERS OF ST. LOUIS COUNTY, MISSOURI, ACTING AS THE VERIFICATION BOARD PURSUANT TO 115.507,R.S.Mo 1978, HEREBY CERTIFY THE FOREGOING TO BE A TRUE AND CORRECT ABSTRACT OF VOTES CAST FOR THE CANDIDATES AND ISSUES AT THE GENERAL MUNICIPAL ELECTION HELD IN ST. LOUIS COUNTY, MISSOURI, ON APRIL 8, 2008. IN TESTIMONY WHEREOF, WE HAVE HEREUNTO SET OUR HAND AT OUR OFFICE IN MAPLEWOOD, ST. LOUIS COUNTY, MISSOURI, ON APRIL 21, 2008.

JOHN J. DEHL, JR., CHAIRMAN      CHAIM H. ZIMBALIST, SECRETARY      ANITA T. YECKEL, COMMISSIONER      WILLIAM MILLER, JR., COMMISSIONER

ELECTION SUMMARY





GENERAL MUNICIPAL ELECTION  
VILLAGE OF PASADENA PARK  
TUESDAY, APRIL 8, 2008

OFFICIAL RESULTS

		TOTAL	PERCENT	WITH 1 OF 1 PRECINCTS REPORTING	TOTAL
PERCENT					
01 = REGISTERED VOTERS - TOTAL ST. LOUIS CO		371		03 = VOTER TURNOUT - TOTAL ST. LOUIS COUNTY	33.15
02 = BALLOTS CAST - TOTAL ST. LOUIS COUNTY		123			
	01	02	03		
1939 NOR39	371	123	33.15		

		VOTES	PERCENT	WITH 1 OF 1 PRECINCTS REPORTING	VOTES
PERCENT					
TRUSTEE PASADENA PARK					
(VOTE FOR ) 2					
01 = MARY KIELY		72	35.47	03 = MICHAEL HUBBARD	75
02 = STEVEN HUNDELT		56	27.59	04 = INVALID WRITE-IN VOTES	0
	01	02	03	04	
1939 NOR39	72	56	75	0	

WE, THE BOARD OF ELECTION COMMISSIONERS OF ST. LOUIS COUNTY, MISSOURI, ACTING AS THE VERIFICATION BOARD PURSUANT TO 115.507,R.S.Mo 1978, HEREBY CERTIFY THE FOREGOING TO BE A TRUE AND CORRECT ABSTRACT OF VOTES CAST FOR THE CANDIDATES AND ISSUES AT THE GENERAL MUNICIPAL ELECTION HELD IN ST. LOUIS COUNTY, MISSOURI, ON APRIL 8, 2008. IN TESTIMONY WHEREOF, WE HAVE HEREUNTO SET OUR HAND AT OUR OFFICE IN MAPLEWOOD, ST. LOUIS COUNTY, MISSOURI, ON APRIL 21, 2008.

			
JOHN J. DEHL, JR., CHAIRMAN	CHAIM H. ZIMBALIST, SECRETARY	ANITA T. YECKEL, COMMISSIONER	WILLIAM MILLER, JR., COMMISSIONER

ELECTION SUMMARY

GENERAL MUNICIPAL ELECTION  
CITY OF PINE LAWN  
TUESDAY, APRIL 8, 2008

OFFICIAL RESULTS

PERCENT	TOTAL	PERCENT	WITH 4 OF 4 PRECINCTS REPORTING	TOTAL
01 = REGISTERED VOTERS - TOTAL ST. LOUIS CO	2,696			
02 = BALLOTS CAST - TOTAL ST. LOUIS COUNTY	333			
	01	02	03	
1901 NOR1	748	113	15.11	
1902 NOR2	658	89	13.53	
1903 NOR3	617	86	13.94	
2721 UNV21	673	45	6.69	





	VOTES	PERCENT	WITH 1 OF 1 PRECINCTS REPORTING	
ALDERPERSON PINE LAWN WARD 1 (VOTE FOR ) 1				
01 = PELTON JACKSON	37	97.37		
02 = INVALID WRITE-IN VOTES	1	2.63		
	01	02		
2721 UNV21	37	1		

PERCENT	VOTES	PERCENT	WITH 1 OF 1 PRECINCTS REPORTING	VOTES
ALDERPERSON PINE LAWN WARD 2 (VOTE FOR ) 1				
01 = LAVERA J. FOWLER	75	68.81		
02 = ROSALYN HALK	32	29.36	03 = INVALID WRITE-IN VOTES	2 1.83
	01	02	03	
1901 NOR1	75	32	2	

PERCENT	VOTES	PERCENT	WITH 1 OF 1 PRECINCTS REPORTING	VOTES
ALDERPERSON PINE LAWN WARD 3 (VOTE FOR ) 1				
01 = JOHNSON WHITE, SR.	31	37.35		
02 = MYRA PERKINS	51	61.45	03 = INVALID WRITE-IN VOTES	1 1.20
	01	02	03	
1903 NOR3	31	51	1	

PERCENT	VOTES	PERCENT	WITH 1 OF 1 PRECINCTS REPORTING	VOTES
ALDERPERSON PINE LAWN WARD 4 (VOTE FOR ) 1				
01 = CHESTER BROWN	49	55.68		
02 = WILLIE BAKER, JR.	39	44.32	03 = INVALID WRITE-IN VOTES	0
	01	02	03	
1902 NOR2	49	39	0	

WE, THE BOARD OF ELECTION COMMISSIONERS OF ST. LOUIS COUNTY, MISSOURI, ACTING AS THE VERIFICATION BOARD PURSUANT TO 115.507.R.S.Mo 1978, HEREBY CERTIFY THE FOREGOING TO BE A TRUE AND CORRECT ABSTRACT OF VOTES CAST FOR THE CANDIDATES AND ISSUES AT THE GENERAL MUNICIPAL ELECTION HELD IN ST. LOUIS COUNTY, MISSOURI, ON APRIL 8, 2008. IN TESTIMONY WHEREOF, WE HAVE HEREUNTO SET OUR HAND AT OUR OFFICE IN MAPLEWOOD, ST. LOUIS COUNTY, MISSOURI, ON APRIL 21, 2008.

 JOHN J. DEHL, JR., CHAIRMAN  
 CHAIM H. ZIMBALIST, SECRETARY  
 ANITA T. YECKEL, COMMISSIONER  
 WILLIAM MILLER, JR., COMMISSIONER

ELECTION SUMMARY

GENERAL MUNICIPAL ELECTION  
CITY OF RICHMOND HEIGHTS  
TUESDAY, APRIL 8, 2008

OFFICIAL RESULTS

PERCENT	TOTAL	PERCENT	WITH 11 OF 11 PRECINCTS REPORTING	TOTAL
01 = REGISTERED VOTERS - TOTAL ST. LOUIS CO	6,675		03 = VOTER TURNOUT - TOTAL ST. LOUIS COUNTY	19.76
02 = BALLOTS CAST - TOTAL ST. LOUIS COUNTY	1,319			
	01	02	03	
0509 CLA9,19	653	63	9.65	
0517 CLA17,27	138	30	21.74	
0520 CLA20	685	113	16.50	
1020 HAD20	548	68	12.41	
1021 HAD21,24,26	1409	240	17.03	
1022 HAD22	448	94	20.98	
1023 HAD23	303	64	21.12	
1025 HAD25	468	79	16.88	
1027 HAD27	826	225	27.24	
1028 HAD28	722	213	29.50	
1029 HAD29	475	130	27.37	

PERCENT	VOTES	PERCENT	WITH 11 OF 11 PRECINCTS REPORTING	VOTES
MAYOR RICHMOND HEIGHTS (VOTE FOR ) 1				
01 = BETTY J. HUMPHREY	602	46.27	03 = INVALID WRITE-IN VOTES	4 .31
02 = JAMES J. BECK	695	53.42		
	01	02	03	
0509 CLA9,19	40	22	1	
0517 CLA17,27	12	17	0	
0520 CLA20	79	33	0	
1020 HAD20	16	51	0	
1021 HAD21,24,26	84	156	0	
1022 HAD22	27	66	0	
1023 HAD23	24	39	0	
1025 HAD25	23	51	2	
1027 HAD27	145	74	0	
1028 HAD28	94	117	1	
1029 HAD29	58	69	0	

PERCENT	VOTES	PERCENT	WITH 2 OF 2 PRECINCTS REPORTING	VOTES
COUNCIL MEMBER RICHMOND HEIGHTS DISTRICT 1 (VOTE FOR ) 1				
01 = DAVID LOPEZ	43	14.93	03 = INVALID WRITE-IN VOTES	2 .69
02 = PAUL W. LORE	243	84.38		
	01	02	03	
1021 HAD21,24,26	36	189	1	
1023 HAD23	7	54	1	


PERCENT	VOTES	PERCENT	WITH 3 OF 3 PRECINCTS REPORTING	VOTES
COUNCIL MEMBER RICHMOND HEIGHTS DISTRICT 2 (VOTE FOR ) 1				
01 = JIM THOMSON	232	56.86	03 = INVALID WRITE-IN VOTES	1 .25
02 = NATHANIEL (NATE) MALONE	175	42.89		
	01	02	03	
1025 HAD25	28	45	1	
1027 HAD27	120	95	0	
1029 HAD29	84	35	0	


PERCENT	VOTES	PERCENT	WITH 3 OF 3 PRECINCTS REPORTING	VOTES
COUNCIL MEMBER RICHMOND HEIGHTS DISTRICT 3 (VOTE FOR ) 1				
01 = GINA MITTEN	204	57.46	03 = INVALID WRITE-IN VOTES	2 .56
02 = THOMAS G. GRAFF	149	41.97		
	01	02	03	
1020 HAD20	41	24	0	
1022 HAD22	43	47	0	
1028 HAD28	120	78	2	

PERCENT	VOTES	PERCENT	WITH 3 OF 3 PRECINCTS REPORTING	VOTES
COUNCIL MEMBER RICHMOND HEIGHTS DISTRICT 4 (VOTE FOR ) 1				
01 = CAMILLE DUER GREENWALD	167	98.24	03 = INVALID WRITE-IN VOTES	3 1.76
02 = INVALID WRITE-IN VOTES	3	1.76		
	01	02		
0509 CLA9,19	48	3		
0517 CLA17,27	27	0		
0520 CLA20	92	0		




WE, THE BOARD OF ELECTION COMMISSIONERS OF ST. LOUIS COUNTY, MISSOURI, ACTING AS THE VERIFICATION BOARD PURSUANT TO 115.507,R.S.Mo 1978, HEREBY CERTIFY THE FOREGOING TO BE A TRUE AND CORRECT ABSTRACT OF VOTES CAST FOR THE CANDIDATES AND ISSUES AT THE GENERAL MUNICIPAL ELECTION HELD IN ST. LOUIS COUNTY, MISSOURI, ON APRIL 8, 2008. IN TESTIMONY WHEREOF, WE HAVE HEREUNTO SET OUR HAND AT OUR OFFICE IN MAPLEWOOD, ST. LOUIS COUNTY, MISSOURI, ON APRIL 21, 2008.

  
JOHN J. DEHL, JR., CHAIRMAN

  
CHAIM H. ZIMBALIST, SECRETARY

  
ANITA T. YECKEL, COMMISSIONER

  
WILLIAM MILLER, JR., COMMISSIONER

ELECTION SUMMARY

GENERAL MUNICIPAL ELECTION  
RITENOUR SCHOOL DISTRICT  
TUESDAY, APRIL 8, 2008

OFFICIAL RESULTS


WITH 39 OF 39 PRECINCTS REPORTING


PERCENT	TOTAL	PERCENT	TOTAL
01 = REGISTERED VOTERS - TOTAL ST. LOUIS CO	25,624	03 = VOTER TURNOUT - TOTAL ST. LOUIS COUNTY	10.78
02 = BALLOTS CAST - TOTAL ST. LOUIS COUNTY	2,761		
	01	02	03
0101 AP1, 2, 3	987	51	5.17
0105 AP5, 18, 21, 39, 48, 53	1476	64	4.34
0106 AP6, 9, 13, 52	1541	69	4.48
0107 AP7	199	23	11.56
0108 AP8, 24	951	44	4.63
0111 AP11, 20	322	23	7.14
0114 AP14, MID19	467	18	3.85
0115 AP15	312	10	3.21
0125 AP25, 30	442	22	4.98
0140 AP40, MID56	923	62	6.72
0149 AP49	698	49	7.02
0151 AP51	213	27	12.68
0325 CC25	365	6	1.64
1702 MID2, 3, 45	1450	320	22.07
1704 MID4, 48	952	134	14.08
1705 MID5, 54, 59, CC26	1358	224	16.49
1706 MID6, 11	592	92	15.54
1707 MID7, AP22	516	80	15.50
1708 MID8	425	20	4.71
1709 MID9	842	90	10.69
1712 MID12	1381	197	14.27
1713 MID13, 14	1283	185	14.42
1715 MID15	460	38	8.26
1716 MID16, 36	414	53	12.80
1717 MID17, 34	1378	75	5.44
1720 MID20	19	10	52.63
1721 MID21, 41	565	110	19.47
1722 MID22	666	132	19.82
1723 MID23	534	28	5.24
1725 MID25	50	9	18.00
1727 MID27	336	23	6.85
1729 MID29, 40	220	51	23.18
1733 MID33, 44, 61	594	40	6.73
1737 MID37	9	0	.00
1743 MID43	762	111	14.57
1746 MID46	291	23	7.90
1747 MID47	608	139	22.86
1752 MID52	542	39	7.20
1753 MID53, 58	481	70	14.55

WITH 39 OF 39 PRECINCTS REPORTING  
VOTES PERCENT


PERCENT	VOTES	PERCENT	VOTES		
DIRECTOR RITENOUR SCHOOL DISTRICT (VOTE FOR ) 3					
01 = RUTH BELL GRECO	1,641	29.04			
02 = KATHY KUO	1,533	27.13			
03 = TOM DRENNAN	1,513	26.77			
	01	02	03	04	05
0101 AP1, 2, 3	31	35	26	16	0
0105 AP5, 18, 21, 39, 48, 53	36	36	29	23	0
0106 AP6, 9, 13, 52	40	36	44	27	2
0107 AP7	15	14	15	7	0
0108 AP8, 24	30	32	29	9	0
0111 AP11, 20	15	17	10	11	0
0114 AP14, MID19	11	9	12	10	0
0115 AP15	5	5	7	3	0
0125 AP25, 30	10	9	14	9	0
0140 AP40, MID56	42	46	38	24	0
0149 AP49	32	33	27	19	0
0151 AP51	19	12	12	9	0
0325 CC25	4	1	0	3	0
1702 MID2, 3, 45	201	191	195	95	1
1704 MID4, 48	74	68	74	52	0
1705 MID5, 54, 59, CC26	131	105	110	75	5
1706 MID6, 11	61	54	54	30	0
1707 MID7, AP22	45	34	31	20	0
1708 MID8	15	14	15	9	0
1709 MID9	56	64	61	40	0
1712 MID12	98	110	104	46	0
1713 MID13, 14	113	105	108	70	2
1715 MID15	30	25	27	12	0
1716 MID16, 36	28	22	36	15	0
1717 MID17, 34	54	37	43	30	2
1720 MID20	1	4	3	5	0
1721 MID21, 41	68	51	62	33	1
1722 MID22	63	70	55	44	0
1723 MID23	20	18	18	11	0
1725 MID25	6	6	0	4	0
1727 MID27	16	10	14	12	0
1729 MID29, 40	33	30	26	18	0
1733 MID33, 44, 61	21	23	22	18	0
1737 MID37	0	0	0	0	0
1743 MID43	59	74	72	38	0
1746 MID46	12	12	12	10	0
1747 MID47	70	51	39	60	0
1752 MID52	28	29	26	13	0
1753 MID53, 58	48	41	43	21	0
04 = BERNARD F. EDWARDS, JR.				951	16.83
05 = INVALID WRITE-IN VOTES				13	.23

WE, THE BOARD OF ELECTION COMMISSIONERS OF ST. LOUIS COUNTY, MISSOURI, ACTING AS THE VERIFICATION BOARD PURSUANT TO 115.507,R.S.Mo 1978, HEREBY CERTIFY THE FOREGOING TO BE A TRUE AND CORRECT ABSTRACT OF VOTES CAST FOR THE CANDIDATES AND ISSUES AT THE GENERAL MUNICIPAL ELECTION HELD IN ST. LOUIS COUNTY, MISSOURI, ON APRIL 8, 2008. IN TESTIMONY WHEREOF, WE HAVE HEREUNTO SET OUR HAND AT OUR OFFICE IN MAPLEWOOD, ST. LOUIS COUNTY, MISSOURI, ON APRIL 21, 2008.

  
JOHN J. DEHL, JR., CHAIRMAN

  
CHAIM H. ZIMBALIST, SECRETARY

  
ANITA T. YECKEL, COMMISSIONER

  
WILLIAM MILLER, JR., COMMISSIONER

ELECTION SUMMARY


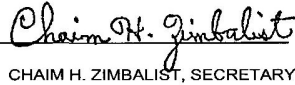


GENERAL MUNICIPAL ELECTION  
VILLAGE OF RIVERVIEW  
TUESDAY, APRIL 8, 2008

OFFICIAL RESULTS

PERCENT	TOTAL	PERCENT	WITH 1 OF 1 PRECINCTS REPORTING	TOTAL
01 = REGISTERED VOTERS - TOTAL ST. LOUIS CO	1,404			
02 = BALLOTS CAST - TOTAL ST. LOUIS COUNTY	173			
	01	02	03	
2431 SF31,32	1404	173	12.32	

PERCENT	VOTES	PERCENT	WITH 1 OF 1 PRECINCTS REPORTING	VOTES
TRUSTEE RIVERVIEW (VOTE FOR ) 2				
01 = LYNDA L. FOSTER	63	21.14		
02 = PHYLLIS PARO-119, MICHAEL ELLINGTON-113				
03 = & THEO(TED) BROWN-1 WRITE-IN VOTES OF	235	78.86		
	01	02	03	
2431 SF31,32	63	0	235	

WE, THE BOARD OF ELECTION COMMISSIONERS OF ST. LOUIS COUNTY, MISSOURI, ACTING AS THE VERIFICATION BOARD PURSUANT TO 115.507,R.S.Mo 1978, HEREBY CERTIFY THE FOREGOING TO BE A TRUE AND CORRECT ABSTRACT OF VOTES CAST FOR THE CANDIDATES AND ISSUES AT THE GENERAL MUNICIPAL ELECTION HELD IN ST. LOUIS COUNTY, MISSOURI, ON APRIL 8, 2008. IN TESTIMONY WHEREOF, WE HAVE HEREUNTO SET OUR HAND AT OUR OFFICE IN MAPLEWOOD, ST. LOUIS COUNTY, MISSOURI, ON APRIL 21, 2008.

 JOHN J. DIEHL, JR., CHAIRMAN  
 CHAIM H. ZIMBALIST, SECRETARY  
 ANITA T. YECKEL, COMMISSIONER  
 WILLIAM MILLER, JR., COMMISSIONER

ELECTION SUMMARY


GENERAL MUNICIPAL ELECTION  
RIVERVIEW GARDENS SCH DIST  
TUESDAY, APRIL 8, 2008

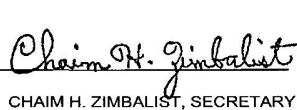
OFFICIAL RESULTS

PERCENT	TOTAL	PERCENT	TOTAL
01 = REGISTERED VOTERS - TOTAL ST. LOUIS CO	23,399	03 = VOTER TURNOUT - TOTAL ST. LOUIS COUNTY	8.87
02 = BALLOTS CAST - TOTAL ST. LOUIS COUNTY	2,076		
	01	02	03
0707 FER7	360	22	6.11
0708 FER8	739	52	7.04
0714 FER14, 43	964	54	5.60
0728 FER28, 30	823	53	6.44
2002 NRW2	174	10	5.75
2014 NRW14, 31, 34	107	10	9.35
2016 NRW16	4	0	.00
2022 NRW22, 23	700	30	4.29
2026 NRW26	302	26	8.61
2027 NRW27, 28, 32	845	15	1.78
2029 NRW29, 39, 41, FER49	1738	78	4.49
2043 NRW43	894	133	14.88
2044 NRW44	435	69	15.86
2045 NRW45	35	5	14.29
2046 NRW46	432	46	10.65
2048 NRW48	607	20	3.29
2402 SF2, 24	690	44	6.38
2403 SF3, 22, NRW42	1095	74	6.76
2404 SF4, 5	1524	48	3.15
2411 SF11, 17, 21, 27, 30, 34	1453	53	3.65
2412 SF12, 19	583	99	16.98
2413 SF13, 14, 23	1776	181	10.19
2415 SF15, 16, 35	1920	311	16.20
2418 SF18, 20	1119	161	14.39
2425 SF25	1121	200	17.84
2428 SF28	353	43	12.18
2429 SF29, 33	1202	66	5.49
2431 SF31, 32	1404	173	12.32


PERCENT	WITH 28 OF 28 PRECINCTS REPORTING								VOTES	
DIRECTOR RIVERVIEW GARDENS SCHOOL DISTRICT	VOTES	PERCENT						VOTES	PERCENT	
(VOTE FOR ) 3										
01 = THEO (TED) BROWN, SR.	405	8.66	05 = JENNIFER ERBY	835	17.86					
02 = JONATHAN ASKINS	1,171	25.05	06 = GILDA M. HESTER	779	16.67					
03 = ARNIE C. DIENOFF	497	10.63	07 = ANNETTE PENDILTON	656	14.04					
04 = TEONA MCGHAW-BOURE	320	6.85	08 = INVALID WRITE-IN VOTES	11	.24					
	01	02	03	04	05	06	07	08		
0707 FER7	8	13	4	8	8	6	3	0		
0708 FER8	9	42	9	22	19	15	7	0		
0714 FER14, 43	14	22	6	19	27	23	15	0		
0728 FER28, 30	15	33	11	11	16	17	17	0		
2002 NRW2	3	3	2	4	4	5	4	0		
2014 NRW14, 31, 34	5	1	1	1	5	5	2	0		
2016 NRW16	0	0	0	0	0	0	0	0		
2022 NRW22, 23	12	5	4	3	15	16	13	0		
2026 NRW26	11	11	6	2	10	9	9	0		
2027 NRW27, 28, 32	4	6	3	3	4	4	7	0		
2029 NRW29, 39, 41, FER49	17	28	10	18	33	32	30	0		
2043 NRW43	25	49	17	20	78	54	46	0		
2044 NRW44	7	20	5	8	36	16	34	3		
2045 NRW45	0	1	0	0	3	1	1	0		
2046 NRW46	7	21	7	2	22	20	24	0		
2048 NRW48	12	8	6	3	9	3	6	0		
2402 SF2, 24	19	14	3	8	23	24	17	0		
2403 SF3, 22, NRW42	19	27	7	12	38	28	29	0		
2404 SF4, 5	17	12	9	8	19	14	15	0		
2411 SF11, 17, 21, 27, 30, 34	9	37	16	13	17	20	21	1		
2412 SF12, 19	17	62	37	6	26	32	25	3		
2413 SF13, 14, 23	27	79	33	52	75	97	49	0		
2415 SF15, 16, 35	50	229	84	56	114	120	68	1		
2418 SF18, 20	30	116	45	15	55	56	63	0		
2425 SF25	25	123	73	7	76	67	64	0		
2428 SF28	11	37	23	5	9	10	9	0		
2429 SF29, 33	13	43	24	3	33	33	26	0		
2431 SF31, 32	19	129	52	11	61	52	52	3		

WE, THE BOARD OF ELECTION COMMISSIONERS OF ST. LOUIS COUNTY, MISSOURI, ACTING AS THE VERIFICATION BOARD PURSUANT TO 115.507.R.S.Mo 1978, HEREBY CERTIFY THE FOREGOING TO BE A TRUE AND CORRECT ABSTRACT OF VOTES CAST FOR THE CANDIDATES AND ISSUES AT THE GENERAL MUNICIPAL ELECTION HELD IN ST. LOUIS COUNTY, MISSOURI, ON APRIL 8, 2008. IN TESTIMONY WHEREOF, WE HAVE HEREUNTO SET OUR HAND AT OUR OFFICE IN MAPLEWOOD, ST. LOUIS COUNTY, MISSOURI, ON APRIL 21, 2008.

  
JOHN J. DEHL, JR., CHAIRMAN

  
CHAIM H. ZIMBALIST, SECRETARY

  
ANITA T. YECKEL, COMMISSIONER

  
WILLIAM MILLER, JR., COMMISSIONER

ELECTION SUMMARY

GENERAL MUNICIPAL ELECTION  
ROBERTSON FIRE DISTRICT  
TUESDAY, APRIL 8, 2008


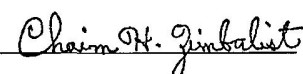
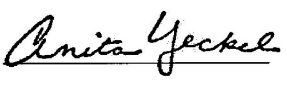

OFFICIAL RESULTS

PERCENT	TOTAL	PERCENT	WITH 8 OF 8 PRECINCTS REPORTING	TOTAL
01 = REGISTERED VOTERS - TOTAL ST. LOUIS CO	3,908			
02 = BALLOTS CAST - TOTAL ST. LOUIS COUNTY	361			
				03 = VOTER TURNOUT - TOTAL ST. LOUIS COUNTY
				9.24

	VOTES	PERCENT	WITH 8 OF 8 PRECINCTS REPORTING
PROPOSITION A ROBERTSON FIRE DISTRICT			
**TAX LEVY-AMBULANCE SERVICE**			
(VOTE FOR ) 1			
01 = YES	227	63.41	
02 = NO	131	36.59	

	VOTES	PERCENT	WITH 8 OF 8 PRECINCTS REPORTING
PROPOSITION F ROBERTSON FIRE DISTRICT			
**BONDS-CAPITAL IMPROV (57.15% NEEDED)**			
(VOTE FOR ) 1			
01 = YES	238	66.48	
02 = NO	120	33.52	

WE, THE BOARD OF ELECTION COMMISSIONERS OF ST. LOUIS COUNTY, MISSOURI, ACTING AS THE VERIFICATION BOARD PURSUANT TO 115.507,R.S.Mo 1978, HEREBY CERTIFY THE FOREGOING TO BE A TRUE AND CORRECT ABSTRACT OF VOTES CAST FOR THE CANDIDATES AND ISSUES AT THE GENERAL MUNICIPAL ELECTION HELD IN ST. LOUIS COUNTY, MISSOURI, ON APRIL 8, 2008. IN TESTIMONY WHEREOF, WE HAVE HEREUNTO SET OUR HAND AT OUR OFFICE IN MAPLEWOOD, ST. LOUIS COUNTY, MISSOURI, ON APRIL 21, 2008.

JOHN J. DEHL, JR., CHAIRMAN      CHAIM H. ZIMBALIST, SECRETARY      ANITA T. YECKEL, COMMISSIONER      WILLIAM MILLER, JR., COMMISSIONER

ELECTION SUMMARY

GENERAL MUNICIPAL ELECTION  
CITY OF ROCK HILL  
TUESDAY, APRIL 8, 2008

OFFICIAL RESULTS





		TOTAL	PERCENT	WITH 4 OF 4 PRECINCTS REPORTING		TOTAL
PERCENT						
01 = REGISTERED VOTERS - TOTAL ST. LOUIS CO		3,466			03 = VOTER TURNOUT - TOTAL ST. LOUIS COUNTY	12.75
02 = BALLOTS CAST - TOTAL ST. LOUIS COUNTY		442				
	01	02	03			
0522 CLA22	947	297	31.36			
0523 CLA23,33	1317	70	5.32			
0550 CLA50	625	29	4.64			
0554 CLA54	577	46	7.97			

		VOTES	PERCENT	WITH 2 OF 2 PRECINCTS REPORTING	
ALDERPERSON ROCK HILL WARD 1					
(VOTE FOR ) 1					
01 = PHILIP E. SCHERRY		63	96.92		
02 = INVALID WRITE-IN VOTES		2	3.08		
	01	02			
0550 CLA50	28	0			
0554 CLA54	35	2			

		VOTES	PERCENT	WITH 1 OF 1 PRECINCTS REPORTING		VOTES
ALDERPERSON ROCK HILL WARD 2						
(VOTE FOR ) 1						
01 = DANIEL DI PLACIDO		123	41.69			
02 = EDWARD D. MAHAN		172	58.31	03 = INVALID WRITE-IN VOTES		0
	01	02	03			
0522 CLA22	123	172	0			

		VOTES	PERCENT	WITH 1 OF 1 PRECINCTS REPORTING	
ALDERPERSON ROCK HILL WARD 3					
(VOTE FOR ) 1					
01 = TIMOTHY J. REDMOND, JR.		60	90.91		
02 = INVALID WRITE-IN VOTES		6	9.09		
	01	02			
0523 CLA23,33	60	6			

WE, THE BOARD OF ELECTION COMMISSIONERS OF ST. LOUIS COUNTY, MISSOURI, ACTING AS THE VERIFICATION BOARD PURSUANT TO 115.507 R.S.Mo 1978, HEREBY CERTIFY THE FOREGOING TO BE A TRUE AND CORRECT ABSTRACT OF VOTES CAST FOR THE CANDIDATES AND ISSUES AT THE GENERAL MUNICIPAL ELECTION HELD IN ST. LOUIS COUNTY, MISSOURI, ON APRIL 8, 2008. IN TESTIMONY WHEREOF, WE HAVE HEREUNTO SET OUR HAND AT OUR OFFICE IN MAPLEWOOD, ST. LOUIS COUNTY, MISSOURI, ON APRIL 21, 2008.

JOHN J. DEHL, JR., CHAIRMAN      CHAIM H. ZIMBALIST, SECRETARY      ANITA T. YECKEL, COMMISSIONER      WILLIAM MILLER, JR., COMMISSIONER

ELECTION SUMMARY

GENERAL MUNICIPAL ELECTION  
 ROCKWOOD R-VI SCHOOL DISTRICT  
 TUESDAY, APRIL 8, 2008

OFFICIAL RESULTS

WITH 87 OF 87 PRECINCTS REPORTING

PERCENT	TOTAL	PERCENT	TOTAL
01 = REGISTERED VOTERS - TOTAL ST. LOUIS CO	77,080	03 = VOTER TURNOUT - TOTAL ST. LOUIS COUNTY	19.70
02 = BALLOTS CAST - TOTAL ST. LOUIS COUNTY	15,188		
	01	02	03
0203 BON3	489	127	25.97
0210 BON10,25,46	1887	273	14.47
0242 BON42	110	27	24.55
0243 BON43	964	280	29.05
0401 CHE1	616	147	23.86
0402 CHE2	312	29	9.29
0403 CHE3,11	655	85	12.98
0404 CHE4	701	61	8.70
0405 CHE5,6,17	1182	269	22.76
0407 CHE7	825	187	22.67
0408 CHE8,33	1624	196	12.07
0409 CHE9	704	66	9.38
0410 CHE10	764	87	11.39
0413 CHE13,26	1977	424	21.45
0414 CHE14,LAF37	226	32	14.16
0415 CHE15,16	1676	242	14.44
0418 CHE18,41	1490	226	15.17
0420 CHE20,25,29,WH22	1742	407	23.36
0424 CHE24	332	85	25.60
0427 CHE27,35,55	538	146	27.14
0428 CHE28	1259	318	25.26
0430 CHE30	583	28	4.80
0434 CHE34,53	1194	303	25.38
0436 CHE36	160	24	15.00
0437 CHE37	841	104	12.37
0438 CHE38,39,49,WH3	539	120	22.26
0440 CHE40	383	70	18.28
0443 CHE43,50,51,54,MER2,4,5	1529	329	21.52
1207 LAF7	2	0	.00
1213 LAF13	258	25	9.69
1219 LAF19,22	539	85	15.77
1221 LAF21	295	98	33.22
1223 LAF23	420	120	28.57
1224 LAF24,40	505	199	39.41
1238 LAF38	1031	280	27.16
1239 LAF39,44	1553	426	27.43
1241 LAF41	1129	179	15.85
1242 LAF42	445	76	17.08
1243 LAF43	366	73	19.95
1501 MER1,11,25,31,43	2216	295	13.31
1503 MER3,26	792	185	23.36
1506 MER6	222	18	8.11
1508 MER8,53	807	114	14.13
1512 MER12,50,WH29	1399	370	26.45
1513 MER13,15,24,44	1900	314	16.53
1517 MER17	1456	411	28.23
1518 MER18	1067	132	12.37
1519 MER19	2316	516	22.28
1520 MER20,46	253	40	15.81
1522 MER22	879	318	36.18
1523 MER23	1785	336	18.82
1527 MER27	407	85	20.88
1530 MER30	499	89	17.84
1532 MER32,51	1356	224	16.52
1533 MER33	373	63	16.89
1534 MER34,WH43	985	259	26.29
1536 MER36,WH44	1106	281	25.41
1537 MER37,48	1543	283	18.34
1541 MER41,52	549	64	11.66
1542 MER42	1284	157	12.23
1549 MER49	698	158	22.64
2802 WH2,MER28	375	88	23.47
2804 WH4,10,12	485	126	25.98
2805 WH5,7	247	54	21.86
2808 WH8	1317	298	22.63
2809 WH9	1844	401	21.75
2813 WH13	857	158	18.44
2814 WH14	444	103	23.20
2816 WH16	626	92	14.70
2817 WH17,25	1150	168	14.61
2818 WH18	179	7	3.91
2819 WH19	584	98	16.78
2820 WH20	1010	202	20.00
2821 WH21	1306	202	15.47
2823 WH23,26,CHE21	1749	407	23.27
2827 WH27,28,30	1330	209	15.71
2831 WH31	1011	181	17.90
2832 WH32,38,39,MER10	776	80	10.31
2834 WH34	1637	491	29.99
2835 WH35	518	69	13.32
2836 WH36	70	47	67.14
2837 WH37	245	41	16.73
2840 WH40,41	851	124	14.57
2842 WH42,MER21,38,39,40,45	607	36	5.93
2845 WH45,47,48	1374	394	28.68
2846 WH46	521	90	17.27
2851 WH51	230	57	24.78

WITH 87 OF 87 PRECINCTS REPORTING

PERCENT	VOTES		PERCENT		VOTES			
DIRECTOR ROCKWOOD R-VI SCHOOL DISTRICT								
(VOTE FOR ) 3								
01 = DARLA BAKER	8,079	22.84	05 = RAO KAZA	6,514	18.42			
02 = KIM MCGUINNESS	7,604	21.50	06 = SAM MARALDO	2,352	6.65			
03 = MATTHEW FITZPATRICK	4,974	14.06	07 = CHUCK SPOHR	2,051	5.80			
04 = MARY BATTENBERG	3,731	10.55	08 = INVALID WRITE-IN VOTES	67	.19			
	01	02	03	04	05	06	07	08
0203 BON3	49	46	56	40	37	46	23	0
0210 BON10,25,46	185	150	107	41	131	50	23	1
0242 BON42	13	8	11	5	5	6	3	2



0243	BON43	138	110	94	80	104	117	35	1
0401	CHE1	81	93	35	41	64	18	16	0
0402	CHE2	13	11	7	12	9	4	7	0
0403	CHE3,11	44	48	24	22	39	16	13	0
0404	CHE4	32	35	18	16	38	6	9	0
0405	CHE5,6,17	140	152	64	59	112	32	27	1
0407	CHE7	84	93	59	50	73	30	33	0
0408	CHE8,33	102	98	46	39	104	30	25	0
0409	CHE9	45	35	12	11	36	5	8	0
0410	CHE10	35	40	35	23	33	18	24	0
0413	CHE13,26	200	194	141	130	155	59	71	0
0414	CHE14,LAF37	21	17	8	9	16	5	2	0
0415	CHE15,16	134	144	65	51	115	29	16	0
0418	CHE18,41	89	107	66	80	73	29	25	2
0420	CHE20,25,29,WH22	199	188	122	116	178	65	51	0
0424	CHE24	46	47	30	22	35	9	12	0
0427	CHE27,35,55	72	78	49	53	50	25	19	0
0428	CHE28	191	221	66	76	180	35	40	0
0430	CHE30	8	12	13	8	5	7	6	1
0434	CHE34,53	165	144	99	82	120	43	47	3
0436	CHE36	12	13	6	3	8	3	1	0
0437	CHE37	66	67	19	18	61	9	9	0
0438	CHE38,39,49,WH3	43	46	46	34	25	26	25	1
0440	CHE40	32	39	24	21	36	11	9	0
0443	CHE43,50,51,54,MER2,4,5	133	137	109	101	109	45	51	7
1207	LAF7	0	0	0	0	0	0	0	0
1213	LAF13	15	13	10	5	9	1	5	0
1219	LAF19,22	34	29	30	24	25	13	26	0
1221	LAF21	43	39	27	27	36	13	25	1
1223	LAF23	47	51	38	26	33	18	30	1
1224	LAF24,40	80	73	65	35	58	26	59	3
1238	LAF38	126	127	93	67	90	36	41	0
1239	LAF39,44	193	171	136	105	133	60	59	3
1241	LAF41	80	82	64	50	78	27	42	0
1242	LAF42	45	49	25	21	40	8	11	0
1243	LAF43	37	34	16	15	32	6	7	0
1501	MER1,11,25,31,43	182	155	114	68	142	65	36	0
1503	MER3,26	111	103	52	41	102	21	21	2
1506	MER6	8	7	11	6	5	4	2	0
1508	MER8,53	71	62	32	35	54	16	14	0
1512	MER12,50,WH29	160	161	145	115	114	43	57	0
1513	MER13,15,24,44	203	179	99	60	173	85	22	0
1517	MER17	236	199	189	85	138	43	46	1
1518	MER18	77	67	53	31	49	18	27	3
1519	MER19	367	310	141	77	300	49	52	2
1520	MER20,46	15	19	17	15	16	8	6	0
1522	MER22	185	147	159	67	147	40	33	0
1523	MER23	248	221	96	60	204	63	30	2
1527	MER27	44	38	24	19	30	14	15	0
1530	MER30	58	59	28	13	45	11	13	0
1532	MER32,51	147	123	81	52	98	67	14	3
1533	MER33	34	36	19	20	34	8	8	0
1534	MER34,WH43	117	108	86	67	92	34	39	1
1536	MER36,WH44	154	145	71	61	124	25	27	0
1537	MER37,48	211	181	62	44	195	48	18	0
1541	MER41,52	30	33	21	14	25	12	9	3
1542	MER42	104	102	37	33	87	36	10	1
1549	MER49	102	91	50	28	84	14	19	0
2802	WH2,MER28	37	35	30	18	41	9	11	0
2804	WH4,10,12	60	52	52	46	36	21	24	0
2805	WH5,7	33	35	14	15	31	9	6	0
2808	WH8	152	147	111	57	132	43	46	0
2809	WH9	237	214	127	72	205	48	54	1
2813	WH13	82	66	64	46	59	23	25	0
2814	WH14	62	53	33	15	62	18	16	0
2816	WH16	48	52	27	19	48	17	11	0
2817	WH17,25	85	79	50	51	52	25	25	1
2818	WH18	3	1	3	2	2	0	1	1
2819	WH19	51	57	28	24	45	14	18	0
2820	WH20	97	96	69	70	102	30	29	0
2821	WH21	109	100	69	52	103	23	25	0
2823	WH23,26,CHE21	190	207	128	129	178	66	57	0
2827	WH27,28,30	92	98	91	73	73	36	39	3
2831	WH31	88	79	74	49	68	38	29	0
2832	WH32,38,39,MER10	42	44	39	34	25	20	8	0
2834	WH34	246	224	171	131	176	76	66	3
2835	WH35	40	34	20	18	40	9	7	0
2836	WH36	16	16	12	16	16	13	5	0
2837	WH37	19	18	13	4	20	6	8	0
2840	WH40,41	64	53	53	31	46	27	9	4
2842	WH42,MER21,38,39,40,45	16	23	6	10	14	3	4	0
2845	WH45,47,48	198	175	123	86	147	52	53	8
2846	WH46	43	35	24	17	32	7	10	1
2851	WH51	33	24	21	17	18	9	12	0

WITH 87 OF 87 PRECINCTS REPORTING  
VOTES PERCENT

PROPOSITION 3 ROCKWOOD R-VI SCHOOL DISTRICT  
\*\*BONDS-CAPITAL IMPROV (57.15% NEEDED)\*\*

(VOTE FOR ) 1  
01 = YES  
02 = NO

9,232 61.98  
5,663 38.02


-----  
01 02  
-----


0203	BON3	66	59
0210	BON10,25,46	203	68
0242	BON42	16	11
0243	BON43	214	57
0401	CHE1	94	50
0402	CHE2	16	13
0403	CHE3,11	44	41
0404	CHE4	32	29
0405	CHE5,6,17	174	91
0407	CHE7	81	94
0408	CHE8,33	106	84
0409	CHE9	37	27
0410	CHE10	47	39
0413	CHE13,26	259	158
0414	CHE14,LAF37	24	6
0415	CHE15,16	187	55
0418	CHE18,41	163	48
0420	CHE20,25,29,WH22	261	138
0424	CHE24	50	33
0427	CHE27,35,55	90	56
0428	CHE28	211	103

0430	CHE30	13	14
0434	CHE34, 53	144	154
0436	CHE36	18	6
0437	CHE37	76	27
0438	CHE38, 39, 49, WH3	51	69
0440	CHE40	45	24
0443	CHE43, 50, 51, 54, MER2, 4, 5	147	174
1207	LAF7	0	0
1213	LAF13	15	9
1219	LAF19, 22	41	41
1221	LAF21	56	41
1223	LAF23	61	55
1224	LAF24, 40	103	91
1238	LAF38	122	150
1239	LAF39, 44	205	208
1241	LAF41	77	99
1242	LAF42	60	16
1243	LAF43	41	31
1501	MER1, 11, 25, 31, 43	210	83
1503	MER3, 26	97	85
1506	MER6	6	12
1508	MER8, 53	81	33
1512	MER12, 50, WH29	201	164
1513	MER13, 15, 24, 44	255	57
1517	MER17	258	133
1518	MER18	76	52
1519	MER19	345	160
1520	MER20, 46	20	20
1522	MER22	211	102
1523	MER23	266	70
1527	MER27	50	34
1530	MER30	60	28
1532	MER32, 51	171	52
1533	MER33	43	18
1534	MER34, WH43	118	136
1536	MER36, WH44	155	119
1537	MER37, 48	235	46
1541	MER41, 52	33	31
1542	MER42	117	40
1549	MER49	106	50
2802	WH2, MER28	42	45
2804	WH4, 10, 12	57	68
2805	WH5, 7	36	17
2808	WH8	205	90
2809	WH9	292	106
2813	WH13	104	53
2814	WH14	73	29
2816	WH16	59	29
2817	WH17, 25	90	69
2818	WH18	5	2
2819	WH19	62	36
2820	WH20	124	74
2821	WH21	141	57
2823	WH23, 26, CHE21	257	142
2827	WH27, 28, 30	97	106
2831	WH31	82	87
2832	WH32, 38, 39, MER10	45	32
2834	WH34	263	222
2835	WH35	50	19
2836	WH36	22	22
2837	WH37	28	13
2840	WH40, 41	67	57
2842	WH42, MER21, 38, 39, 40, 45	17	19
2845	WH45, 47, 48	178	208
2846	WH46	42	45
2851	WH51	30	22


=====

WE, THE BOARD OF ELECTION COMMISSIONERS OF ST. LOUIS COUNTY, MISSOURI, ACTING AS THE VERIFICATION BOARD PURSUANT TO 115.507, R.S. Mo 1978, HEREBY CERTIFY THE FOREGOING TO BE A TRUE AND CORRECT ABSTRACT OF VOTES CAST FOR THE CANDIDATES AND ISSUES AT THE GENERAL MUNICIPAL ELECTION HELD IN ST. LOUIS COUNTY, MISSOURI, ON APRIL 8, 2008. IN TESTIMONY WHEREOF, WE HAVE HEREUNTO SET OUR HAND AT OUR OFFICE IN MAPLEWOOD, ST. LOUIS COUNTY, MISSOURI, ON APRIL 21, 2008.

  
 JOHN J. DIEHL, JR., CHAIRMAN

  
 CHAIM H. ZIMBALIST, SECRETARY

  
 ANITA T. YECKEL, COMMISSIONER

  
 WILLIAM MILLER, JR., COMMISSIONER

ELECTION SUMMARY

GENERAL MUNICIPAL ELECTION  
CITY OF SHREWSBURY  
TUESDAY, APRIL 8, 2008

OFFICIAL RESULTS





PERCENT	TOTAL	PERCENT	WITH 9 OF 9 PRECINCTS REPORTING	TOTAL
01 = REGISTERED VOTERS - TOTAL ST. LOUIS CO	4,430			
02 = BALLOTS CAST - TOTAL ST. LOUIS COUNTY	286			
	01	02	03	
1106 JEF6	360	37	10.28	
1107 JEF7,17	528	35	6.63	
1108 JEF8	356	18	5.06	
1109 JEF9	238	21	8.82	
1110 JEF10	459	38	8.28	
1111 JEF11	333	28	8.41	
1112 JEF12,21,GRA40	645	39	6.05	
1115 JEF15	510	30	5.88	
1129 JEF29,38	1001	40	4.00	

		VOTES	PERCENT	WITH 3 OF 3 PRECINCTS REPORTING
ALDERPERSON SHREWSBURY WARD 1				
(VOTE FOR ) 1				
01 = SAMUEL (SAM) SCHERER		95	98.96	
02 = INVALID WRITE-IN VOTES		1	1.04	
	01	02		
1107 JEF7,17	34	1		
1110 JEF10	35	0		
1111 JEF11	26	0		

		VOTES	PERCENT	WITH 4 OF 4 PRECINCTS REPORTING
ALDERPERSON SHREWSBURY WARD 2				
(VOTE FOR ) 1				
01 = CHARLES (ED) PURVIS		104	98.11	
02 = INVALID WRITE-IN VOTES		2	1.89	
	01	02		
1106 JEF6	34	0		
1108 JEF8	18	0		
1109 JEF9	15	1		
1112 JEF12,21,GRA40	37	1		

		VOTES	PERCENT	WITH 2 OF 2 PRECINCTS REPORTING
ALDERPERSON SHREWSBURY WARD 3				
(VOTE FOR ) 1				
01 = CHRIS GORMAN		66	98.51	
02 = INVALID WRITE-IN VOTES		1	1.49	
	01	02		
1115 JEF15	28	1		
1129 JEF29,38	38	0		

WE, THE BOARD OF ELECTION COMMISSIONERS OF ST. LOUIS COUNTY, MISSOURI, ACTING AS THE VERIFICATION BOARD PURSUANT TO 115.507,R.S.Mo 1978, HEREBY CERTIFY THE FOREGOING TO BE A TRUE AND CORRECT ABSTRACT OF VOTES CAST FOR THE CANDIDATES AND ISSUES AT THE GENERAL MUNICIPAL ELECTION HELD IN ST. LOUIS COUNTY, MISSOURI, ON APRIL 8, 2008. IN TESTIMONY WHEREOF, WE HAVE HEREUNTO SET OUR HAND AT OUR OFFICE IN MAPLEWOOD, ST. LOUIS COUNTY, MISSOURI, ON APRIL 21, 2008.

 JOHN J. DIEHL, JR., CHAIRMAN
  CHAIM H. ZIMBALIST, SECRETARY
  ANITA T. YECKEL, COMMISSIONER
  WILLIAM MILLER, JR., COMMISSIONER

ELECTION SUMMARY

GENERAL MUNICIPAL ELECTION  
CITY OF ST. ANN  
TUESDAY, APRIL 8, 2008

OFFICIAL RESULTS

PERCENT	TOTAL	PERCENT	TOTAL
01 = REGISTERED VOTERS - TOTAL ST. LOUIS CO	7,795	03 = VOTER TURNOUT - TOTAL ST. LOUIS COUNTY	6.12
02 = BALLOTS CAST - TOTAL ST. LOUIS COUNTY	477		
	01	02	03
0104 AP4,28,MID50	1304	50	3.83
0108 AP8,24	951	44	4.63
0111 AP11,20	322	23	7.14
0125 AP25,30	442	22	4.98
0131 AP31	803	60	7.47
0133 AP33	250	19	7.60
0140 AP40,MID56	923	62	6.72
0144 AP44	361	34	9.42
0146 AP46	63	5	7.94
0149 AP49	698	49	7.02
1723 MID23	534	28	5.24
1727 MID27	336	23	6.85
1742 MID42	517	35	6.77
1746 MID46	291	23	7.90

=====

WITH 3 OF 3 PRECINCTS REPORTING

	VOTES	PERCENT
ALDERPERSON ST. ANN WARD 1 (VOTE FOR ) 1		
01 = RAE LYNN PETERSON	85	97.70
02 = INVALID WRITE-IN VOTES	2	2.30
	01	02
0108 AP8,24	39	1
1723 MID23	24	1
1746 MID46	22	0

=====

WITH 3 OF 3 PRECINCTS REPORTING

	VOTES	PERCENT
ALDERPERSON ST. ANN WARD 2 (VOTE FOR ) 1		
01 = GARY A. GUITTAR	91	95.79
02 = INVALID WRITE-IN VOTES	4	4.21
	01	02
0111 AP11,20	20	1
0144 AP44	28	0
0149 AP49	43	3

=====

WITH 4 OF 4 PRECINCTS REPORTING

	VOTES	PERCENT
ALDERPERSON ST. ANN WARD 3 (VOTE FOR ) 1		
01 = JAMES (JOE) SIMPSON	114	99.13
02 = INVALID WRITE-IN VOTES	1	.87
	01	02
0140 AP40,MID56	57	1
0146 AP46	5	0
1727 MID27	22	0
1742 MID42	30	0

=====

WITH 2 OF 2 PRECINCTS REPORTING


	VOTES	PERCENT
ALDERPERSON ST. ANN WARD 4 (VOTE FOR ) 1		
01 = EILEEN GRANT MCGEOGHEGAN	81	100.00
02 = INVALID WRITE-IN VOTES	0	
	01	02
0125 AP25,30	22	0
0131 AP31	59	0

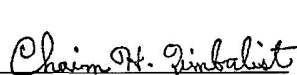
=====

WITH 2 OF 2 PRECINCTS REPORTING

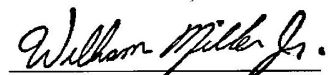
	VOTES	PERCENT
ALDERPERSON ST. ANN WARD 5 (VOTE FOR ) 1		
01 = HELEN WEISSLER	66	98.51
02 = INVALID WRITE-IN VOTES	1	1.49
	01	02
0104 AP4,28,MID50	48	1
0133 AP33	18	0

WE, THE BOARD OF ELECTION COMMISSIONERS OF ST. LOUIS COUNTY, MISSOURI, ACTING AS THE VERIFICATION BOARD PURSUANT TO 115.507 R.S.Mo 1978, HEREBY CERTIFY THE FOREGOING TO BE A TRUE AND CORRECT ABSTRACT OF VOTES CAST FOR THE CANDIDATES AND ISSUES AT THE GENERAL MUNICIPAL ELECTION HELD IN ST. LOUIS COUNTY, MISSOURI, ON APRIL 8, 2008. IN TESTIMONY WHEREOF, WE HAVE HEREUNTO SET OUR HAND AT OUR OFFICE IN MAPLEWOOD, ST. LOUIS COUNTY, MISSOURI, ON APRIL 21, 2008.

  
JOHN J. DEHL, JR., CHAIRMAN

  
CHAIM H. ZIMBALIST, SECRETARY

  
ANITA T. YECKEL, COMMISSIONER

  
WILLIAM MILLER, JR., COMMISSIONER

ELECTION SUMMARY

GENERAL MUNICIPAL ELECTION  
CITY OF ST. GEORGE  
TUESDAY, APRIL 8, 2008

OFFICIAL RESULTS

PERCENT	TOTAL	PERCENT	WITH 5 OF 5 PRECINCTS REPORTING	TOTAL
01 = REGISTERED VOTERS - TOTAL ST. LOUIS CO	864			
02 = BALLOTS CAST - TOTAL ST. LOUIS COUNTY	177			
	01	02	03	
0607 CON7,19,40	194	24	12.37	
0620 CON20	123	21	17.07	
0633 CON33	138	28	20.29	
0635 CON35	299	72	24.08	
0641 CON41	110	32	29.09	


PERCENT	VOTES	PERCENT	WITH 5 OF 5 PRECINCTS REPORTING	VOTES
MAYOR ST. GEORGE (VOTE FOR ) 1				
01 = HEATHER L. HEDIGER	156	88.14		
02 = MICHAEL J. LORINO	21	11.86		
	01	02	03	
0607 CON7,19,40	23	1	0	
0620 CON20	19	2	0	
0633 CON33	25	3	0	
0635 CON35	65	7	0	
0641 CON41	24	8	0	


PERCENT	VOTES	PERCENT	WITH 1 OF 1 PRECINCTS REPORTING	VOTES
COUNCIL MEMBER ST. GEORGE WARD 1 (VOTE FOR ) 1				
01 = WILLIAM GLAS, BOB BURNS, HARRY TURNER	6	100.00		
02 = & MARGIE LOUKS 1 WRITE-IN VOTE EACH OF				
	01	02		
0635 CON35	0	6		

PERCENT	VOTES	PERCENT	WITH 2 OF 2 PRECINCTS REPORTING	VOTES
COUNCIL MEMBER ST. GEORGE WARD 2 (VOTE FOR ) 1				
01 = MARY E. KAUFMANN	28	56.00		
02 = PAUL H. KEENE	22	44.00		
	01	02	03	
0633 CON33	12	9	0	
0641 CON41	16	13	0	


PERCENT	VOTES	PERCENT	WITH 2 OF 2 PRECINCTS REPORTING	VOTES
COUNCIL MEMBER ST. GEORGE WARD 3 (VOTE FOR ) 1				
01 = NELDA TRUE	32	100.00		
02 = INVALID WRITE-IN VOTES	0			
	01	02		
0607 CON7,19,40	20	0		
0620 CON20	12	0		

WE, THE BOARD OF ELECTION COMMISSIONERS OF ST. LOUIS COUNTY, MISSOURI, ACTING AS THE VERIFICATION BOARD PURSUANT TO 115.507,R.S.Mo 1978, HEREBY CERTIFY THE FOREGOING TO BE A TRUE AND CORRECT ABSTRACT OF VOTES CAST FOR THE CANDIDATES AND ISSUES AT THE GENERAL MUNICIPAL ELECTION HELD IN ST. LOUIS COUNTY, MISSOURI, ON APRIL 8, 2008. IN TESTIMONY WHEREOF, WE HAVE HEREUNTO SET OUR HAND AT OUR OFFICE IN MAPLEWOOD, ST. LOUIS COUNTY, MISSOURI, ON APRIL 21, 2008.

  
JOHN J. DEHL, JR., CHAIRMAN

  
CHAIM H. ZIMBALIST, SECRETARY

  
ANITA T. YECKEL, COMMISSIONER

  
WILLIAM MILLER, JR., COMMISSIONER

ELECTION SUMMARY

GENERAL MUNICIPAL ELECTION  
CITY OF ST. JOHN  
TUESDAY, APRIL 8, 2008

OFFICIAL RESULTS

PERCENT	TOTAL	PERCENT	TOTAL
01 = REGISTERED VOTERS - TOTAL ST. LOUIS CO	3,983		
02 = BALLOTS CAST - TOTAL ST. LOUIS COUNTY	186		
	01	02	03
0106 AP6,9,13,52	1541	69	4.48
0114 AP14,MID19	467	18	3.85
0115 AP15	312	10	3.21
1717 MID17,34	1378	75	5.44
1728 MID28,AP16,43,NOR44	285	14	4.91

WITH 5 OF 5 PRECINCTS REPORTING

03 = VOTER TURNOUT - TOTAL ST. LOUIS COUNTY 4.67

COUNCIL MEMBER ST. JOHN WARD 1  
(VOTE FOR ) 1  
01 = PENNY A. DEGARDIN  
02 = INVALID WRITE-IN VOTES

VOTES	PERCENT
87	92.55
7	7.45

01 02

0115 AP15  
1717 MID17,34  
1728 MID28,AP16,43,NOR44

10	0
63	7
14	0

WITH 3 OF 3 PRECINCTS REPORTING

COUNCIL MEMBER ST. JOHN WARD 2  
(VOTE FOR ) 1  
01 = MARY HALASKA  
02 = INVALID WRITE-IN VOTES

WITH 2 OF 2 PRECINCTS REPORTING  
VOTES PERCENT


79	95.18
4	4.82


01 02

0106 AP6,9,13,52  
0114 AP14,MID19


63	3
16	1

WE, THE BOARD OF ELECTION COMMISSIONERS OF ST. LOUIS COUNTY, MISSOURI, ACTING AS THE VERIFICATION BOARD PURSUANT TO 115.507,R.S.Mo 1978, HEREBY CERTIFY THE FOREGOING TO BE A TRUE AND CORRECT ABSTRACT OF VOTES CAST FOR THE CANDIDATES AND ISSUES AT THE GENERAL MUNICIPAL ELECTION HELD IN ST. LOUIS COUNTY, MISSOURI, ON APRIL 8, 2008. IN TESTIMONY WHEREOF, WE HAVE HEREUNTO SET OUR HAND AT OUR OFFICE IN MAPLEWOOD, ST. LOUIS COUNTY, MISSOURI, ON APRIL 21, 2008.

  
JOHN J. DEHL, JR., CHAIRMAN

  
CHAIM H. ZIMBALIST, SECRETARY

  
ANITA T. YECKEL, COMMISSIONER

  
WILLIAM MILLER, JR., COMMISSIONER

ELECTION SUMMARY

GENERAL MUNICIPAL ELECTION  
CITY OF SUNSET HILLS  
TUESDAY, APRIL 8, 2008

OFFICIAL RESULTS

PERCENT	TOTAL	PERCENT	WITH 10 OF 10 PRECINCTS REPORTING	TOTAL
01 = REGISTERED VOTERS - TOTAL ST. LOUIS CO	6,534		03 = VOTER TURNOUT - TOTAL ST. LOUIS COUNTY	28.27
02 = BALLOTS CAST - TOTAL ST. LOUIS COUNTY	1,847			
	01	02	03	
0235 BON35,41,44	581	174	29.95	
0625 CON25	1032	236	22.87	
0903 GRA3	14	8	57.14	
0908 GRA8	324	65	20.06	
0909 GRA9,45	767	307	40.03	
0910 GRA10,11,12,46	720	246	34.17	
0914 GRA14,41,CON48	885	248	28.02	
2603 TSF3,12,13	727	171	23.52	
2604 TSF4,6	1067	316	29.62	
2611 TSF11	417	76	18.23	

PERCENT	VOTES	PERCENT	WITH 10 OF 10 PRECINCTS REPORTING	VOTES
MAYOR SUNSET HILLS (VOTE FOR ) 1				
01 = MIKE SVOBODA	1,248	68.46	03 = INVALID WRITE-IN VOTES	1 .05
02 = JOHN HUNZEKER	574	31.49		
	01	02	03	
0235 BON35,41,44	120	53	0	
0625 CON25	163	72	1	
0903 GRA3	4	4	0	
0908 GRA8	45	18	0	
0909 GRA9,45	227	75	0	
0910 GRA10,11,12,46	169	74	0	
0914 GRA14,41,CON48	180	67	0	
2603 TSF3,12,13	100	67	0	
2604 TSF4,6	204	104	0	
2611 TSF11	36	40	0	

CITY COLLECTOR SUNSET HILLS (VOTE FOR ) 1	VOTES	PERCENT	WITH 10 OF 10 PRECINCTS REPORTING
01 = TED SCHÜESSLER (20) WRITE-IN VOTES &	72	100.00	
02 = 52 OTHER WRITE-IN VOTES (SEE REPORT)			
	01	02	
0235 BON35,41,44	0	10	
0625 CON25	0	3	
0903 GRA3	0	0	
0908 GRA8	0	2	
0909 GRA9,45	0	3	
0910 GRA10,11,12,46	0	18	
0914 GRA14,41,CON48	0	6	
2603 TSF3,12,13	0	10	
2604 TSF4,6	0	12	
2611 TSF11	0	8	

ALDERMAN SUNSET HILLS WARD 1 (VOTE FOR ) 1	VOTES	PERCENT	WITH 4 OF 4 PRECINCTS REPORTING
01 = FRANKLIN A. HARDY, JR.	242	93.08	
02 = DENNIS MOORE (14) WRITE-IN VOTES OF	18	6.92	
	01	02	
0235 BON35,41,44	123	9	
0903 GRA3	6	0	
0908 GRA8	58	0	
2611 TSF11	55	9	


PERCENT ALDERMAN SUNSET HILLS WARD 2 (VOTE FOR ) 1	VOTES	PERCENT	WITH 2 OF 2 PRECINCTS REPORTING	VOTES
01 = THOMAS HRASTICH	376	68.24	03 = INVALID WRITE-IN VOTES	0
02 = JOHN E. SMITH	175	31.76		
	01	02	03	
0909 GRA9,45	205	100	0	
0914 GRA14,41,CON48	171	75	0	

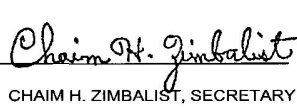
ALDERMAN SUNSET HILLS WARD 3 (VOTE FOR ) 1	VOTES	PERCENT	WITH 2 OF 2 PRECINCTS REPORTING
01 = STEPHEN M. WEBB	366	99.46	
02 = INVALID WRITE-IN VOTES	2	.54	
	01	02	
0625 CON25	182	1	
0910 GRA10,11,12,46	184	1	

ALDERMAN SUNSET HILLS WARD 4 (VOTE FOR ) 1	VOTES	PERCENT	WITH 2 OF 2 PRECINCTS REPORTING
01 = FRANK GREGORY	405	99.26	
02 = INVALID WRITE-IN VOTES	3	.74	
	01	02	
2603 TSF3,12,13	152	2	


=====

WE, THE BOARD OF ELECTION COMMISSIONERS OF ST. LOUIS COUNTY, MISSOURI, ACTING AS THE VERIFICATION BOARD PURSUANT TO 115.507,R.S.Mo 1978, HEREBY CERTIFY THE FOREGOING TO BE A TRUE AND CORRECT ABSTRACT OF VOTES CAST FOR THE CANDIDATES AND ISSUES AT THE GENERAL MUNICIPAL ELECTION HELD IN ST. LOUIS COUNTY, MISSOURI, ON APRIL 8, 2008. IN TESTIMONY WHEREOF, WE HAVE HEREUNTO SET OUR HAND AT OUR OFFICE IN MAPLEWOOD, ST. LOUIS COUNTY, MISSOURI, ON APRIL 21, 2008.

  
JOHN J. DEHL, JR., CHAIRMAN

  
CHAIM H. ZIMBALIST, SECRETARY

  
ANITA T. YECKEL, COMMISSIONER

  
WILLIAM MILLER, JR., COMMISSIONER



ELECTION SUMMARY





GENERAL MUNICIPAL ELECTION  
 VILLAGE OF SYCAMORE HILLS  
 TUESDAY, APRIL 8, 2008

OFFICIAL RESULTS

		TOTAL	PERCENT	WITH 1 OF 1 PRECINCTS REPORTING		TOTAL
PERCENT						
01 = REGISTERED VOTERS - TOTAL ST. LOUIS CO		460			03 = VOTER TURNOUT - TOTAL ST. LOUIS COUNTY	8.26
02 = BALLOTS CAST - TOTAL ST. LOUIS COUNTY		38				
	01	02	03			
1715 MID15	460	38	8.26			

		VOTES	PERCENT	WITH 1 OF 1 PRECINCTS REPORTING		VOTES
PERCENT						
TRUSTEE SYCAMORE HILLS						
(VOTE FOR ) 2						
01 = ROBERT A. FITZGERALD		33	52.38		03 = INVALID WRITE-IN VOTES	1 1.59
02 = G. KEVIN LIEBIG		29	46.03			
	01	02	03			
1715 MID15	33	29	1			

WE, THE BOARD OF ELECTION COMMISSIONERS OF ST. LOUIS COUNTY, MISSOURI, ACTING AS THE VERIFICATION BOARD PURSUANT TO 115.507,R.S.Mo 1978, HEREBY CERTIFY THE FOREGOING TO BE A TRUE AND CORRECT ABSTRACT OF VOTES CAST FOR THE CANDIDATES AND ISSUES AT THE GENERAL MUNICIPAL ELECTION HELD IN ST. LOUIS COUNTY, MISSOURI, ON APRIL 8, 2008. IN TESTIMONY WHEREOF, WE HAVE HEREUNTO SET OUR HAND AT OUR OFFICE IN MAPLEWOOD, ST. LOUIS COUNTY, MISSOURI, ON APRIL 21, 2008.

			
JOHN J. DEHL, JR., CHAIRMAN	CHAIM H. ZIMBALIST, SECRETARY	ANITA T. YECKEL, COMMISSIONER	WILLIAM MILLER, JR., COMMISSIONER

ELECTION SUMMARY

GENERAL MUNICIPAL ELECTION  
CITY OF TOWN AND COUNTRY  
TUESDAY, APRIL 8, 2008

OFFICIAL RESULTS

PERCENT	TOTAL	PERCENT	WITH 13 OF 13 PRECINCTS REPORTING	TOTAL
01 = REGISTERED VOTERS - TOTAL ST. LOUIS CO	8,204			
02 = BALLOTS CAST - TOTAL ST. LOUIS COUNTY	587			
	01	02	03	
1635 MHT35	740	30	4.05	
1801 MR1	637	30	4.71	
1802 MR2,61	493	66	13.39	
1803 MR3,67	875	13	1.49	
1805 MR5,39,59	1073	37	3.45	
1809 MR9	88	5	5.68	
1825 MR25,31	868	167	19.24	
1829 MR29	777	142	18.28	
1843 MR43	400	12	3.00	
1844 MR44,48	1122	58	5.17	
1856 MR56	38	1	2.63	
1863 MR63,66	715	20	2.80	
1878 MR78	378	6	1.59	





	VOTES	PERCENT	WITH 5 OF 5 PRECINCTS REPORTING
ALDERMAN TOWN AND COUNTRY WARD 1 (VOTE FOR ) 1			
01 = NANCY MARSHALL AVIOLI	72	97.30	
02 = INVALID WRITE-IN VOTES	2	2.70	
	01	02	
1801 MR1	26	1	
1805 MR5,39,59	31	0	
1809 MR9	4	0	
1843 MR43	11	1	
1856 MR56	0	0	

PERCENT	VOTES	PERCENT	WITH 3 OF 3 PRECINCTS REPORTING	VOTES
ALDERMAN TOWN AND COUNTRY WARD 2 (VOTE FOR ) 1				
01 = TIM WELBY	184	49.60		
02 = JOHN WALLACE HOFFMANN	187	50.40	03 = INVALID WRITE-IN VOTES	0
	01	02	03	
1802 MR2,61	30	34	0	
1825 MR25,31	96	69	0	
1829 MR29	58	84	0	

	VOTES	PERCENT	WITH 2 OF 2 PRECINCTS REPORTING
ALDERMAN TOWN AND COUNTRY WARD 3 (VOTE FOR ) 1			
01 = STEPHEN R. FONS	65	97.01	
02 = INVALID WRITE-IN VOTES	2	2.99	
	01	02	
1803 MR3,67	12	0	
1844 MR44,48	53	2	

	VOTES	PERCENT	WITH 3 OF 3 PRECINCTS REPORTING
ALDERMAN TOWN AND COUNTRY WARD 4 (VOTE FOR ) 1			
01 = PHIL BEHNEN	46	97.87	
02 = INVALID WRITE-IN VOTES	1	2.13	
	01	02	
1635 MHT35	25	1	
1863 MR63,66	16	0	
1878 MR78	5	0	

WE, THE BOARD OF ELECTION COMMISSIONERS OF ST. LOUIS COUNTY, MISSOURI, ACTING AS THE VERIFICATION BOARD PURSUANT TO 115.507,R.S.Mo 1978, HEREBY CERTIFY THE FOREGOING TO BE A TRUE AND CORRECT ABSTRACT OF VOTES CAST FOR THE CANDIDATES AND ISSUES AT THE GENERAL MUNICIPAL ELECTION HELD IN ST. LOUIS COUNTY, MISSOURI, ON APRIL 8, 2008. IN TESTIMONY WHEREOF, WE HAVE HEREUNTO SET OUR HAND AT OUR OFFICE IN MAPLEWOOD, ST. LOUIS COUNTY, MISSOURI, ON APRIL 21, 2008.

JOHN J. DEHL, JR., CHAIRMAN      CHAIM H. ZIMBALIST, SECRETARY      ANITA T. YECKEL, COMMISSIONER      WILLIAM MILLER, JR., COMMISSIONER

ELECTION SUMMARY





GENERAL MUNICIPAL ELECTION  
 VILLAGE OF TWIN OAKS  
 TUESDAY, APRIL 8, 2008

OFFICIAL RESULTS

		TOTAL	PERCENT	WITH 1 OF 1 PRECINCTS REPORTING		TOTAL
PERCENT						
01 = REGISTERED VOTERS - TOTAL ST. LOUIS CO		289			03 = VOTER TURNOUT - TOTAL ST. LOUIS COUNTY	26.99
02 = BALLOTS CAST - TOTAL ST. LOUIS COUNTY		78				
2332 QUE32		289	78	26.99		

		VOTES	PERCENT	WITH 1 OF 1 PRECINCTS REPORTING		VOTES
PERCENT						
TRUSTEE TWIN OAKS						
(VOTE FOR ) 2						
01 = J. NOLAN HOLLINGSWORTH		40	28.99		03 = RAY SLAMA	40
02 = JAMES P. OWENS		58	42.03		04 = INVALID WRITE-IN VOTES	0
2332 QUE32		40	58	40	0	

WE, THE BOARD OF ELECTION COMMISSIONERS OF ST. LOUIS COUNTY, MISSOURI, ACTING AS THE VERIFICATION BOARD PURSUANT TO 115.507,R.S.Mo 1978, HEREBY CERTIFY THE FOREGOING TO BE A TRUE AND CORRECT ABSTRACT OF VOTES CAST FOR THE CANDIDATES AND ISSUES AT THE GENERAL MUNICIPAL ELECTION HELD IN ST. LOUIS COUNTY, MISSOURI, ON APRIL 8, 2008. IN TESTIMONY WHEREOF, WE HAVE HEREUNTO SET OUR HAND AT OUR OFFICE IN MAPLEWOOD, ST. LOUIS COUNTY, MISSOURI, ON APRIL 21, 2008.

			
JOHN J. DEHL, JR., CHAIRMAN	CHAIM H. ZIMBALIST, SECRETARY	ANITA T. YECKEL, COMMISSIONER	WILLIAM MILLER, JR., COMMISSIONER

ELECTION SUMMARY

GENERAL MUNICIPAL ELECTION  
SCH DIST OF UNIVERSITY CITY  
TUESDAY, APRIL 8, 2008


OFFICIAL RESULTS


PERCENT	TOTAL	PERCENT	WITH 25 OF 25 PRECINCTS REPORTING	TOTAL
01 = REGISTERED VOTERS - TOTAL ST. LOUIS CO	26,574		03 = VOTER TURNOUT - TOTAL ST. LOUIS COUNTY	11.18
02 = BALLOTS CAST - TOTAL ST. LOUIS COUNTY	2,970			
	01	02	03	
0501 CLA1	1221	205	16.79	
0505 CLA5,56,UNV41	1578	224	14.20	
1006 HAD6,7	1224	60	4.90	
1008 HAD8	755	108	14.30	
1009 HAD9	912	265	29.06	
1010 HAD10,11	1396	175	12.54	
1012 HAD12,13	1292	192	14.86	
1017 HAD17	200	0	.00	
1731 MID31	1	0	.00	
1738 MID38	36	10	27.78	
1755 MID55	300	57	19.00	
2714 UNV14	1437	74	5.15	
2715 UNV15,16	1559	88	5.64	
2718 UNV18*	15	92	613.3	
2719 UNV19	1303	106	8.14	
2720 UNV20,22,HAD36,38	1566	123	7.85	
2723 UNV23,30	1366	112	8.20	
2724 UNV24,29	1927	228	11.83	
2725 UNV25,26	1504	95	6.32	
2727 UNV27,38	1823	115	6.31	
2728 UNV28,45	1015	91	8.97	
2731 UNV31	720	93	12.92	
2732 UNV32,33,39,40,43,44	1713	342	19.96	
2734 UNV34	319	51	15.99	
2735 UNV35,36,42	1392	64	4.60	

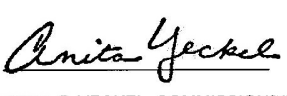
PERCENT	VOTES	PERCENT	WITH 25 OF 25 PRECINCTS REPORTING	VOTES	
DIRECTOR SCHOOL DISTRICT OF UNIVERSITY CITY					
(VOTE FOR ) 3					
01 = TRUDY MOON	1,935	30.08			
02 = STACY CLAY	2,318	36.03			
03 = MARYANNE COLEY	1,025	15.93			
	01	02	03	04	05
04 = ROBERT (BOB) ELGIN				1,136	17.66
05 = INVALID WRITE-IN VOTES				19	.30
0501 CLA1	179	148	68	101	0
0505 CLA5,56,UNV41	125	140	82	95	0
1006 HAD6,7	34	42	23	25	1
1008 HAD8	88	96	40	63	0
1009 HAD9	216	202	91	131	1
1010 HAD10,11	122	133	72	78	1
1012 HAD12,13	142	133	93	98	0
1017 HAD17	0	0	0	0	0
1731 MID31	0	0	0	0	0
1738 MID38	0	7	2	0	0
1755 MID55	19	32	14	13	0
2714 UNV14	36	69	15	13	1
2715 UNV15,16	37	84	17	21	0
2718 UNV18*	1	17	9	2	0
2719 UNV19	47	95	40	41	2
2720 UNV20,22,HAD36,38	83	100	55	68	1
2723 UNV23,30	89	91	46	44	3
2724 UNV24,29	181	200	83	63	1
2725 UNV25,26	54	84	28	34	0
2727 UNV27,38	45	105	35	33	1
2728 UNV28,45	58	79	27	29	3
2731 UNV31	72	69	35	41	0
2732 UNV32,33,39,40,43,44	261	291	105	106	1
2734 UNV34	23	44	22	22	0
2735 UNV35,36,42	23	57	23	15	3

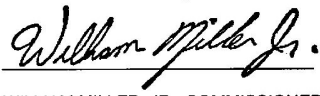
\* Precincts 2718 (UNV18) should be 2 ballots and 6 total votes. 90 ballots with 23 votes in error.

WE, THE BOARD OF ELECTION COMMISSIONERS OF ST. LOUIS COUNTY, MISSOURI, ACTING AS THE VERIFICATION BOARD PURSUANT TO 115.507,R.S.Mo 1978, HEREBY CERTIFY THE FOREGOING TO BE A TRUE AND CORRECT ABSTRACT OF VOTES CAST FOR THE CANDIDATES AND ISSUES AT THE GENERAL MUNICIPAL ELECTION HELD IN ST. LOUIS COUNTY, MISSOURI, ON APRIL 8, 2008. IN TESTIMONY WHEREOF, WE HAVE HEREUNTO SET OUR HAND AT OUR OFFICE IN MAPLEWOOD, ST. LOUIS COUNTY, MISSOURI, ON APRIL 21, 2008.

 JOHN J. DEHL, JR., CHAIRMAN

 CHAIM H. ZIMBALIST, SECRETARY

 ANITA T. YECKEL, COMMISSIONER

 WILLIAM MILLER, JR., COMMISSIONER

ELECTION SUMMARY

GENERAL MUNICIPAL ELECTION  
CITY OF UNIVERSITY CITY  
TUESDAY, APRIL 8, 2008

OFFICIAL RESULTS

PERCENT	TOTAL	PERCENT	WITH 20 OF 20 PRECINCTS REPORTING	TOTAL
01 = REGISTERED VOTERS - TOTAL ST. LOUIS CO	26,022			
02 = BALLOTS CAST - TOTAL ST. LOUIS COUNTY	2,811			
			03 = VOTER TURNOUT - TOTAL ST. LOUIS COUNTY	10.80

	01	02	03
0501 CLA1	1221	205	16.79
0505 CLA5,56,UNV41	1578	224	14.20
1006 HAD6,7	1224	60	4.90
1008 HAD8	755	108	14.30
1009 HAD9	912	265	29.06
1010 HAD10,11	1396	175	12.54
1012 HAD12,13	1292	192	14.86
2714 UNV14	1437	74	5.15
2715 UNV15,16	1559	88	5.64
2719 UNV19	1303	106	8.14
2720 UNV20,22,HAD36,38	1566	123	7.85
2723 UNV23,30	1366	112	8.20
2724 UNV24,29	1927	228	11.83
2725 UNV25,26	1504	95	6.32
2727 UNV27,38	1823	115	6.31
2728 UNV28,45	1015	91	8.97
2731 UNV31	720	93	12.92
2732 UNV32,33,39,40,43,44	1713	342	19.96
2734 UNV34	319	51	15.99
2735 UNV35,36,42	1392	64	4.60

PERCENT	VOTES	PERCENT	WITH 8 OF 8 PRECINCTS REPORTING	VOTES
COUNCIL MEMBER UNIVERSITY CITY WARD 1 (VOTE FOR ) 1				
01 = STEFANY BROT	448	30.11		
02 = TERRY CROW	1,038	69.76	03 = INVALID WRITE-IN VOTES	2 .13

	01	02	03
0501 CLA1	50	152	0
0505 CLA5,56,UNV41	109	102	0
1009 HAD9	41	224	0
1010 HAD10,11	48	126	0
1012 HAD12,13	43	149	0
2731 UNV31	48	41	1
2732 UNV32,33,39,40,43,44	94	210	1
2734 UNV34	15	34	0

	VOTES	PERCENT	WITH 6 OF 6 PRECINCTS REPORTING
COUNCIL MEMBER UNIVERSITY CITY WARD 2 (VOTE FOR ) 1			
01 = LYNN RICCI	550	97.17	
02 = INVALID WRITE-IN VOTES	16	2.83	


	01	02
1006 HAD6,7	37	3
1008 HAD8	100	0
2720 UNV20,22,HAD36,38	101	4
2723 UNV23,30	94	3
2724 UNV24,29	151	3
2728 UNV28,45	67	3


	VOTES	PERCENT	WITH 6 OF 6 PRECINCTS REPORTING
COUNCIL MEMBER UNIVERSITY CITY WARD 3 (VOTE FOR ) 1			
01 = ARTHUR SHARPE, JR.	460	98.29	
02 = INVALID WRITE-IN VOTES	8	1.71	


	01	02
2714 UNV14	50	2
2715 UNV15,16	75	2
2719 UNV19	99	0
2725 UNV25,26	84	1
2727 UNV27,38	98	2
2735 UNV35,36,42	54	1

WE, THE BOARD OF ELECTION COMMISSIONERS OF ST. LOUIS COUNTY, MISSOURI, ACTING AS THE VERIFICATION BOARD PURSUANT TO 115.507.R.S.Mo 1978, HEREBY CERTIFY THE FOREGOING TO BE A TRUE AND CORRECT ABSTRACT OF VOTES CAST FOR THE CANDIDATES AND ISSUES AT THE GENERAL MUNICIPAL ELECTION HELD IN ST. LOUIS COUNTY, MISSOURI, ON APRIL 8, 2008. IN TESTIMONY WHEREOF, WE HAVE HEREUNTO SET OUR HAND AT OUR OFFICE IN MAPLEWOOD, ST. LOUIS COUNTY, MISSOURI, ON APRIL 21, 2008.

  
JOHN J. DEHL, JR., CHAIRMAN

  
CHAIM H. ZIMBALIST, SECRETARY

  
ANITA T. YECKEL, COMMISSIONER

  
WILLIAM MILLER, JR., COMMISSIONER

ELECTION SUMMARY





GENERAL MUNICIPAL ELECTION  
 VILLAGE OF UPLANDS PARK  
 TUESDAY, APRIL 8, 2008

OFFICIAL RESULTS

		TOTAL	PERCENT	WITH 1 OF 1 PRECINCTS REPORTING		TOTAL
PERCENT						
01 = REGISTERED VOTERS - TOTAL ST. LOUIS CO		402			03 = VOTER TURNOUT - TOTAL ST. LOUIS COUNTY	26.87
02 = BALLOTS CAST - TOTAL ST. LOUIS COUNTY		108				
2704 UNV4,NOR56		402	108	26.87		

		VOTES		PERCENT		WITH 1 OF 1 PRECINCTS REPORTING		VOTES	
PERCENT									
TRUSTEE UPLANDS PARK									
(VOTE FOR ) 3									
01 = CARMEN S. MCCLENDON		51	16.83					63	20.79
02 = ANDREW ROBERTS		37	12.21			05 = CHARLES GAMBLE		54	17.82
03 = MARIA MILLER		37	12.21			06 = DERRICK CARTER			
04 = HENRY IWENOFU		61	20.13			07 = INVALID WRITE-IN VOTES		0	
2704 UNV4,NOR56		51	37	37	61	63	54	0	

WE, THE BOARD OF ELECTION COMMISSIONERS OF ST. LOUIS COUNTY, MISSOURI, ACTING AS THE VERIFICATION BOARD PURSUANT TO 115.507,R.S.Mo 1978, HEREBY CERTIFY THE FOREGOING TO BE A TRUE AND CORRECT ABSTRACT OF VOTES CAST FOR THE CANDIDATES AND ISSUES AT THE GENERAL MUNICIPAL ELECTION HELD IN ST. LOUIS COUNTY, MISSOURI, ON APRIL 8, 2008. IN TESTIMONY WHEREOF, WE HAVE HEREUNTO SET OUR HAND AT OUR OFFICE IN MAPLEWOOD, ST. LOUIS COUNTY, MISSOURI, ON APRIL 21, 2008.

			
JOHN J. DEHL, JR., CHAIRMAN	CHAIM H. ZIMBALIST, SECRETARY	ANITA T. YECKEL, COMMISSIONER	WILLIAM MILLER, JR., COMMISSIONER

ELECTION SUMMARY

GENERAL MUNICIPAL ELECTION  
CITY OF VALLEY PARK  
TUESDAY, APRIL 8, 2008

OFFICIAL RESULTS

PERCENT	TOTAL	PERCENT	WITH 8 OF 8 PRECINCTS REPORTING	TOTAL
01 = REGISTERED VOTERS - TOTAL ST. LOUIS CO	3,849			
02 = BALLOTS CAST - TOTAL ST. LOUIS COUNTY	1,338			
	01	02	03	
2317 QUE17,40	824	311	37.74	
2321 QUE21	69	3	4.35	
2325 QUE25,38,51	716	290	40.50	
2328 QUE28,34,35	867	354	40.83	
2333 QUE33	401	142	35.41	
2342 QUE42	566	202	35.69	
2346 QUE46	164	6	3.66	
2349 QUE49	242	30	12.40	

PERCENT	VOTES	PERCENT	WITH 8 OF 8 PRECINCTS REPORTING	VOTES
MAYOR VALLEY PARK (VOTE FOR ) 1				
01 = JEFFERY J. WHITEAKER	495	37.30		
02 = GRANT YOUNG	829	62.47	03 = INVALID WRITE-IN VOTES	3 .23
	01	02	03	
2317 QUE17,40	140	167	2	
2321 QUE21	2	1	0	
2325 QUE25,38,51	92	197	0	
2328 QUE28,34,35	136	213	0	
2333 QUE33	57	82	1	
2342 QUE42	59	143	0	
2346 QUE46	3	3	0	
2349 QUE49	6	23	0	





PERCENT	VOTES	PERCENT	WITH 2 OF 2 PRECINCTS REPORTING	VOTES
ALDERPERSON VALLEY PARK WARD 1 (VOTE FOR ) 1				
01 = GIL DENORMANDIE	130	38.81	03 = ANGELA M. TURNER	30 8.96
02 = STEPHANIE REYNOLDS	175	52.24	04 = INVALID WRITE-IN VOTES	0
	01	02	03	04
2317 QUE17,40	127	151	28	0
2349 QUE49	3	24	2	0

PERCENT	VOTES	PERCENT	WITH 2 OF 2 PRECINCTS REPORTING	VOTES
ALDERPERSON VALLEY PARK WARD 2 (VOTE FOR ) 1				
01 = RANDY W. HELTON	164	95.91		
02 = INVALID WRITE-IN VOTES	7	4.09		
	01	02		
2342 QUE42	161	7		
2346 QUE46	3	0		

PERCENT	VOTES	PERCENT	WITH 2 OF 2 PRECINCTS REPORTING	VOTES
ALDERPERSON VALLEY PARK WARD 3 (VOTE FOR ) 1				
01 = MICHAEL A. PENNISE	209	59.71	03 = INVALID WRITE-IN VOTES	1 .29
02 = RUSSELL W. CAUSEY	140	40.00		
	01	02	03	
2321 QUE21	2	1	0	
2328 QUE28,34,35	207	139	1	

PERCENT	VOTES	PERCENT	WITH 2 OF 2 PRECINCTS REPORTING	VOTES
ALDERPERSON VALLEY PARK WARD 4 (VOTE FOR ) 1				
01 = MIKE WHITE	230	53.74	03 = INVALID WRITE-IN VOTES	2 .47
02 = MARTHA C. RODRIGUEZ	196	45.79		
	01	02	03	
2325 QUE25,38,51	138	149	1	
2333 QUE33	92	47	1	

WE, THE BOARD OF ELECTION COMMISSIONERS OF ST. LOUIS COUNTY, MISSOURI, ACTING AS THE VERIFICATION BOARD PURSUANT TO 115.507,R.S.Mo 1978, HEREBY CERTIFY THE FOREGOING TO BE A TRUE AND CORRECT ABSTRACT OF VOTES CAST FOR THE CANDIDATES AND ISSUES AT THE GENERAL MUNICIPAL ELECTION HELD IN ST. LOUIS COUNTY, MISSOURI, ON APRIL 8, 2008. IN TESTIMONY WHEREOF, WE HAVE HEREUNTO SET OUR HAND AT OUR OFFICE IN MAPLEWOOD, ST. LOUIS COUNTY, MISSOURI, ON APRIL 21, 2008.

 JOHN J. DEHL, JR., CHAIRMAN  
 CHAIM H. ZIMBALIST, SECRETARY  
 ANITA T. YECKEL, COMMISSIONER  
 WILLIAM MILLER, JR., COMMISSIONER

ELECTION SUMMARY

GENERAL MUNICIPAL ELECTION  
CITY OF VELDA CITY  
TUESDAY, APRIL 8, 2008





OFFICIAL RESULTS

		TOTAL	PERCENT	WITH 2 OF 2 PRECINCTS REPORTING	TOTAL
PERCENT					
01 = REGISTERED VOTERS - TOTAL ST. LOUIS CO		1,097		03 = VOTER TURNOUT - TOTAL ST. LOUIS COUNTY	14.22
02 = BALLOTS CAST - TOTAL ST. LOUIS COUNTY		156			
	01 02 03				
1909 NOR9	649 . 95	14.64			
1937 NOR37	448 . 61	13.62			

		VOTES	PERCENT	WITH 1 OF 1 PRECINCTS REPORTING
ALDERPERSON VELDA CITY WARD 1 (VOTE FOR ) 1		49	98.00	
01 = MARILYN ROUSSAN		1	2.00	
02 = INVALID WRITE-IN VOTES				
	01 02			
1937 NOR37	49 1			

		VOTES	PERCENT	WITH 1 OF 1 PRECINCTS REPORTING	VOTES
PERCENT					
ALDERPERSON VELDA CITY WARD 2 (VOTE FOR ) 1		38	41.30		
01 = JAMES A. BUCHANAN, SR.		54	58.70	03 = INVALID WRITE-IN VOTES	0
02 = DWAYNE GIBSON					
	01 02 03				
1909 NOR9	38 54 0				

WE, THE BOARD OF ELECTION COMMISSIONERS OF ST. LOUIS COUNTY, MISSOURI, ACTING AS THE VERIFICATION BOARD PURSUANT TO 115.507,R.S.Mo 1978, HEREBY CERTIFY THE FOREGOING TO BE A TRUE AND CORRECT ABSTRACT OF VOTES CAST FOR THE CANDIDATES AND ISSUES AT THE GENERAL MUNICIPAL ELECTION HELD IN ST. LOUIS COUNTY, MISSOURI, ON APRIL 8, 2008. IN TESTIMONY WHEREOF, WE HAVE HEREUNTO SET OUR HAND AT OUR OFFICE IN MAPLEWOOD, ST. LOUIS COUNTY, MISSOURI, ON APRIL 21, 2008.

			
JOHN J. DEHL, JR., CHAIRMAN	CHAIM H. ZIMBALIST, SECRETARY	ANITA T. YECKEL, COMMISSIONER	WILLIAM MILLER, JR., COMMISSIONER



ELECTION SUMMARY

GENERAL MUNICIPAL ELECTION  
 VILLAGE OF VELDA VILLAGE HILLS  
 TUESDAY, APRIL 8, 2008

OFFICIAL RESULTS





PERCENT	TOTAL	PERCENT	WITH 1 OF 1 PRECINCTS REPORTING	TOTAL
01 = REGISTERED VOTERS - TOTAL ST. LOUIS CO	932			
02 = BALLOTS CAST - TOTAL ST. LOUIS COUNTY	185			
	01	02	03	
2749 UNV49	932	185	19.85	

PERCENT	VOTES	PERCENT	WITH 1 OF 1 PRECINCTS REPORTING	VOTES
TRUSTEE VELDA VILLAGE HILLS (VOTE FOR ) 2				
01 = EARLENE LUSTER	92	30.56		
02 = SAM BRADFORD	55	18.27	04 = VINCENT WADE	53
03 = CHARLES ROBINSON	99	32.89	05 = INVALID WRITE-IN VOTES	2
	01	02	03	04
2749 UNV49	92	55	99	53

PROPOSITION A VELDA VILLAGE HILLS **UTILITY GROSS RECIEPTS TAX**	VOTES	PERCENT	WITH 1 OF 1 PRECINCTS REPORTING
(VOTE FOR ) 1			
01 = YES	73	44.51	
02 = NO	91	55.49	
	01	02	
2749 UNV49	73	91	

PROPOSITION B VELDA VILLAGE HILLS **PARKS TAX**	VOTES	PERCENT	WITH 1 OF 1 PRECINCTS REPORTING
(VOTE FOR ) 1			
01 = YES	81	49.09	
02 = NO	84	50.91	
	01	02	
2749 UNV49	81	84	

WE, THE BOARD OF ELECTION COMMISSIONERS OF ST. LOUIS COUNTY, MISSOURI, ACTING AS THE VERIFICATION BOARD PURSUANT TO 115.507.R.S. Mo 1978, HEREBY CERTIFY THE FOREGOING TO BE A TRUE AND CORRECT ABSTRACT OF VOTES CAST FOR THE CANDIDATES AND ISSUES AT THE GENERAL MUNICIPAL ELECTION HELD IN ST. LOUIS COUNTY, MISSOURI, ON APRIL 8, 2008. IN TESTIMONY WHEREOF, WE HAVE HEREUNTO SET OUR HAND AT OUR OFFICE IN MAPLEWOOD, ST. LOUIS COUNTY, MISSOURI, ON APRIL 21, 2008.

 JOHN J. DEHL, JR., CHAIRMAN  
 CHAIM H. ZIMBALIST, SECRETARY  
 ANITA T. YECKEL, COMMISSIONER  
 WILLIAM MILLER, JR., COMMISSIONER

ELECTION SUMMARY

GENERAL MUNICIPAL ELECTION  
CITY OF VINITA PARK  
TUESDAY, APRIL 8, 2008

OFFICIAL RESULTS


PERCENT	TOTAL	PERCENT	WITH 7 OF 7 PRECINCTS REPORTING	TOTAL
01 = REGISTERED VOTERS - TOTAL ST. LOUIS CO	1,213			
02 = BALLOTS CAST - TOTAL ST. LOUIS COUNTY	230			
				03 = VOTER TURNOUT - TOTAL ST. LOUIS COUNTY
				18.96

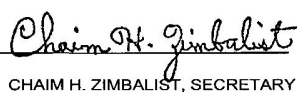
	VOTES	PERCENT	WITH 1 OF 1 PRECINCTS REPORTING
ALDERPERSON VINITA PARK WARD 1 (VOTE FOR ) 1			
01 = JAMES RICHMANN	30	100.00	
02 = INVALID WRITE-IN VOTES	0		
1718 MID18	30	0	

PERCENT	VOTES	PERCENT	WITH 3 OF 3 PRECINCTS REPORTING	VOTES
ALDERPERSON VINITA PARK WARD 2 (VOTE FOR ) 1				
01 = ORA MAE STOKES	34	50.75		
02 = VERNITA R. ANDERSON	33	49.25	03 = INVALID WRITE-IN VOTES	0
1725 MID25	6	3	0	
1730 MID30,32	18	30	0	
1738 MID38	10	0	0	


PERCENT	VOTES	PERCENT	WITH 3 OF 3 PRECINCTS REPORTING	VOTES
ALDERPERSON VINITA PARK WARD 3 (VOTE FOR ) 1				
01 = CELESTE MCGEE	92	73.60		
02 = ANNA M. KIEFER	33	26.40	03 = INVALID WRITE-IN VOTES	0
1710 MID10	42	16	0	
1720 MID20	6	4	0	
1755 MID55	44	13	0	

WE, THE BOARD OF ELECTION COMMISSIONERS OF ST. LOUIS COUNTY, MISSOURI, ACTING AS THE VERIFICATION BOARD PURSUANT TO 115.507,R.S.Mo 1978, HEREBY CERTIFY THE FOREGOING TO BE A TRUE AND CORRECT ABSTRACT OF VOTES CAST FOR THE CANDIDATES AND ISSUES AT THE GENERAL MUNICIPAL ELECTION HELD IN ST. LOUIS COUNTY, MISSOURI, ON APRIL 8, 2008. IN TESTIMONY WHEREOF, WE HAVE HEREUNTO SET OUR HAND AT OUR OFFICE IN MAPLEWOOD, ST. LOUIS COUNTY, MISSOURI, ON APRIL 21, 2008.

  
JOHN J. DIEHL, JR., CHAIRMAN

  
CHAIM H. ZIMBALIST, SECRETARY

  
ANITA T. YECKEL, COMMISSIONER

  
WILLIAM MILLER, JR., COMMISSIONER

ELECTION SUMMARY





GENERAL MUNICIPAL ELECTION  
 VILLAGE OF VINITA TERRACE  
 TUESDAY, APRIL 8, 2008

OFFICIAL RESULTS

PERCENT	TOTAL	PERCENT	WITH 1 OF 1 PRECINCTS REPORTING	TOTAL
01 = REGISTERED VOTERS - TOTAL ST. LOUIS CO	186			
02 = BALLOTS CAST - TOTAL ST. LOUIS COUNTY	25			
	01	02	03	
2703 UNV3	186	25	13.44	

PERCENT	VOTES	PERCENT	WITH 1 OF 1 PRECINCTS REPORTING	VOTES
TRUSTEE VINITA TERRACE				
(VOTE FOR ) 2				
01 = ELAINE L. GREINER	15	46.88		
02 = DANIEL D. CLASBY	17	53.13	03 = INVALID WRITE-IN VOTES	0
	01	02	03	
2703 UNV3	15	17	0	

WE, THE BOARD OF ELECTION COMMISSIONERS OF ST. LOUIS COUNTY, MISSOURI, ACTING AS THE VERIFICATION BOARD PURSUANT TO 115.507,R.S.Mo 1978, HEREBY CERTIFY THE FOREGOING TO BE A TRUE AND CORRECT ABSTRACT OF VOTES CAST FOR THE CANDIDATES AND ISSUES AT THE GENERAL MUNICIPAL ELECTION HELD IN ST. LOUIS COUNTY, MISSOURI, ON APRIL 8, 2008. IN TESTIMONY WHEREOF, WE HAVE HEREUNTO SET OUR HAND AT OUR OFFICE IN MAPLEWOOD, ST. LOUIS COUNTY, MISSOURI, ON APRIL 21, 2008.

			
JOHN J. DEHL, JR., CHAIRMAN	CHAIM H. ZIMBALIST, SECRETARY	ANITA T. YECKEL, COMMISSIONER	WILLIAM MILLER, JR., COMMISSIONER

ELECTION SUMMARY

GENERAL MUNICIPAL ELECTION  
CITY OF WARSON WOODS  
TUESDAY, APRIL 8, 2008

OFFICIAL RESULTS

PERCENT	TOTAL	PERCENT	WITH 4 OF 4 PRECINCTS REPORTING	TOTAL
01 = REGISTERED VOTERS - TOTAL ST. LOUIS CO	1,545			
02 = BALLOTS CAST - TOTAL ST. LOUIS COUNTY	126			
	01	02	03	
1101 JEF1	371	23	6.20	
1103 JEF3	455	24	5.27	
1104 JEF4	366	30	8.20	
1105 JEF5	353	49	13.88	

	VOTES	PERCENT	WITH 4 OF 4 PRECINCTS REPORTING
MAYOR WARSON WOODS (VOTE FOR ) 1			
01 = E. WILLIAM BERGFELD, JR.	111	97.37	
02 = INVALID WRITE-IN VOTES	3	2.63	
	01	02	
1101 JEF1	21	0	
1103 JEF3	22	1	
1104 JEF4	27	1	
1105 JEF5	41	1	





	VOTES	PERCENT	WITH 1 OF 1 PRECINCTS REPORTING
ALDERPERSON WARSON WOODS WARD 1 (VOTE FOR ) 1			
01 = JUDITH A. POHL	23	100.00	
02 = INVALID WRITE-IN VOTES	0		
	01	02	
1101 JEF1	23	0	

	VOTES	PERCENT	WITH 1 OF 1 PRECINCTS REPORTING
ALDERPERSON WARSON WOODS WARD 2 (VOTE FOR ) 1			
01 = LAURANCE M. HOWE	21	95.45	
02 = INVALID WRITE-IN VOTES	1	4.55	
	01	02	
1103 JEF3	21	1	

	VOTES	PERCENT	WITH 1 OF 1 PRECINCTS REPORTING
ALDERPERSON WARSON WOODS WARD 3 (VOTE FOR ) 1			
01 = GEORGE R. BRUENNING	28	100.00	
02 = INVALID WRITE-IN VOTES	0		
	01	02	
1104 JEF4	28	0	

	VOTES	PERCENT	WITH 1 OF 1 PRECINCTS REPORTING
ALDERPERSON WARSON WOODS WARD 4 (VOTE FOR ) 1			
01 = MICHAEL J. DELLORCO	39	100.00	
02 = INVALID WRITE-IN VOTES	0		
	01	02	
1105 JEF5	39	0	

WE, THE BOARD OF ELECTION COMMISSIONERS OF ST. LOUIS COUNTY, MISSOURI, ACTING AS THE VERIFICATION BOARD PURSUANT TO 115.507,R.S.Mo 1978, HEREBY CERTIFY THE FOREGOING TO BE A TRUE AND CORRECT ABSTRACT OF VOTES CAST FOR THE CANDIDATES AND ISSUES AT THE GENERAL MUNICIPAL ELECTION HELD IN ST. LOUIS COUNTY, MISSOURI, ON APRIL 8, 2008. IN TESTIMONY WHEREOF, WE HAVE HEREUNTO SET OUR HAND AT OUR OFFICE IN MAPLEWOOD, ST. LOUIS COUNTY, MISSOURI, ON APRIL 21, 2008.

			
JOHN J. DEHL, JR., CHAIRMAN	CHAIM H. ZIMBALIST, SECRETARY	ANITA T. YECKEL, COMMISSIONER	WILLIAM MILLER, JR., COMMISSIONER

ELECTION SUMMARY





GENERAL MUNICIPAL ELECTION  
CITY OF WEBSTER GROVES  
TUESDAY, APRIL 8, 2008

OFFICIAL RESULTS

PERCENT	TOTAL	PERCENT	WITH 13 OF 13 PRECINCTS REPORTING	TOTAL
01 = REGISTERED VOTERS - TOTAL ST. LOUIS CO	17,172			
02 = BALLOTS CAST - TOTAL ST. LOUIS COUNTY	2,598			
	01	02	03	
0521 CLA21, 52	921	106	11.51	
1113 JEF13, 20	1633	197	12.06	
1114 JEF14, 19	1632	254	15.56	
1116 JEF16	638	121	18.97	
1118 JEF18, 24	1742	331	19.00	
1122 JEF22, 25, 26	1222	249	20.38	
1123 JEF23, 47, 48	1273	156	12.25	
1127 JEF27, 28	1230	171	13.90	
1130 JEF30, 42	1719	278	16.17	
1131 JEF31, 44	1764	292	16.55	
1143 JEF43, 45	1466	173	11.80	
1146 JEF46, 49	1331	187	14.05	
1150 JEF50	601	83	13.81	

PERCENT	VOTES	PERCENT	WITH 13 OF 13 PRECINCTS REPORTING	VOTES	
COUNCIL MEMBER WEBSTER GROVES (VOTE FOR ) 3					
01 = DAN BROWN	1,456	21.15			
02 = DEBI SALBERG	1,702	24.73			
03 = KATHY HART	1,961	28.49			
	01	02	03	04	05
0521 CLA21, 52	54	44	74	77	3
1113 JEF13, 20	82	144	155	155	2
1114 JEF14, 19	125	170	201	193	0
1116 JEF16	91	57	86	50	4
1118 JEF18, 24	178	207	261	234	2
1122 JEF22, 25, 26	117	175	162	182	4
1123 JEF23, 47, 48	93	84	121	116	1
1127 JEF27, 28	91	107	117	120	0
1130 JEF30, 42	152	217	212	164	1
1131 JEF31, 44	179	208	231	178	1
1143 JEF43, 45	119	116	130	117	0
1146 JEF46, 49	119	116	144	119	0
1150 JEF50	56	57	67	41	0

WE, THE BOARD OF ELECTION COMMISSIONERS OF ST. LOUIS COUNTY, MISSOURI, ACTING AS THE VERIFICATION BOARD PURSUANT TO 115.507.R.S.Mo 1978, HEREBY CERTIFY THE FOREGOING TO BE A TRUE AND CORRECT ABSTRACT OF VOTES CAST FOR THE CANDIDATES AND ISSUES AT THE GENERAL MUNICIPAL ELECTION HELD IN ST. LOUIS COUNTY, MISSOURI, ON APRIL 8, 2008. IN TESTIMONY WHEREOF, WE HAVE HEREUNTO SET OUR HAND AT OUR OFFICE IN MAPLEWOOD, ST. LOUIS COUNTY, MISSOURI, ON APRIL 21, 2008.

 JOHN J. DEHL, JR., CHAIRMAN  
 CHAIM H. ZIMBALIST, SECRETARY  
 ANITA T. YECKEL, COMMISSIONER  
 WILLIAM MILLER, JR., COMMISSIONER

ELECTION SUMMARY





GENERAL MUNICIPAL ELECTION  
WEBSTER GROVES SCHOOL DISTRICT  
TUESDAY, APRIL 8, 2008

OFFICIAL RESULTS

PERCENT	TOTAL	PERCENT	WITH 27 OF 27 PRECINCTS REPORTING	TOTAL
01 = REGISTERED VOTERS - TOTAL ST. LOUIS CO	24,104			
02 = BALLOTS CAST - TOTAL ST. LOUIS COUNTY	3,281			
	01	02	03	
0521 CLA21,52	921	106	11.51	
0522 CLA22	947	297	31.36	
0523 CLA23,33	1317	70	5.32	
0550 CLA50	625	29	4.64	
0554 CLA54	577	46	7.97	
1101 JEF1	371	23	6.20	
1102 JEF2,40	214	16	7.48	
1103 JEF3	455	24	5.27	
1104 JEF4	366	30	8.20	
1106 JEF6	360	37	10.28	
1107 JEF7,17	528	35	6.63	
1108 JEF8	356	18	5.06	
1110 JEF10	459	38	8.28	
1113 JEF13,20	1633	197	12.06	
1114 JEF14,19	1632	254	15.56	
1116 JEF16	638	121	18.97	
1118 JEF18,24	1742	331	19.00	
1122 JEF22,25,26	1222	249	20.38	
1123 JEF23,47,48	1273	156	12.25	
1127 JEF27,28	1230	171	13.90	
1130 JEF30,42	1719	278	16.17	
1131 JEF31,44	1764	292	16.55	
1135 JEF35	84	1	1.19	
1136 JEF36	273	19	6.96	
1143 JEF43,45	1466	173	11.80	
1146 JEF46,49	1331	187	14.05	
1150 JEF50	601	83	13.81	

PERCENT	WITH 27 OF 27 PRECINCTS REPORTING		VOTES		VOTES
DIRECTOR WEBSTER GROVES SCHOOL DISTRICT	VOTES	PERCENT			
(VOTE FOR ) 3					
01 = JANET HAMILL	2,489	30.93			
02 = AMY OBRIEN	2,449	30.43			
03 = EMERSON E. SMITH	2,144	26.64			
	01	02	03	04	05
0521 CLA21,52	72	63	78	21	3
0522 CLA22	150	149	179	70	1
0523 CLA23,33	48	46	33	29	0
0550 CLA50	20	21	17	9	0
0554 CLA54	22	21	37	13	0
1101 JEF1	16	14	13	8	0
1102 JEF2,40	12	13	7	8	0
1103 JEF3	16	16	14	9	0
1104 JEF4	24	25	19	12	0
1106 JEF6	30	26	19	12	0
1107 JEF7,17	19	25	11	10	1
1108 JEF8	16	15	13	5	1
1110 JEF10	27	24	14	17	0
1113 JEF13,20	166	165	138	50	4
1114 JEF14,19	213	213	178	73	2
1116 JEF16	83	79	62	38	2
1118 JEF18,24	276	251	223	99	1
1122 JEF22,25,26	211	207	174	50	0
1123 JEF23,47,48	132	120	111	44	0
1127 JEF27,28	137	118	112	42	0
1130 JEF30,42	213	228	178	95	1
1131 JEF31,44	236	242	196	83	2
1135 JEF35	1	0	1	1	0
1136 JEF36	10	16	13	10	1
1143 JEF43,45	138	145	123	49	0
1146 JEF46,49	137	142	134	55	1
1150 JEF50	64	65	47	33	1

WE, THE BOARD OF ELECTION COMMISSIONERS OF ST. LOUIS COUNTY, MISSOURI, ACTING AS THE VERIFICATION BOARD PURSUANT TO 115.507,R.S.Mo 1978, HEREBY CERTIFY THE FOREGOING TO BE A TRUE AND CORRECT ABSTRACT OF VOTES CAST FOR THE CANDIDATES AND ISSUES AT THE GENERAL MUNICIPAL ELECTION HELD IN ST. LOUIS COUNTY, MISSOURI, ON APRIL 8, 2008. IN TESTIMONY WHEREOF, WE HAVE HEREUNTO SET OUR HAND AT OUR OFFICE IN MAPLEWOOD, ST. LOUIS COUNTY, MISSOURI, ON APRIL 21, 2008.

 JOHN J. DEHL, JR., CHAIRMAN
  CHAIM H. ZIMBALIST, SECRETARY
  ANITA T. YECKEL, COMMISSIONER
  WILLIAM MILLER, JR., COMMISSIONER

ELECTION SUMMARY

GENERAL MUNICIPAL ELECTION  
CITY OF WELLSTON  
TUESDAY, APRIL 8, 2008

OFFICIAL RESULTS





		TOTAL	PERCENT	WITH 3 OF 3 PRECINCTS REPORTING		TOTAL
PERCENT						
01 = REGISTERED VOTERS - TOTAL ST. LOUIS CO		967			03 = VOTER TURNOUT - TOTAL ST. LOUIS COUNTY	19.75
02 = BALLOTS CAST - TOTAL ST. LOUIS COUNTY		191				
		01	02	03		
2707 UNV7		434	71.16	36		
2709 UNV9		310	92.29	68		
2711 UNV11		223	28.12	56		

		VOTES	PERCENT	WITH 1 OF 1 PRECINCTS REPORTING		VOTES
PERCENT						
COUNCIL MEMBER WELLSTON WARD 2						
(VOTE FOR ) 1						
01 = WALTER L. COOPER		37	52.86		03 = INVALID WRITE-IN VOTES	0
02 = LEDEL GRIFFIN, SR.		33	47.14			
		01	02	03		
2707 UNV7		37	33	0		

		VOTES	PERCENT	WITH 1 OF 1 PRECINCTS REPORTING		VOTES
PERCENT						
COUNCIL MEMBER WELLSTON WARD 4						
(VOTE FOR ) 1						
01 = LEROY SHUMPERT, SR.		5	5.56		03 = SAMUEL SHANNON	35
02 = LINDA G. WHITFIELD		50	55.56		04 = INVALID WRITE-IN VOTES	0
		01	02	03	04	
2709 UNV9		5	50	35	0	

		WITH 1 OF 1 PRECINCTS REPORTING		VOTES
		VOTES	PERCENT	VOTES
PERCENT				
COUNCIL MEMBER WELLSTON WARD 6				
(VOTE FOR ) 1				
01 = YVONNE L. HAWKINS		19	67.86	
02 = EMMA WARREN		9	32.14	03 = INVALID WRITE-IN VOTES
		01	02	03
2711 UNV11		19	9	0

WE, THE BOARD OF ELECTION COMMISSIONERS OF ST. LOUIS COUNTY, MISSOURI, ACTING AS THE VERIFICATION BOARD PURSUANT TO 115.507 R.S.Mo 1978, HEREBY CERTIFY THE FOREGOING TO BE A TRUE AND CORRECT ABSTRACT OF VOTES CAST FOR THE CANDIDATES AND ISSUES AT THE GENERAL MUNICIPAL ELECTION HELD IN ST. LOUIS COUNTY, MISSOURI, ON APRIL 8, 2008. IN TESTIMONY WHEREOF, WE HAVE HEREUNTO SET OUR HAND AT OUR OFFICE IN MAPLEWOOD, ST. LOUIS COUNTY, MISSOURI, ON APRIL 21, 2008.

JOHN J. DEHL, JR., CHAIRMAN    CHAIM H. ZIMBALIST, SECRETARY    ANITA T. YECKEL, COMMISSIONER    WILLIAM MILLER, JR., COMMISSIONER

ELECTION SUMMARY





GENERAL MUNICIPAL ELECTION  
 WEST OVERLAND EMS & FIRE DIST  
 TUESDAY, APRIL 8, 2008  
 WITH 7 OF 7 PRECINCTS REPORTING

OFFICIAL RESULTS

PERCENT	TOTAL	PERCENT	TOTAL
01 = REGISTERED VOTERS - TOTAL ST. LOUIS CO	4,483	03 = VOTER TURNOUT - TOTAL ST. LOUIS COUNTY	5.26
02 = BALLOTS CAST - TOTAL ST. LOUIS COUNTY	236		
	01	02	03
0104 AP4,28,MID50	1304	50	3.83
0147 AP47	45	1	2.22
1724 MID24,CC57	717	29	4.04
1727 MID27	336	23	6.85
1733 MID33,44,61	594	40	6.73
1735 MID35,60	970	58	5.98
1742 MID42	517	35	6.77

PERCENT	VOTES	PERCENT	VOTES
DIRECTOR WEST OVERLAND EMS AND FIRE DISTRICT			
(VOTE FOR ) 1	172	73.50	
01 = DEBBIE DEAN	61	26.07	
02 = DOLORES C. DIRIE			
	01	02	03
0104 AP4,28,MID50	39	11	0
0147 AP47	1	0	0
1724 MID24,CC57	19	9	1
1727 MID27	16	7	0
1733 MID33,44,61	29	10	0
1735 MID35,60	35	22	0
1742 MID42	33	2	0

WE, THE BOARD OF ELECTION COMMISSIONERS OF ST. LOUIS COUNTY, MISSOURI, ACTING AS THE VERIFICATION BOARD PURSUANT TO 115.507,R.S.Mo 1978, HEREBY CERTIFY THE FOREGOING TO BE A TRUE AND CORRECT ABSTRACT OF VOTES CAST FOR THE CANDIDATES AND ISSUES AT THE GENERAL MUNICIPAL ELECTION HELD IN ST. LOUIS COUNTY, MISSOURI, ON APRIL 8, 2008. IN TESTIMONY WHEREOF, WE HAVE HEREUNTO SET OUR HAND AT OUR OFFICE IN MAPLEWOOD, ST. LOUIS COUNTY, MISSOURI, ON APRIL 21, 2008.

JOHN J. DEHL, JR., CHAIRMAN      CHAIM H. ZIMBALIST, SECRETARY      ANITA T. YECKEL, COMMISSIONER      WILLIAM MILLER, JR., COMMISSIONER



ELECTION SUMMARY


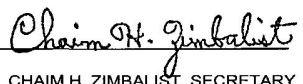


GENERAL MUNICIPAL ELECTION  
VILLAGE OF WESTWOOD  
TUESDAY, APRIL 8, 2008

OFFICIAL RESULTS

		TOTAL	PERCENT	WITH 2 OF 2 PRECINCTS REPORTING		TOTAL
PERCENT						
01 = REGISTERED VOTERS - TOTAL ST. LOUIS CO		236			03 = VOTER TURNOUT - TOTAL ST. LOUIS COUNTY	3.81
02 = BALLOTS CAST - TOTAL ST. LOUIS COUNTY		9				
	01	02	03			
1870 MR70,72	102	5	4.90			
1871 MR71,74	134	4	2.99			

		VOTES	PERCENT	WITH 2 OF 2 PRECINCTS REPORTING		VOTES
PERCENT						
TRUSTEE WESTWOOD (VOTE FOR ) 2						
01 = FREDERICK J. BERGER		1	9.09			
02 = REED SHAFER		9	81.82	03 = INVALID WRITE-IN VOTES		1 9.09
	01	02	03			
1870 MR70,72	1	5	0			
1871 MR71,74	0	4	1			

WE, THE BOARD OF ELECTION COMMISSIONERS OF ST. LOUIS COUNTY, MISSOURI, ACTING AS THE VERIFICATION BOARD PURSUANT TO 115.507,R.S.Mo 1978, HEREBY CERTIFY THE FOREGOING TO BE A TRUE AND CORRECT ABSTRACT OF VOTES CAST FOR THE CANDIDATES AND ISSUES AT THE GENERAL MUNICIPAL ELECTION HELD IN ST. LOUIS COUNTY, MISSOURI, ON APRIL 8, 2008. IN TESTIMONY WHEREOF, WE HAVE HEREUNTO SET OUR HAND AT OUR OFFICE IN MAPLEWOOD, ST. LOUIS COUNTY, MISSOURI, ON APRIL 21, 2008.

			
JOHN J. DEHL, JR., CHAIRMAN	CHAIM H. ZIMBALIST, SECRETARY	ANITA T. YECKEL, COMMISSIONER	WILLIAM MILLER, JR., COMMISSIONER

ELECTION SUMMARY





GENERAL MUNICIPAL ELECTION  
VILLAGE OF WILBUR PARK  
TUESDAY, APRIL 8, 2008

OFFICIAL RESULTS

PERCENT	TOTAL	PERCENT	WITH 1 OF 1 PRECINCTS REPORTING	TOTAL
01 = REGISTERED VOTERS - TOTAL ST. LOUIS CO	340			
02 = BALLOTS CAST - TOTAL ST. LOUIS COUNTY	19			
	01	02	03	
0634 CON34	340	19	5.59	

PERCENT	VOTES	PERCENT	WITH 1 OF 1 PRECINCTS REPORTING	VOTES
TRUSTEE WILBUR PARK (VOTE FOR ) 2				
01 = VERNON FOERSTEL	17	50.00		
02 = J.C. WHEELER	17	50.00		
	01	02	03	
0634 CON34	17	17	0	

WE, THE BOARD OF ELECTION COMMISSIONERS OF ST. LOUIS COUNTY, MISSOURI, ACTING AS THE VERIFICATION BOARD PURSUANT TO 115.507,R.S.Mo 1978, HEREBY CERTIFY THE FOREGOING TO BE A TRUE AND CORRECT ABSTRACT OF VOTES CAST FOR THE CANDIDATES AND ISSUES AT THE GENERAL MUNICIPAL ELECTION HELD IN ST. LOUIS COUNTY, MISSOURI, ON APRIL 8, 2008. IN TESTIMONY WHEREOF, WE HAVE HEREUNTO SET OUR HAND AT OUR OFFICE IN MAPLEWOOD, ST. LOUIS COUNTY, MISSOURI, ON APRIL 21, 2008.

			
JOHN J. DEHL, JR., CHAIRMAN	CHAIM H. ZIMBALIST, SECRETARY	ANITA T. YECKEL, COMMISSIONER	WILLIAM MILLER, JR., COMMISSIONER

ELECTION SUMMARY

GENERAL MUNICIPAL ELECTION  
CITY OF WILDWOOD  
TUESDAY, APRIL 8, 2008

OFFICIAL RESULTS

WITH 27 OF 27 PRECINCTS REPORTING

PERCENT	TOTAL	PERCENT	TOTAL
01 = REGISTERED VOTERS - TOTAL ST. LOUIS CO	24,121		
02 = BALLOTS CAST - TOTAL ST. LOUIS COUNTY	5,249		
	01	02	03
0401 CHE1	616	147	23.86
0405 CHE5,6,17	1182	269	22.76
0407 CHE7	825	187	22.67
0413 CHE13,26	1977	424	21.45
0420 CHE20,25,29,WH22	1742	407	23.36
0424 CHE24	332	85	25.60
0427 CHE27,35,55	538	146	27.14
0428 CHE28	1259	318	25.26
0434 CHE34,53	1194	303	25.38
0438 CHE38,39,49,WH3	539	120	22.26
0440 CHE40	383	70	18.28
0443 CHE43,50,51,54,MER2,4,5	1529	329	21.52
1503 MER3,26	792	185	23.36
1508 MER8,53	807	114	14.13
1535 MER35	9	1	11.11
2802 WH2,MER28	375	88	23.47
2804 WH4,10,12	485	126	25.98
2805 WH5,7	247	54	21.86
2808 WH8	1317	298	22.63
2809 WH9	1844	401	21.75
2813 WH13	857	158	18.44
2814 WH14	444	103	23.20
2818 WH18	179	7	3.91
2819 WH19	584	98	16.78
2820 WH20	1010	202	20.00
2821 WH21	1306	202	15.47
2823 WH23,26,CHE21	1749	407	23.27

WITH 27 OF 27 PRECINCTS REPORTING

PERCENT	VOTES	PERCENT	VOTES
MAYOR WILDWOOD			
(VOTE FOR ) 1			
01 = TIMOTHY D. (TIM) WOERTHER	3,330	65.68	
02 = ED MARSHALL	1,734	34.20	
	01	02	03
0401 CHE1	110	24	0
0405 CHE5,6,17	186	69	1
0407 CHE7	146	40	0
0413 CHE13,26	185	226	1
0420 CHE20,25,29,WH22	279	114	0
0424 CHE24	56	27	0
0427 CHE27,35,55	110	35	0
0428 CHE28	217	86	0
0434 CHE34,53	206	91	0
0438 CHE38,39,49,WH3	77	41	0
0440 CHE40	51	18	0
0443 CHE43,50,51,54,MER2,4,5	217	99	1
1503 MER3,26	149	31	0
1508 MER8,53	78	29	1
1535 MER35	1	0	0
2802 WH2,MER28	70	16	0
2804 WH4,10,12	80	45	0
2805 WH5,7	37	17	0
2808 WH8	181	102	0
2809 WH9	237	148	1
2813 WH13	91	59	0
2814 WH14	55	45	0
2818 WH18	5	2	0
2819 WH19	68	23	1
2820 WH20	130	69	0
2821 WH21	114	74	0
2823 WH23,26,CHE21	194	204	0

WITH 4 OF 4 PRECINCTS REPORTING

PERCENT	VOTES	PERCENT	VOTES
COUNCIL MEMBER WILDWOOD WARD 1			
(VOTE FOR ) 1			
01 = BART COHN	590	99.16	
02 = INVALID WRITE-IN VOTES	5	.84	
	01	02	
0401 CHE1	101	1	
0407 CHE7	148	0	
0427 CHE27,35,55	111	2	
0434 CHE34,53	230	2	

WITH 2 OF 2 PRECINCTS REPORTING

PERCENT	VOTES	PERCENT	VOTES
COUNCIL MEMBER WILDWOOD WARD 2			
(VOTE FOR ) 1			
01 = HOLLY PARKS	367	53.03	
02 = CAROL MURPHY	324	46.82	
	01	02	03
0413 CHE13,26	286	100	1
0428 CHE28	81	224	0

WITH 3 OF 3 PRECINCTS REPORTING

PERCENT	VOTES	PERCENT	VOTES
COUNCIL MEMBER WILDWOOD WARD 3			
(VOTE FOR ) 1			
01 = TAMMY SHEA	342	49.93	
02 = HARRY LEMAY	341	49.78	
			03 = INVALID WRITE-IN VOTES
			2 .29

	01	02	03
0405 CHE5,6,17	125	108	2
0420 CHE20,25,29,WH22	172	212	0
0440 CHE40	45	21	0

=====				WITH 4 OF 4 PRECINCTS REPORTING			
PERCENT		VOTES	PERCENT		VOTES		
COUNCIL MEMBER WILDWOOD WARD 4							
(VOTE FOR ) 1							
01 = KATIE M. DODWELL		277	49.29				
02 = JEAN VEDVIG		284	50.53	03 = INVALID WRITE-IN VOTES	1	.18	

	01	02	03
0424 CHE24	24	57	0
2818 WH18	5	2	0
2819 WH19	39	46	1
2823 WH23,26,CHE21	209	179	0

=====				WITH 2 OF 2 PRECINCTS REPORTING			
COUNCIL MEMBER WILDWOOD WARD 5		VOTES	PERCENT				
(VOTE FOR ) 1							
01 = NICK ROPOLO		312	99.68				
02 = INVALID WRITE-IN VOTES		1	.32				

	01	02
2820 WH20	153	1
2821 WH21	159	0

=====				WITH 5 OF 5 PRECINCTS REPORTING			
COUNCIL MEMBER WILDWOOD WARD 6		VOTES	PERCENT				
(VOTE FOR ) 1							
01 = DAVID M. SEWELL		539	99.26				
02 = INVALID WRITE-IN VOTES		4	.74				

	01	02
0438 CHE38,39,49,WH3	89	1
0443 CHE43,50,51,54,MER2,4,5	238	3
1503 MER3,26	150	0
1535 MER35	1	0
2802 WH2,MER28	61	0

=====				WITH 3 OF 3 PRECINCTS REPORTING			
COUNCIL MEMBER WILDWOOD WARD 7		VOTES	PERCENT				
(VOTE FOR ) 1							
01 = BRUCE COLELLA		435	98.64				
02 = INVALID WRITE-IN VOTES		6	1.36				

	01	02
2808 WH8	216	3
2813 WH13	131	3
2814 WH14	88	0

=====				WITH 4 OF 4 PRECINCTS REPORTING			
PERCENT		VOTES	PERCENT		VOTES		
COUNCIL MEMBER WILDWOOD WARD 8							
(VOTE FOR ) 1							
01 = MICK REHG		156	27.56	03 = M. MARJORIE (MARGIE) THORNTON	124	21.91	
02 = HOLLY FERRIS		284	50.18	04 = INVALID WRITE-IN VOTES	2	.35	

	01	02	03	04
1508 MER8,53	20	43	21	0
2804 WH4,10,12	46	44	26	0
2805 WH5,7	6	32	7	0
2809 WH9	84	165	70	2

=====				WITH 27 OF 27 PRECINCTS REPORTING			
PROPOSITION 1 WILDWOOD		VOTES	PERCENT				
**CHARTER AMEND-COUNCIL VACANCIES**							
(VOTE FOR ) 1							
01 = YES		3,302	75.22				
02 = NO		1,088	24.78				

	01	02
0401 CHE1	73	35
0405 CHE5,6,17	165	58
0407 CHE7	113	39
0413 CHE13,26	275	85
0420 CHE20,25,29,WH22	269	72
0424 CHE24	59	13
0427 CHE27,35,55	96	36
0428 CHE28	197	66
0434 CHE34,53	184	72
0438 CHE38,39,49,WH3	79	27
0440 CHE40	45	10
0443 CHE43,50,51,54,MER2,4,5	196	84
1503 MER3,26	127	33
1508 MER8,53	65	27
1535 MER35	1	0
2802 WH2,MER28	51	18
2804 WH4,10,12	70	44
2805 WH5,7	33	10
2808 WH8	174	58
2809 WH9	262	72
2813 WH13	109	26
2814 WH14	73	20
2818 WH18	5	2
2819 WH19	57	25
2820 WH20	137	40
2821 WH21	120	45
2823 WH23,26,CHE21	267	71


WITH 27 OF 27 PRECINCTS REPORTING  
 VOTES PERCENT  
 PROPOSITION 2 WILDWOOD  
 \*\*CHARTER AMEND-APPOINTMENTS\*\*  
 (VOTE FOR ) 1  
 01 = YES  
 02 = NO

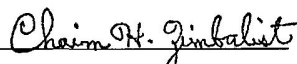
	01	02
0401 CHE1	79	30
0405 CHE5,6,17	160	61
0407 CHE7	115	39
0413 CHE13,26	272	84
0420 CHE20,25,29,WH22	257	76
0424 CHE24	57	15
0427 CHE27,35,55	97	32
0428 CHE28	198	65
0434 CHE34,53	178	80
0438 CHE38,39,49,WH3	80	27
0440 CHE40	43	12
0443 CHE43,50,51,54,MER2,4,5	191	86
1503 MER3,26	125	34
1508 MER8,53	64	27
1535 MER35	1	0
2802 WH2,MER28	49	20
2804 WH4,10,12	70	43
2805 WH5,7	31	11
2808 WH8	172	62
2809 WH9	261	72
2813 WH13	110	24
2814 WH14	75	16
2818 WH18	5	2
2819 WH19	55	25
2820 WH20	131	44
2821 WH21	116	48
2823 WH23,26,CHE21	266	73

WITH 27 OF 27 PRECINCTS REPORTING  
 VOTES PERCENT  
 PROPOSITION 3 WILDWOOD  
 \*\*CHARTER AMEND-CITY COUNCIL VANCANCIES\*\*  
 (VOTE FOR ) 1  
 01 = YES  
 02 = NO


	01	02
0401 CHE1	90	29
0405 CHE5,6,17	175	55
0407 CHE7	115	41
0413 CHE13,26	283	86
0420 CHE20,25,29,WH22	279	71
0424 CHE24	59	15
0427 CHE27,35,55	96	34
0428 CHE28	216	56
0434 CHE34,53	186	75
0438 CHE38,39,49,WH3	82	26
0440 CHE40	39	15
0443 CHE43,50,51,54,MER2,4,5	193	86
1503 MER3,26	128	33
1508 MER8,53	74	25
1535 MER35	1	0
2802 WH2,MER28	51	21
2804 WH4,10,12	72	42
2805 WH5,7	33	11
2808 WH8	181	64
2809 WH9	276	78
2813 WH13	112	30
2814 WH14	75	20
2818 WH18	5	2
2819 WH19	59	23
2820 WH20	140	40
2821 WH21	129	47
2823 WH23,26,CHE21	268	75

WE, THE BOARD OF ELECTION COMMISSIONERS OF ST. LOUIS COUNTY, MISSOURI, ACTING AS THE VERIFICATION BOARD PURSUANT TO 115.507.R.S.Mo 1978, HEREBY CERTIFY THE FOREGOING TO BE A TRUE AND CORRECT ABSTRACT OF VOTES CAST FOR THE CANDIDATES AND ISSUES AT THE GENERAL MUNICIPAL ELECTION HELD IN ST. LOUIS COUNTY, MISSOURI, ON APRIL 8, 2008. IN TESTIMONY WHEREOF, WE HAVE HEREUNTO SET OUR HAND AT OUR OFFICE IN MAPLEWOOD, ST. LOUIS COUNTY, MISSOURI, ON APRIL 21, 2008.

  
 JOHN J. DEHL, JR., CHAIRMAN

  
 CHAIM H. ZIMBALIST, SECRETARY

  
 ANITA T. YECKEL, COMMISSIONER

  
 WILLIAM MILLER, JR., COMMISSIONER

ELECTION SUMMARY

GENERAL MUNICIPAL ELECTION  
CITY OF WINCHESTER  
TUESDAY, APRIL 8, 2008


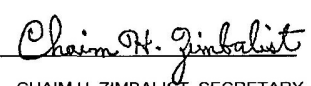
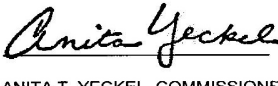

OFFICIAL RESULTS

		TOTAL	PERCENT	WITH 3 OF 3 PRECINCTS REPORTING		TOTAL
PERCENT						
01 = REGISTERED VOTERS - TOTAL ST. LOUIS CO		944		03 = VOTER TURNOUT - TOTAL ST. LOUIS COUNTY		12.82
02 = BALLOTS CAST - TOTAL ST. LOUIS COUNTY		121				
	01	02	03			
2326 QUE26,WH49	428	31	7.24			
2327 QUE27,WH50	286	33	11.54			
2851 WH51	230	57	24.78			

		VOTES	PERCENT	WITH 2 OF 2 PRECINCTS REPORTING		VOTES
ALDERPERSON WINCHESTER WARD 1 (VOTE FOR ) 1						
01 = KARL W. KOEB		46	51.69	03 = FRED O. BRENNER	11	12.36
02 = THOMAS P. HENNESSY		32	35.96	04 = INVALID WRITE-IN VOTES	0	
	01	02	03	04		
2327 QUE27,WH50	11	16	6	0		
2851 WH51	35	16	5	0		

		VOTES	PERCENT	WITH 1 OF 1 PRECINCTS REPORTING	
ALDERPERSON WINCHESTER WARD 2 (VOTE FOR ) 1					
01 = KEVIN S. JOHNSON		28	96.55		
02 = INVALID WRITE-IN VOTES		1	3.45		
	01	02			
2326 QUE26,WH49	28	1			

WE, THE BOARD OF ELECTION COMMISSIONERS OF ST. LOUIS COUNTY, MISSOURI, ACTING AS THE VERIFICATION BOARD PURSUANT TO 115.507,R.S.Mo 1978, HEREBY CERTIFY THE FOREGOING TO BE A TRUE AND CORRECT ABSTRACT OF VOTES CAST FOR THE CANDIDATES AND ISSUES AT THE GENERAL MUNICIPAL ELECTION HELD IN ST. LOUIS COUNTY, MISSOURI, ON APRIL 8, 2008. IN TESTIMONY WHEREOF, WE HAVE HEREUNTO SET OUR HAND AT OUR OFFICE IN MAPLEWOOD, ST. LOUIS COUNTY, MISSOURI, ON APRIL 21, 2008.

			
JOHN J. DEHL, JR., CHAIRMAN	CHAIM H. ZIMBALIST, SECRETARY	ANITA T. YECKEL, COMMISSIONER	WILLIAM MILLER, JR., COMMISSIONER