

AFFTON SCHOOL DISTRICT

GENERAL MUNICIPAL ELECTION  
ST. LOUIS COUNTY, MISSOURI  
TUESDAY, APRIL 5, 2011

OFFICIAL FINAL RESULTS

01 = REGISTERED VOTERS - TOTAL  
02 = BALLOTS CAST - TOTAL

TOTAL PERCENT  
17,423  
2,791

WITH 23 OF 23 PRECINCTS REPORTING

03 = VOTER TURNOUT - TOTAL

TOTAL PERCENT  
16.02

	01	02	03
0604 CON4,6,44	1592	209	13.13
0607 CON7,40	168	55	32.74
0608 CON8,27,39	1400	213	15.21
0609 CON9	1083	136	12.56
0619 CON19	12	4	33.33
0635 CON35	278	100	35.97
0636 CON36	394	73	18.53
0638 CON38	153	28	18.30
0641 CON41	117	46	39.32
0907 GRA7,19,20,54	1832	217	11.84
0913 GRA13	280	82	29.29
0915 GRA15,30,35	1396	249	17.84
0916 GRA16,21,23,31	1903	229	12.03
0918 GRA18,34,37	1212	165	13.61
0922 GRA22,38	1785	275	15.41
0933 GRA33,42 JEF41	1013	112	11.06
0939 GRA39	91	11	12.09
0956 GRA56	111	13	11.71
1109 JEF9	235	79	33.62
1111 JEF11	335	53	15.82
1112 JEF12,21 GRA40	605	179	29.59
1115 JEF15	494	126	25.51
1129 JEF29,38	934	137	14.67

DIRECTOR AFFTON SCHOOL DISTRICT	VOTES	PERCENT	WITH 23 OF 23 PRECINCTS REPORTING	VOTES	PERCENT
(Vote for ) 3					
01 = THOMAS J. BELLAVIA	1,470	23.94			
02 = SUSAN CASALEGGI	1,821	29.66	04 = KEITH E. STIEFVATER	1,255	20.44
03 = MIKE ALEXANDER	1,574	25.64	05 = INVALID WRITE-IN	20	.33

	01	02	03	04	05
0604 CON4,6,44	116	159	124	102	0
0607 CON7,40	28	31	24	14	2
0608 CON8,27,39	114	142	127	111	1
0609 CON9	66	98	82	67	0
0619 CON19	1	0	0	0	0
0635 CON35	45	53	47	31	2
0636 CON36	38	57	38	31	0
0638 CON38	16	22	13	16	0
0641 CON41	25	26	21	17	2
0907 GRA7,19,20,54	122	149	123	104	1
0913 GRA13	39	58	49	39	0
0915 GRA15,30,35	145	154	144	119	1
0916 GRA16,21,23,31	109	141	130	102	6
0918 GRA18,34,37	100	113	104	83	1
0922 GRA22,38	198	196	173	145	0
0933 GRA33,42 JEF41	63	71	69	47	2
0939 GRA39	4	8	8	4	0
0956 GRA56	8	8	7	8	0
1109 JEF9	32	42	45	20	1
1111 JEF11	21	31	29	20	0
1112 JEF12,21 GRA40	74	109	88	76	0
1115 JEF15	58	79	65	49	0
1129 JEF29,38	48	74	64	50	1

WE, THE BOARD OF ELECTION COMMISSIONERS OF ST. LOUIS COUNTY, MISSOURI, ACTING AS THE VERIFICATION BOARD PURSUANT TO 115.507,R.S.Mo 1978, HEREBY CERTIFY THE FOREGOING TO BE A TRUE AND CORRECT ABSTRACT OF VOTES CAST FOR THE CANDIDATES AND ISSUES AT THE GENERAL MUNICIPAL ELECTION HELD IN ST. LOUIS COUNTY, MISSOURI, ON APRIL 5, 2011. IN TESTIMONY WHEREOF, WE HAVE HEREUNTO SET OUR HAND AT OUR OFFICE IN MAPLEWOOD, ST. LOUIS COUNTY, MISSOURI, ON APRIL 19, 2011.

*Richard H. Kellett*  
RICHARD H. KELLETT, CHAIRMAN

*Julie R. Jones*  
JULIE R. JONES, SECRETARY

*Anita Yeckel*  
ANITA T. YECKEL, COMMISSIONER

*f. Pluemer*  
ANN PLUEMER, COMMISSIONER

01 = REGISTERED VOTERS - TOTAL  
02 = BALLOTS CAST - TOTAL

TOTAL PERCENT  
21,994  
3,841

WITH 31 OF 31 PRECINCTS REPORTING

03 = VOTER TURNOUT - TOTAL

TOTAL PERCENT  
17.46

	01	02	03
1204 LAF4,15	1290	209	16.20
1205 LAF5	1346	197	14.64
1213 LAF13	276	29	10.51
1216 LAF16	554	80	14.44
1217 LAF17	392	75	19.13
1218 LAF18,20	1100	244	22.18
1219 LAF19,22	572	75	13.11
1221 LAF21	280	74	26.43
1223 LAF23	439	95	21.64
1224 LAF24,40	490	124	25.31
1225 LAF25,36	462	99	21.43
1227 LAF27	1307	232	17.75
1234 LAF34	59	17	28.81
1235 LAF35	194	53	27.32
1238 LAF38	1028	183	17.80
1239 LAF39,44	1574	320	20.33
1243 LAF43	370	136	36.76
1512 MER12,50	1207	199	16.49
1527 MER27	417	38	9.11
1533 MER33	397	33	8.31
1534 MER34 WH43	1020	186	18.24
1536 MER36	961	113	11.76
1549 MER49	757	116	15.32
2815 WH15	584	104	17.81
2824 WH24	544	63	11.58
2829 WH29	239	19	7.95
2833 WH33	333	33	9.91
2834 WH34	1644	289	17.58
2844 WH44	185	26	14.05
2845 WH45,47,48	1401	296	21.13
2846 WH46	572	84	14.69

WITH 31 OF 31 PRECINCTS REPORTING

MAYOR BALLWIN

VOTES PERCENT

(Vote for ) 1  
01 = TIM POGUE  
02 = CHARLES C. McCLOSKEY(390) W/I VOTES OF

3,003 87.09  
445 12.91

	01	02
1204 LAF4,15	169	21
1205 LAF5	156	21
1213 LAF13	18	4
1216 LAF16	65	6
1217 LAF17	67	3
1218 LAF18,20	225	4
1219 LAF19,22	57	5
1221 LAF21	65	6
1223 LAF23	76	7
1224 LAF24,40	96	18
1225 LAF25,36	77	8
1227 LAF27	189	21
1234 LAF34	1	14
1235 LAF35	9	38
1238 LAF38	145	20
1239 LAF39,44	221	54
1243 LAF43	22	100
1512 MER12,50	171	8
1527 MER27	34	1
1533 MER33	22	4
1534 MER34 WH43	158	9
1536 MER36	93	8
1549 MER49	99	7
2815 WH15	82	8
2824 WH24	55	4
2829 WH29	16	1
2833 WH33	25	4
2834 WH34	239	19
2844 WH44	21	3
2845 WH45,47,48	259	16
2846 WH46	71	3

WITH 7 OF 7 PRECINCTS REPORTING

ALDERPERSON BALLWIN WARD 1

VOTES PERCENT

(Vote for ) 1  
01 = RAJ M. SAJID  
02 = JIMMY TERBROCK

252 28.87  
620 71.02

03 = INVALID WRITE-IN

1 .11

	01	02	03
1213 LAF13	9	20	0
1218 LAF18,20	79	159	0
1219 LAF19,22	27	41	0
1221 LAF21	17	55	0
2815 WH15	35	67	0
2845 WH45,47,48	62	222	1
2846 WH46	23	56	0

WITH 7 OF 7 PRECINCTS REPORTING

ALDERPERSON BALLWIN WARD 2

VOTES PERCENT

VOTES PERCENT

(Vote for ) 1  
 01 = PAT McDERMOTT  
 02 = MARK A. HARDER

483 48.35  
 514 51.45

03 = INVALID WRITE-IN

2 .20

	01	02	03
1223 LAF23	53	36	0
1238 LAF38	98	75	0
1239 LAF39,44	144	158	2
1243 LAF43	12	121	0
1534 MER34 WH43	94	76	0
1536 MER36	66	39	0
2844 WH44	16	9	0

WITH 9 OF 9 PRECINCTS REPORTING

ALDERPERSON BALLWIN WARD 3  
 (Vote for ) 1  
 01 = JIM LEAHY  
 02 = INVALID WRITE-IN

VOTES PERCENT  
 853 97.15  
 25 2.85

	01	02
1204 LAF4,15	174	2
1205 LAF5	167	5
1216 LAF16	64	1
1217 LAF17	67	1
1224 LAF24,40	101	4
1225 LAF25,36	81	2
1227 LAF27	171	4
1234 LAF34	5	4
1235 LAF35	23	2

WITH 8 OF 8 PRECINCTS REPORTING

ALDERPERSON BALLWIN WARD 4  
 (Vote for ) 1  
 01 = RAY LEMBKE  
 02 = KEN MELLOW

VOTES PERCENT  
 322 45.67  
 379 53.76

03 = INVALID WRITE-IN

VOTES PERCENT  
 4 .57

	01	02	03
1512 MER12,50	65	116	0
1527 MER27	18	12	0
1533 MER33	11	16	0
1549 MER49	51	54	1
2824 WH24	32	24	0
2829 WH29	10	6	0
2833 WH33	14	17	0
2834 WH34	121	134	3

WE, THE BOARD OF ELECTION COMMISSIONERS OF ST. LOUIS COUNTY, MISSOURI, ACTING AS THE VERIFICATION BOARD PURSUANT TO 115.507,R.S.Mo 1978, HEREBY CERTIFY THE FOREGOING TO BE A TRUE AND CORRECT ABSTRACT OF VOTES CAST FOR THE CANDIDATES AND ISSUES AT THE GENERAL MUNICIPAL ELECTION HELD IN ST. LOUIS COUNTY, MISSOURI, ON APRIL 5, 2011. IN TESTIMONY WHEREOF, WE HAVE HEREUNTO SET OUR HAND AT OUR OFFICE IN MAPLEWOOD, ST. LOUIS COUNTY, MISSOURI, ON APRIL 19, 2011.

*Richard H. Kellett*  
 RICHARD H. KELLETT, CHAIRMAN

*Julie R. Jones*  
 JULIE R. JONES, SECRETARY

*Anita T. Yeckel*  
 ANITA T. YECKEL, COMMISSIONER

*Ann Pluemer*  
 ANN PLUEMER, COMMISSIONER

01 = REGISTERED VOTERS - TOTAL  
02 = BALLOTS CAST - TOTAL

TOTAL PERCENT  
496  
107

WITH 4 OF 4 PRECINCTS REPORTING

03 = VOTER TURNOUT - TOTAL

TOTAL PERCENT  
21.57

	01	02	03
1425 LEM25	85	25	29.41
1426 LEM26	147	24	16.33
1427 LEM27	123	29	23.58
1428 LEM28	141	29	20.57

WITH 2 OF 2 PRECINCTS REPORTING

ALDERPERSON BELLA VILLA WARD 1  
(Vote for ) 1  
01 = JOHN FRANKLIN  
02 = INVALID WRITE-IN

VOTES PERCENT  
42 97.67  
1 2.33

	01	02
1425 LEM25	21	1
1426 LEM26	21	0

WITH 1 OF 1 PRECINCTS REPORTING

ALDERPERSON BELLA VILLA WARD 2  
(Vote for ) 1  
01 = STEVE L. GREY  
02 = INVALID WRITE-IN

VOTES PERCENT  
25 100.00  
0

	01	02
1427 LEM27	25	0

WITH 1 OF 1 PRECINCTS REPORTING

ALDERPERSON BELLA VILLA WARD 3  
(Vote for ) 1  
01 = MARY KAREN SIKORSKI  
02 = INVALID WRITE-IN

VOTES PERCENT  
29 100.00  
0

	01	02
1428 LEM28	29	0

WE, THE BOARD OF ELECTION COMMISSIONERS OF ST. LOUIS COUNTY, MISSOURI, ACTING AS THE VERIFICATION BOARD PURSUANT TO 115.507, R.S.Mo 1978, HEREBY CERTIFY THE FOREGOING TO BE A TRUE AND CORRECT ABSTRACT OF VOTES CAST FOR THE CANDIDATES AND ISSUES AT THE GENERAL MUNICIPAL ELECTION HELD IN ST. LOUIS COUNTY, MISSOURI, ON APRIL 5, 2011. IN TESTIMONY WHEREOF, WE HAVE HEREUNTO SET OUR HAND AT OUR OFFICE IN MAPLEWOOD, ST. LOUIS COUNTY, MISSOURI, ON APRIL 19, 2011.

*Richard H. Kellett*  
RICHARD H. KELLETT, CHAIRMAN

*Julie R. Jones*  
JULIE R. JONES, SECRETARY

*Anita T. Yeckel*  
ANITA T. YECKEL, COMMISSIONER

*Ann Pluemer*  
ANN PLUEMER, COMMISSIONER

	TOTAL			PERCENT		03 = VOTER TURNOUT - TOTAL	TOTAL	PERCENT
	01	02	03					
01 = REGISTERED VOTERS - TOTAL								
02 = BALLOTS CAST - TOTAL								
	964	239	24.79					
2412 SF12,19,28	1860	422	22.69					
2413 SF13,14,23	2019	570	28.23					
2415 SF15,16,35	1190	302	25.38					
2418 SF18,20	1211	297	24.53					
2425 SF25	143	34	23.78					
2426 SF26,36,40								

	VOTES						PERCENT		WITH 6 OF 6 PRECINCTS REPORTING	VOTES	PERCENT
	01	02	03	04	05	06					
MAYOR BELLEFONTAINE NEIGHBORS											
(Vote for ) 1											
01 = ANTHONY SMITH				186	10.03				04 = AUDREY HOLLIS	395	21.29
02 = ROBERT J. DOERR				749	40.38				05 = BENJAMIN M. BROADNAX	205	11.05
03 = SHIRLEY D. PARO				320	17.25				06 = INVALID WRITE-IN	0	
2412 SF12,19,28	28	121	31	37	20	0					
2413 SF13,14,23	83	111	30	154	44	0					
2415 SF15,16,35	34	197	156	118	62	0					
2418 SF18,20	31	146	40	43	40	0					
2425 SF25	10	151	59	41	34	0					
2426 SF26,36,40	0	23	4	2	5	0					

WE, THE BOARD OF ELECTION COMMISSIONERS OF ST. LOUIS COUNTY, MISSOURI, ACTING AS THE VERIFICATION BOARD PURSUANT TO 115.507, R.S. MO 1978, HEREBY CERTIFY THE FOREGOING TO BE A TRUE AND CORRECT ABSTRACT OF VOTES CAST FOR THE CANDIDATES AND ISSUES AT THE GENERAL MUNICIPAL ELECTION HELD IN ST. LOUIS COUNTY, MISSOURI, ON APRIL 5, 2011. IN TESTIMONY WHEREOF, WE HAVE HEREUNTO SET OUR HAND AT OUR OFFICE IN MAPLEWOOD, ST. LOUIS COUNTY, MISSOURI, ON APRIL 19, 2011.

*Richard H. Kellett*  
RICHARD H. KELLETT, CHAIRMAN

*Julie R. Jones*  
JULIE R. JONES, SECRETARY

*Anita T. Yeckel*  
ANITA T. YECKEL, COMMISSIONER

*Ann Pluemer*  
ANN PLUEMER, COMMISSIONER

CITY OF BELLERIVE ACRES

GENERAL MUNICIPAL ELECTION  
ST. LOUIS COUNTY, MISSOURI  
TUESDAY, APRIL 5, 2011

OFFICIAL FINAL RESULTS

01 = REGISTERED VOTERS - TOTAL  
02 = BALLOTS CAST - TOTAL

TOTAL PERCENT  
172 84

WITH 1 OF 1 PRECINCTS REPORTING

03 = VOTER TURNOUT - TOTAL

TOTAL PERCENT  
48.84

-----  
01 02 03  
-----  
172 . 84 48.84  
-----

1914 NOR14

TRUSTEE BELLERIVE ACRES  
(Vote for ) 2  
01 = THOMAS KIELY  
02 = ANN KNAPP

VOTES PERCENT  
59 45.74  
66 51.16

WITH 1 OF 1 PRECINCTS REPORTING

03 = INVALID WRITE-IN

VOTES PERCENT  
4 3.10

-----  
01 02 03  
-----  
59 66 4  
-----

1914 NOR14

BELLERIVE ACRES-PROPOSITION A  
\*\*BUSINESS LICENSE FEE\*\*  
(Vote for ) 1  
01 = YES  
02 = NO

VOTES PERCENT  
64 78.05  
18 21.95

WITH 1 OF 1 PRECINCTS REPORTING

-----  
01 02  
-----  
64 18  
-----

1914 NOR14

WE, THE BOARD OF ELECTION COMMISSIONERS OF ST. LOUIS COUNTY, MISSOURI, ACTING AS THE VERIFICATION BOARD PURSUANT TO 115.507, R.S. MO 1978, HEREBY CERTIFY THE FOREGOING TO BE A TRUE AND CORRECT ABSTRACT OF VOTES CAST FOR THE CANDIDATES AND ISSUES AT THE GENERAL MUNICIPAL ELECTION HELD IN ST. LOUIS COUNTY, MISSOURI, ON APRIL 5, 2011. IN TESTIMONY WHEREOF, WE HAVE HEREUNTO SET OUR HAND AT OUR OFFICE IN MAPLEWOOD, ST. LOUIS COUNTY, MISSOURI, ON APRIL 19, 2011.

*Richard H. Kellett*  
RICHARD H. KELLETT, CHAIRMAN

*Julie R. Jones*  
JULIE R. JONES, SECRETARY

*Anita Yeckel*  
ANITA T. YECKEL, COMMISSIONER

*f. Pluemmer*  
ANN PLUEMER, COMMISSIONER

VILLAGE OF BEL-NOR

GENERAL MUNICIPAL ELECTION  
ST. LOUIS COUNTY, MISSOURI  
TUESDAY, APRIL 5, 2011

OFFICIAL FINAL RESULTS

01 = REGISTERED VOTERS - TOTAL  
02 = BALLOTS CAST - TOTAL

TOTAL PERCENT  
1,213  
405

WITH 1 OF 1 PRECINCTS REPORTING

03 = VOTER TURNOUT - TOTAL

TOTAL PERCENT  
33.39

01	02	03
1213	405	33.39

1915 NOR15

TRUSTEE BEL-NOR  
(Vote for ) 3

01 = ROBERT (BOB) DIMMITT  
02 = WALT NELSON  
03 = KEVIN E. BUCHEK

VOTES	PERCENT
214	21.38
236	23.58
302	30.17

WITH 1 OF 1 PRECINCTS REPORTING

04 = ERIC REESE  
05 = INVALID WRITE-IN

VOTES	PERCENT
244	24.38
5	.50

01	02	03	04	05
214	236	302	244	5

1915 NOR15

WE, THE BOARD OF ELECTION COMMISSIONERS OF ST. LOUIS COUNTY, MISSOURI, ACTING AS THE VERIFICATION BOARD PURSUANT TO 115.507, R.S. MO 1978, HEREBY CERTIFY THE FOREGOING TO BE A TRUE AND CORRECT ABSTRACT OF VOTES CAST FOR THE CANDIDATES AND ISSUES AT THE GENERAL MUNICIPAL ELECTION HELD IN ST. LOUIS COUNTY, MISSOURI, ON APRIL 5, 2011. IN TESTIMONY WHEREOF, WE HAVE HEREUNTO SET OUR HAND AT OUR OFFICE IN MAPLEWOOD, ST. LOUIS COUNTY, MISSOURI, ON APRIL 19, 2011.

*Richard H. Kellett*  
RICHARD H. KELLETT, CHAIRMAN

*Julie R. Jones*  
JULIE R. JONES, SECRETARY

*Anita Yeckel*  
ANITA T. YECKEL, COMMISSIONER

*f Pluema*  
ANN PLUEMER, COMMISSIONER

	TOTAL	PERCENT	WITH 2 OF 2 PRECINCTS REPORTING	TOTAL	PERCENT
01 = REGISTERED VOTERS - TOTAL	1,660				
02 = BALLOTS CAST - TOTAL	357				
			03 = VOTER TURNOUT - TOTAL		21.51
	01	02	03		
1921 NOR21 AP50	1659	357	21.52		
1938 NOR38	1	0	0.00		

	VOTES					PERCENT					WITH 2 OF 2 PRECINCTS REPORTING	VOTES	PERCENT	
TRUSTEE BEL-RIDGE														
(Vote for ) 5														
01 = WILMA ABERNATHY			180	11.70						06 = JOHN CRAWFORD	164	10.66		
02 = WOODIE FRIESON			146	9.49						07 = DOROTHY J. PRICE-NICK	170	11.05		
03 = GLENDA HULL			144	9.36						08 = MALCOLM JOHNSON, SR.	166	10.79		
04 = JEROME C. ROBINSON			158	10.27						09 = TROY ALEXANDER	58	3.77		
05 = JULIA ANDERSON			151	9.81						10 = SHIVERS & CASTROGIOVANNI (94) W/I EACH	202	13.13		
	01	02	03	04	05	06	07	08	09	10				
1921 NOR21 AP50	180	146	144	158	151	164	170	166	58	202				
1938 NOR38	0	0	0	0	0	0	0	0	0	0				

WE, THE BOARD OF ELECTION COMMISSIONERS OF ST. LOUIS COUNTY, MISSOURI, ACTING AS THE VERIFICATION BOARD PURSUANT TO 115.507, R.S.MO 1978, HEREBY CERTIFY THE FOREGOING TO BE A TRUE AND CORRECT ABSTRACT OF VOTES CAST FOR THE CANDIDATES AND ISSUES AT THE GENERAL MUNICIPAL ELECTION HELD IN ST. LOUIS COUNTY, MISSOURI, ON APRIL 5, 2011. IN TESTIMONY WHEREOF, WE HAVE HEREUNTO SET OUR HAND AT OUR OFFICE IN MAPLEWOOD, ST. LOUIS COUNTY, MISSOURI, ON APRIL 19, 2011.

*Richard H. Kellett*  
RICHARD H. KELLETT, CHAIRMAN

*Julie R. Jones*  
JULIE R. JONES, SECRETARY

*Anita T. Yeckel*  
ANITA T. YECKEL, COMMISSIONER

*Ann Pluemer*  
ANN PLUEMER, COMMISSIONER



CITY OF BEVERLY HILLS

GENERAL MUNICIPAL ELECTION  
ST. LOUIS COUNTY, MISSOURI  
TUESDAY, APRIL 5, 2011

OFFICIAL FINAL RESULTS

01 = REGISTERED VOTERS - TOTAL  
02 = BALLOTS CAST - TOTAL

TOTAL PERCENT  
468 58

WITH 2 OF 2 PRECINCTS REPORTING  
03 = VOTER TURNOUT - TOTAL

TOTAL PERCENT  
12.39

	01	02	03
1922 NOR22	262	34	12.98
1933 NOR33	206	24	11.65

WITH 1 OF 1 PRECINCTS REPORTING

ALDERPERSON BEVERLY HILLS WARD 1  
(Vote for ) 1  
01 = MARY PATTERSON  
02 = INVALID WRITE-IN

VOTES PERCENT  
21 100.00  
0

	01	02
1933 NOR33	21	0

WITH 1 OF 1 PRECINCTS REPORTING

ALDERPERSON BEVERLY HILLS WARD 2  
(Vote for ) 1  
01 = ROBERTA CEASAR  
02 = INVALID WRITE-IN

VOTES PERCENT  
30 100.00  
0

	01	02
1922 NOR22	30	0

WE, THE BOARD OF ELECTION COMMISSIONERS OF ST. LOUIS COUNTY, MISSOURI, ACTING AS THE VERIFICATION BOARD PURSUANT TO 115.507, R.S. MO 1978, HEREBY CERTIFY THE FOREGOING TO BE A TRUE AND CORRECT ABSTRACT OF VOTES CAST FOR THE CANDIDATES AND ISSUES AT THE GENERAL MUNICIPAL ELECTION HELD IN ST. LOUIS COUNTY, MISSOURI, ON APRIL 5, 2011. IN TESTIMONY WHEREOF, WE HAVE HEREUNTO SET OUR HAND AT OUR OFFICE IN MAPLEWOOD, ST. LOUIS COUNTY, MISSOURI, ON APRIL 19, 2011.

*Richard H. Kellett*  
RICHARD H. KELLETT, CHAIRMAN

*Julie R. Jones*  
JULIE R. JONES, SECRETARY

*Anita Yeckel*  
ANITA T. YECKEL, COMMISSIONER

*f. Pluemmer*  
ANN PLUEMER, COMMISSIONER

CITY OF BLACK JACK

GENERAL MUNICIPAL ELECTION  
ST. LOUIS COUNTY, MISSOURI  
TUESDAY, APRIL 5, 2011

OFFICIAL FINAL RESULTS

01 = REGISTERED VOTERS - TOTAL  
02 = BALLOTS CAST - TOTAL

TOTAL PERCENT  
4,921  
939

WITH 6 OF 6 PRECINCTS REPORTING

03 = VOTER TURNOUT - TOTAL

TOTAL PERCENT  
19.08

	01	02	03
0717 FER17	358	46	12.85
0718 FER18	340	66	19.41
0719 FER19	1246	204	16.37
2515 SPL15 FER16	1290	324	25.12
2521 SPL21	615	128	20.81
2522 SPL22	1072	171	15.95

MAYOR BLACK JACK  
(Vote for ) 1  
01 = KENNETH W. McCLENDON  
02 = NORMAN C. McCOURT

VOTES PERCENT  
354 38.31  
570 61.69

WITH 6 OF 6 PRECINCTS REPORTING

03 = INVALID WRITE-IN

VOTES PERCENT  
0

	01	02	03
0717 FER17	17	29	0
0718 FER18	33	33	0
0719 FER19	76	127	0
2515 SPL15 FER16	144	178	0
2521 SPL21	49	68	0
2522 SPL22	35	135	0

TREASURER BLACK JACK  
(Vote for ) 1  
01 = JOHN E. WALKER  
02 = INVALID WRITE-IN

VOTES PERCENT  
744 99.73  
2 .27

WITH 6 OF 6 PRECINCTS REPORTING

	01	02
0717 FER17	35	0
0718 FER18	54	0
0719 FER19	163	0
2515 SPL15 FER16	266	1
2521 SPL21	90	1
2522 SPL22	136	0

COUNCIL MEMBER BLACK JACK WARD 1  
(Vote for ) 1  
01 = RICK STEIGERWALD  
02 = INVALID WRITE-IN

VOTES PERCENT  
162 98.78  
2 1.22

WITH 1 OF 1 PRECINCTS REPORTING

	01	02
0719 FER19	162	2

COUNCIL MEMBER BLACK JACK WARD 2  
(Vote for ) 1  
01 = ALBERT SCHROEDER  
02 = CLIFFORD D. CURTIS

VOTES PERCENT  
85 53.46  
73 45.91

WITH 2 OF 2 PRECINCTS REPORTING

03 = INVALID WRITE-IN

VOTES PERCENT  
1 .63

	01	02	03
0717 FER17	29	14	0
2521 SPL21	56	59	1

COUNCIL MEMBER BLACK JACK WARD 3  
(Vote for ) 1  
01 = ABDURAEQB (AJ) WHITE  
02 = LEO SIMMONS

VOTES PERCENT  
145 46.47  
81 25.96

WITH 1 OF 1 PRECINCTS REPORTING

03 = MICKEY R. HASSLER  
04 = INVALID WRITE-IN

VOTES PERCENT  
85 27.24  
1 .32

	01	02	03	04
2515 SPL15 FER16	145	81	85	1

COUNCIL MEMBER BLACK JACK WARD 4  
(Vote for ) 1  
01 = JOHN E. TAYLOR  
02 = INVALID WRITE-IN

VOTES PERCENT  
203 99.02  
2 .98

WITH 2 OF 2 PRECINCTS REPORTING


	01	02
0718 FER18	53	1
2522 SPL22	150	1

WE, THE BOARD OF ELECTION COMMISSIONERS OF ST. LOUIS COUNTY, MISSOURI, ACTING AS THE VERIFICATION BOARD PURSUANT TO 115.507, R.S. MO 1978, HEREBY CERTIFY THE FOREGOING TO BE A TRUE AND CORRECT ABSTRACT OF VOTES CAST FOR THE CANDIDATES AND ISSUES AT THE GENERAL MUNICIPAL ELECTION HELD IN ST. LOUIS COUNTY, MISSOURI, ON APRIL 5, 2011. IN TESTIMONY WHEREOF, WE HAVE HEREUNTO SET OUR HAND AT OUR OFFICE IN MAPLEWOOD, ST. LOUIS COUNTY, MISSOURI, ON APRIL 19, 2011.

  
RICHARD H. KELLETT, CHAIRMAN

  
JULIE R. JONES, SECRETARY

  
ANITA T. YECKEL, COMMISSIONER

  
ANN PLUEMER, COMMISSIONER

01 = REGISTERED VOTERS - TOTAL  
02 = BALLOTS CAST - TOTAL

TOTAL PERCENT  
32,926  
5,147

WITH 28 OF 28 PRECINCTS REPORTING

03 = VOTER TURNOUT - TOTAL

TOTAL PERCENT  
15.63

	01	02	03
0704 FER4	116	14	12.07
0717 FER17	358	46	12.85
0718 FER18	340	66	19.41
0719 FER19	1246	204	16.37
0722 FER22,27,29 SPL9	1797	197	10.96
0725 FER25	5	0	.00
0737 FER37	1527	184	12.05
0742 FER42	1124	130	11.57
1317 LC17,24	1184	161	13.60
1322 LC22,28	1912	360	18.83
1326 LC26 SPL6	1615	229	14.18
1330 LC30 SPL8	1896	206	10.86
1337 LC37	1325	236	17.81
2401 SF1	1128	126	11.17
2501 SPL1	1752	198	11.30
2502 SPL2,24,25	1728	183	10.59
2507 SPL7	1629	217	13.32
2510 SPL10,27	1336	275	20.58
2511 SPL11	1599	214	13.38
2512 SPL12 FER39,46	699	164	23.46
2514 SPL14,29	1795	268	14.93
2515 SPL15 FER16	1290	324	25.12
2516 SPL16	875	119	13.60
2518 SPL18	356	101	28.37
2520 SPL20,26	1524	413	27.10
2521 SPL21	615	128	20.81
2522 SPL22	1072	171	15.95
2528 SPL28	1083	213	19.67

WITH 28 OF 28 PRECINCTS REPORTING

DIRECTOR BLACK JACK FIRE DISTRICT  
(Vote for ) 1  
01 = KENNETH G. SCHMALBECK  
02 = INVALID WRITE-IN

VOTES PERCENT  
4,489 98.96  
47 1.04

	01	02
0704 FER4	14	0
0717 FER17	37	0
0718 FER18	58	0
0719 FER19	167	4
0722 FER22,27,29 SPL9	171	1
0725 FER25	0	0
0737 FER37	163	1
0742 FER42	112	1
1317 LC17,24	142	1
1322 LC22,28	319	6
1326 LC26 SPL6	203	1
1330 LC30 SPL8	178	0
1337 LC37	201	1
2401 SF1	112	0
2501 SPL1	179	0
2502 SPL2,24,25	159	1
2507 SPL7	190	7
2510 SPL10,27	241	5
2511 SPL11	193	2
2512 SPL12 FER39,46	144	1
2514 SPL14,29	235	3
2515 SPL15 FER16	290	2
2516 SPL16	101	0
2518 SPL18	86	3
2520 SPL20,26	363	1
2521 SPL21	92	1
2522 SPL22	152	1
2528 SPL28	187	4

WE, THE BOARD OF ELECTION COMMISSIONERS OF ST. LOUIS COUNTY, MISSOURI, ACTING AS THE VERIFICATION BOARD PURSUANT TO 115.507,R.S.Mo 1978, HEREBY CERTIFY THE FOREGOING TO BE A TRUE AND CORRECT ABSTRACT OF VOTES CAST FOR THE CANDIDATES AND ISSUES AT THE GENERAL MUNICIPAL ELECTION HELD IN ST. LOUIS COUNTY, MISSOURI, ON APRIL 5, 2011. IN TESTIMONY WHEREOF, WE HAVE HEREUNTO SET OUR HAND AT OUR OFFICE IN MAPLEWOOD, ST. LOUIS COUNTY, MISSOURI, ON APRIL 19, 2011.

*Richard H. Kellett*  
RICHARD H. KELLETT, CHAIRMAN

*Julie R. Jones*  
JULIE R. JONES, SECRETARY

*Anita T. Yeckel*  
ANITA T. YECKEL, COMMISSIONER

*Ann Pluemmer*  
ANN PLUEMER, COMMISSIONER

01 = REGISTERED VOTERS - TOTAL  
02 = BALLOTS CAST - TOTAL

TOTAL PERCENT  
2,449 197

WITH 4 OF 4 PRECINCTS REPORTING

03 = VOTER TURNOUT - TOTAL

TOTAL PERCENT  
8.04

	01	02	03
1707 MID7 AP22	587	48	8.18
1721 MID21,41	551	31	5.63
1722 MID22	685	63	9.20
1747 MID47	626	55	8.79

WITH 1 OF 1 PRECINCTS REPORTING

	VOTES	PERCENT
COUNCIL MEMBER BRECKENRIDGE HILLS WARD 1 (Vote for ) 1		
01 = TAMARA JOHNSON	29	100.00
02 = INVALID WRITE-IN	0	

	VOTES	PERCENT
COUNCIL MEMBER BRECKENRIDGE HILLS WARD 2 (Vote for ) 1		
01 = HENRY (HANK) HUEY	47	97.92
02 = INVALID WRITE-IN	1	2.08

	VOTES	PERCENT
COUNCIL MEMBER BRECKENRIDGE HILLS WARD 3 (Vote for ) 1		
01 = GEORGE BEEMAN	59	100.00
02 = INVALID WRITE-IN	0	

	VOTES	PERCENT
COUNCIL MEMBER BRECKENRIDGE HILLS WARD 4 (Vote for ) 1		
01 = JOHN K. WOODLAND, SR.	38	95.00
02 = INVALID WRITE-IN	2	5.00

WE, THE BOARD OF ELECTION COMMISSIONERS OF ST. LOUIS COUNTY, MISSOURI, ACTING AS THE VERIFICATION BOARD PURSUANT TO 115.507,R.S.MO 1978, HEREBY CERTIFY THE FOREGOING TO BE A TRUE AND CORRECT ABSTRACT OF VOTES CAST FOR THE CANDIDATES AND ISSUES AT THE GENERAL MUNICIPAL ELECTION HELD IN ST. LOUIS COUNTY, MISSOURI, ON APRIL 5, 2011. IN TESTIMONY WHEREOF, WE HAVE HEREUNTO SET OUR HAND AT OUR OFFICE IN MAPLEWOOD, ST. LOUIS COUNTY, MISSOURI, ON APRIL 19, 2011.

*Richard H. Kellett*  
RICHARD H. KELLETT, CHAIRMAN

*Julie R. Jones*  
JULIE R. JONES, SECRETARY

*Anita T. Yeckel*  
ANITA T. YECKEL, COMMISSIONER

*Ann Pluemer*  
ANN PLUEMER, COMMISSIONER

01 = REGISTERED VOTERS - TOTAL  
02 = BALLOTS CAST - TOTAL

TOTAL PERCENT  
5,583  
1,191

WITH 4 OF 4 PRECINCTS REPORTING  
03 = VOTER TURNOUT - TOTAL  
21.33

TOTAL PERCENT  
21.33

	01	02	03
0530 CLA30,31,57,58	1287	170	13.21
0532 CLA32,35,42,43	1644	423	25.73
0538 CLA38,39,41,59	1271	328	25.81
0546 CLA46,48,49,51	1381	270	19.55

WITH 4 OF 4 PRECINCTS REPORTING

MAYOR BRENTWOOD

VOTES PERCENT  
1,018 97.04  
31 2.96

(Vote for ) 1  
01 = PAT KELLY  
02 = INVALID WRITE-IN

	01	02
0530 CLA30,31,57,58	150	3
0532 CLA32,35,42,43	363	11
0538 CLA38,39,41,59	284	7
0546 CLA46,48,49,51	221	10

WITH 4 OF 4 PRECINCTS REPORTING

MUNICIPAL JUDGE BRENTWOOD

VOTES PERCENT  
609 53.66  
523 46.08

(Vote for ) 1  
01 = RON HILL  
02 = PATRICK DIGNAM

03 = INVALID WRITE-IN

VOTES PERCENT  
3 .26

	01	02	03
0530 CLA30,31,57,58	94	70	0
0532 CLA32,35,42,43	248	166	1
0538 CLA38,39,41,59	151	144	1
0546 CLA46,48,49,51	116	143	1

WITH 1 OF 1 PRECINCTS REPORTING

ALDERPERSON BRENTWOOD WARD 1

VOTES PERCENT  
335 95.17  
17 4.83

(Vote for ) 1  
01 = ANTHONY HARPER  
02 = INVALID WRITE-IN

	01	02
0532 CLA32,35,42,43	335	17

WITH 1 OF 1 PRECINCTS REPORTING

ALDERPERSON BRENTWOOD WARD 2

VOTES PERCENT  
165 50.61  
161 49.39

(Vote for ) 1  
01 = LEE WYNN  
02 = BRANDON WEGGE

03 = INVALID WRITE-IN

VOTES PERCENT  
0

	01	02	03
0538 CLA38,39,41,59	165	161	0

WITH 1 OF 1 PRECINCTS REPORTING

ALDERPERSON BRENTWOOD WARD 3

VOTES PERCENT  
209 97.21  
6 2.79

(Vote for ) 1  
01 = KEITH ROBERTSON  
02 = INVALID WRITE-IN

	01	02
0546 CLA46,48,49,51	209	6

WITH 1 OF 1 PRECINCTS REPORTING

ALDERPERSON BRENTWOOD WARD 4

VOTES PERCENT  
144 96.64  
5 3.36

(Vote for ) 1  
01 = THOMAS KRAMER  
02 = INVALID WRITE-IN

	01	02
0530 CLA30,31,57,58	144	5

WE, THE BOARD OF ELECTION COMMISSIONERS OF ST. LOUIS COUNTY, MISSOURI, ACTING AS THE VERIFICATION BOARD PURSUANT TO 115.507,R.S.MO 1978, HEREBY CERTIFY THE FOREGOING TO BE A TRUE AND CORRECT ABSTRACT OF VOTES CAST FOR THE CANDIDATES AND ISSUES AT THE GENERAL MUNICIPAL ELECTION HELD IN ST. LOUIS COUNTY, MISSOURI, ON APRIL 5, 2011. IN TESTIMONY WHEREOF, WE HAVE HEREUNTO SET OUR HAND AT OUR OFFICE IN MAPLEWOOD, ST. LOUIS COUNTY, MISSOURI, ON APRIL 19, 2011.

*Richard H. Kellett*  
RICHARD H. KELLETT, CHAIRMAN

*Julie R. Jones*  
JULIE R. JONES, SECRETARY

*Anita T. Yeckel*  
ANITA T. YECKEL, COMMISSIONER

*Ann Pluemmer*  
ANN PLUEMER, COMMISSIONER



BRENTWOOD SCHOOL DISTRICT

GENERAL MUNICIPAL ELECTION  
ST. LOUIS COUNTY, MISSOURI  
TUESDAY, APRIL 5, 2011

OFFICIAL FINAL RESULTS

01 = REGISTERED VOTERS - TOTAL		TOTAL	PERCENT	WITH 5 OF 5 PRECINCTS REPORTING		TOTAL	PERCENT
02 = BALLOTS CAST - TOTAL		5,726		03 = VOTER TURNOUT - TOTAL		21.36	
		1,223					
		-----					
		01	02	03			
		-----					
0517 CLA17,27		143	32	22.38			
0530 CLA30,31,57,58		1287	170	13.21			
0532 CLA32,35,42,43		1644	423	25.73			
0538 CLA38,39,41,59		1271	328	25.81			
0546 CLA46,48,49,51		1381	270	19.55			

DIRECTOR BRENTWOOD SCHOOL DISTRICT		VOTES		PERCENT		WITH 5 OF 5 PRECINCTS REPORTING		VOTES		PERCENT	
(Vote for ) 3											
01 = KEITH RABENBERG		508	19.15	04 = DANIEL H. WILLIAMS		519	19.56				
02 = JOE HEMBREE		466	17.57	05 = MICHELLE A. HASSEMER		661	24.92				
03 = JOHANNA WINFIELD BERKEN		481	18.13	06 = INVALID WRITE-IN		18	.68				
		-----									
		01	02	03	04	05	06				
		-----									
0517 CLA17,27		15	11	18	7	21	0				
0530 CLA30,31,57,58		60	47	82	60	83	5				
0532 CLA32,35,42,43		177	169	151	184	253	7				
0538 CLA38,39,41,59		136	129	120	162	172	5				
0546 CLA46,48,49,51		120	110	110	106	132	1				

DIRECTOR BRENTWOOD SCHOOL DISTRICT (UNEXPIRED TERM)		VOTES		PERCENT		WITH 5 OF 5 PRECINCTS REPORTING		VOTES		PERCENT	
(Vote for ) 1											
01 = KATRINA S. HARPER		596	58.37	03 = STEPHEN W. MOELM		166	16.26				
02 = KATRINA I. SOMMER		256	25.07	04 = INVALID WRITE-IN		3	.29				
		-----									
		01	02	03	04						
		-----									
0517 CLA17,27		6	16	5	0						
0530 CLA30,31,57,58		51	50	25	1						
0532 CLA32,35,42,43		238	83	42	2						
0538 CLA38,39,41,59		167	60	51	0						
0546 CLA46,48,49,51		134	47	43	0						

WE, THE BOARD OF ELECTION COMMISSIONERS OF ST. LOUIS COUNTY, MISSOURI, ACTING AS THE VERIFICATION BOARD PURSUANT TO 115.507, R.S. MO 1978, HEREBY CERTIFY THE FOREGOING TO BE A TRUE AND CORRECT ABSTRACT OF VOTES CAST FOR THE CANDIDATES AND ISSUES AT THE GENERAL MUNICIPAL ELECTION HELD IN ST. LOUIS COUNTY, MISSOURI, ON APRIL 5, 2011. IN TESTIMONY WHEREOF, WE HAVE HEREUNTO SET OUR HAND AT OUR OFFICE IN MAPLEWOOD, ST. LOUIS COUNTY, MISSOURI, ON APRIL 19, 2011.

*Richard H. Kellett*  
RICHARD H. KELLETT, CHAIRMAN

*Julie R. Jones*  
JULIE R. JONES, SECRETARY

*Anita T. Yeckel*  
ANITA T. YECKEL, COMMISSIONER

*Ann Pluemer*  
ANN PLUEMER, COMMISSIONER



CITY OF BRIDGETON

GENERAL MUNICIPAL ELECTION  
ST. LOUIS COUNTY, MISSOURI  
TUESDAY, APRIL 5, 2011

OFFICIAL FINAL RESULTS

01 = REGISTERED VOTERS - TOTAL  
02 = BALLOTS CAST - TOTAL

TOTAL PERCENT  
7,824  
2,384

WITH 13 OF 13 PRECINCTS REPORTING

03 = VOTER TURNOUT - TOTAL

TOTAL PERCENT  
30.47

	01	02	03
0112 AP12	206	47	22.82
0117 AP17,26,42 NW14,26	1952	672	34.43
0123 AP23	278	53	19.06
0129 AP29,47	388	34	8.76
2103 NW3	729	275	37.72
2106 NW6,29	1	0	.00
2111 NW11	563	191	33.93
2112 NW12	1321	440	33.31
2117 NW17,31 AP35	332	127	38.25
2132 NW32,42,43,50	1037	213	20.54
2137 NW37	789	318	40.30
2144 NW44	22	9	40.91
2151 NW51	206	5	2.43

	VOTES PERCENT		WITH 13 OF 13 PRECINCTS REPORTING		VOTES PERCENT	
MAYOR BRIDGETON (Vote for ) 1						
01 = RANDAL (RANDY) HEIN	244	10.27	03 = CONRAD W. BOWERS	1,142	48.08	
02 = TERRY W. BRIGGS	987	41.56	04 = INVALID WRITE-IN	2	.08	

	01	02	03	04
0112 AP12	5	18	24	0
0117 AP17,26,42 NW14,26	45	341	284	0
0123 AP23	5	26	22	0
0129 AP29,47	9	14	11	0
2103 NW3	66	79	130	0
2106 NW6,29	0	0	0	0
2111 NW11	10	88	91	0
2112 NW12	50	169	219	1
2117 NW17,31 AP35	7	44	75	0
2132 NW32,42,43,50	29	84	99	0
2137 NW37	16	124	176	0
2144 NW44	0	0	9	0
2151 NW51	2	0	2	1

	VOTES PERCENT		WITH 13 OF 13 PRECINCTS REPORTING	
MUNICIPAL JUDGE BRIDGETON (Vote for ) 1				
01 = JOSEPH W. LARREW	1,888	98.59		
02 = INVALID WRITE-IN	27	1.41		

	01	02
0112 AP12	32	2
0117 AP17,26,42 NW14,26	510	14
0123 AP23	42	1
0129 AP29,47	26	0
2103 NW3	229	4
2106 NW6,29	0	0
2111 NW11	164	2
2112 NW12	360	2
2117 NW17,31 AP35	87	0
2132 NW32,42,43,50	177	0
2137 NW37	249	2
2144 NW44	8	0
2151 NW51	4	0

	VOTES PERCENT		WITH 4 OF 4 PRECINCTS REPORTING		VOTES PERCENT	
COUNCIL MEMBER BRIDGETON WARD 1 (Vote for ) 1						
01 = ROBERT R. (BOB) SAETTELE	124	58.49	03 = INVALID WRITE-IN	0		
02 = SCOTT ZIMMER	88	41.51				

	01	02	03
0112 AP12	40	6	0
0129 AP29,47	22	10	0
2117 NW17,31 AP35	58	67	0
2144 NW44	4	5	0

	VOTES PERCENT		WITH 3 OF 3 PRECINCTS REPORTING	
COUNCIL MEMBER BRIDGETON WARD 2 (Vote for ) 1				
01 = ROBERT BENBEN	182	98.91		
02 = INVALID WRITE-IN	2	1.09		

	01	02
2106 NW6,29	0	0
2132 NW32,42,43,50	178	2
2151 NW51	4	0

	VOTES PERCENT		WITH 3 OF 3 PRECINCTS REPORTING		VOTES PERCENT	
COUNCIL MEMBER BRIDGETON WARD 3 (Vote for ) 1						

01 = BOB TOTTERER  
 02 = FERD FETSCH

362 41.00  
 519 58.78

03 = INVALID WRITE-IN

2 .23

	01	02	03
2103 NW3	110	162	0
2111 NW11	70	111	2
2112 NW12	182	246	0

2103 NW3  
 2111 NW11  
 2112 NW12

COUNCIL MEMBER BRIDGETON WARD 4  
 (Vote for ) 1  
 01 = JONI NORRIS  
 02 = PATRICK OBERLE

VOTES PERCENT  
 562 56.20  
 435 43.50

WITH 3 OF 3 PRECINCTS REPORTING

VOTES PERCENT  
 3 .30

03 = INVALID WRITE-IN

	01	02	03
0117 AP17,26,42 NW14,26	394	247	3
0123 AP23	29	21	0
2137 NW37	139	167	0

0117 AP17,26,42 NW14,26  
 0123 AP23  
 2137 NW37

WE, THE BOARD OF ELECTION COMMISSIONERS OF ST. LOUIS COUNTY, MISSOURI, ACTING AS THE VERIFICATION BOARD PURSUANT TO 115.507, R.S. MO 1978, HEREBY CERTIFY THE FOREGOING TO BE A TRUE AND CORRECT ABSTRACT OF VOTES CAST FOR THE CANDIDATES AND ISSUES AT THE GENERAL MUNICIPAL ELECTION HELD IN ST. LOUIS COUNTY, MISSOURI, ON APRIL 5, 2011. IN TESTIMONY WHEREOF, WE HAVE HEREUNTO SET OUR HAND AT OUR OFFICE IN MAPLEWOOD, ST. LOUIS COUNTY, MISSOURI, ON APRIL 19, 2011.

*Richard H. Kellett*  
 RICHARD H. KELLETT, CHAIRMAN

*Julie R. Jones*  
 JULIE R. JONES, SECRETARY

*Anita Yeckel*  
 ANITA T. YECKEL, COMMISSIONER

*f Pluemer*  
 ANN PLUEMER, COMMISSIONER

VILLAGE OF CALVERTON PARK

GENERAL MUNICIPAL ELECTION  
ST. LOUIS COUNTY, MISSOURI  
TUESDAY, APRIL 5, 2011

OFFICIAL FINAL RESULTS

01 = REGISTERED VOTERS - TOTAL  
02 = BALLOTS CAST - TOTAL

TOTAL PERCENT  
875  
150

WITH 1 OF 1 PRECINCTS REPORTING

03 = VOTER TURNOUT - TOTAL

TOTAL PERCENT  
17.14

0713 FER13,23

-----  
01 02 03  
-----  
875 . 150 17.14  
-----

TRUSTEE CALVERTON PARK

VOTES PERCENT

WITH 1 OF 1 PRECINCTS REPORTING

VOTES PERCENT

(Vote for ) 3  
01 = DAVID ROBBINS  
02 = STEPHANIE BEQUETTE  
03 = MANUEL L. MEDEIROS

108 29.27  
33 8.94  
78 21.14

04 = JEANNE BLANTON  
05 = RAYMOND F. THORP  
06 = INVALID WRITE-IN

110 29.81  
37 10.03  
3 .81

0713 FER13,23


-----  
01 02 03 04 05 06  
-----  
108 33 78 110 37 3  
-----

WE, THE BOARD OF ELECTION COMMISSIONERS OF ST. LOUIS COUNTY, MISSOURI, ACTING AS THE VERIFICATION BOARD PURSUANT TO 115.507, R.S. MO 1978, HEREBY CERTIFY THE FOREGOING TO BE A TRUE AND CORRECT ABSTRACT OF VOTES CAST FOR THE CANDIDATES AND ISSUES AT THE GENERAL MUNICIPAL ELECTION HELD IN ST. LOUIS COUNTY, MISSOURI, ON APRIL 5, 2011. IN TESTIMONY WHEREOF, WE HAVE HEREUNTO SET OUR HAND AT OUR OFFICE IN MAPLEWOOD, ST. LOUIS COUNTY, MISSOURI, ON APRIL 19, 2011.

  
RICHARD H. KELLETT, CHAIRMAN

  
JULIE R. JONES, SECRETARY

  
ANITA T. YECKEL, COMMISSIONER

  
ANN PLUEMER, COMMISSIONER

VILLAGE OF CHAMP

GENERAL MUNICIPAL ELECTION  
ST. LOUIS COUNTY, MISSOURI  
TUESDAY, APRIL 5, 2011

OFFICIAL FINAL RESULTS

01 = REGISTERED VOTERS - TOTAL  
02 = BALLOTS CAST - TOTAL

TOTAL PERCENT  
9  
7

WITH 1 OF 1 PRECINCTS REPORTING

03 = VOTER TURNOUT - TOTAL

TOTAL PERCENT  
77.78

-----  
01 02 03  
-----  
9 . . 7 77.78  
-----

2121 NW21

		VOTES PERCENT		WITH 1 OF 1 PRECINCTS REPORTING		VOTES PERCENT	
TRUSTEE CHAMP							
(Vote for ) 5							
01 = BARBARA MILLER		7	20.00	04 = NORMAN BEAN		7	20.00
02 = DAVID BARTLETT		7	20.00	05 = VERA BEAN		7	20.00
03 = STEPHANIE BARTLETT		7	20.00	06 = INVALID WRITE-IN		0	

-----  
01 02 03 04 05 06  
-----

2121 NW21

7 7 7 7 7 0

WE, THE BOARD OF ELECTION COMMISSIONERS OF ST. LOUIS COUNTY, MISSOURI, ACTING AS THE VERIFICATION BOARD PURSUANT TO 115.507, R.S. MO 1978, HEREBY CERTIFY THE FOREGOING TO BE A TRUE AND CORRECT ABSTRACT OF VOTES CAST FOR THE CANDIDATES AND ISSUES AT THE GENERAL MUNICIPAL ELECTION HELD IN ST. LOUIS COUNTY, MISSOURI, ON APRIL 5, 2011. IN TESTIMONY WHEREOF, WE HAVE HEREUNTO SET OUR HAND AT OUR OFFICE IN MAPLEWOOD, ST. LOUIS COUNTY, MISSOURI, ON APRIL 19, 2011.

*Richard H. Kellett*  
RICHARD H. KELLETT, CHAIRMAN

*Julie R. Jones*  
JULIE R. JONES, SECRETARY

*Anita Yeckel*  
ANITA T. YECKEL, COMMISSIONER

*f Pluemer*  
ANN PLUEMER, COMMISSIONER

CITY OF CHARLACK

GENERAL MUNICIPAL ELECTION  
ST. LOUIS COUNTY, MISSOURI  
TUESDAY, APRIL 5, 2011

OFFICIAL FINAL RESULTS

01 = REGISTERED VOTERS - TOTAL  
02 = BALLOTS CAST - TOTAL

TOTAL PERCENT  
773  
145

WITH 3 OF 3 PRECINCTS REPORTING

03 = VOTER TURNOUT - TOTAL

TOTAL PERCENT  
18.76

	01	02	03
1716 MID16,36	426	113	26.53
1729 MID29,40	248	28	11.29
1749 MID49	99	4	4.04

WITH 2 OF 2 PRECINCTS REPORTING

ALDERPERSON CHARLACK WARD 1  
(Vote for ) 1  
01 = ANDRE' MORICE  
02 = INVALID WRITE-IN

VOTES PERCENT  
28 93.33  
2 6.67

	01	02
1729 MID29,40	24	2
1749 MID49	4	0

WITH 1 OF 1 PRECINCTS REPORTING

ALDERPERSON CHARLACK WARD 2  
(Vote for ) 1  
01 = GENE SPEED  
02 = LISA BUSCHMANN

VOTES PERCENT  
68 61.26  
32 28.83

03 = DORIS WYNN  
04 = INVALID WRITE-IN

VOTES PERCENT  
11 9.91  
0

	01	02	03	04
1716 MID16,36	68	32	11	0

WE, THE BOARD OF ELECTION COMMISSIONERS OF ST. LOUIS COUNTY, MISSOURI, ACTING AS THE VERIFICATION BOARD PURSUANT TO 115.507, R.S. MO 1978, HEREBY CERTIFY THE FOREGOING TO BE A TRUE AND CORRECT ABSTRACT OF VOTES CAST FOR THE CANDIDATES AND ISSUES AT THE GENERAL MUNICIPAL ELECTION HELD IN ST. LOUIS COUNTY, MISSOURI, ON APRIL 5, 2011. IN TESTIMONY WHEREOF, WE HAVE HEREUNTO SET OUR HAND AT OUR OFFICE IN MAPLEWOOD, ST. LOUIS COUNTY, MISSOURI, ON APRIL 19, 2011.

*Richard H. Kellett*  
RICHARD H. KELLETT, CHAIRMAN

*Julie R. Jones*  
JULIE R. JONES, SECRETARY

*Anita Yeckel*  
ANITA T. YECKEL, COMMISSIONER

*f Pluemer*  
ANN PLUEMER, COMMISSIONER

		WITH 4 OF 4 PRECINCTS REPORTING			TOTAL PERCENT	
		TOTAL	PERCENT			TOTAL PERCENT
01 = REGISTERED VOTERS - TOTAL		2,084		03 = VOTER TURNOUT - TOTAL		13.34
02 = BALLOTS CAST - TOTAL		278				
		01	02	03		
0403 CHE3		435	56	12.87		
0404 CHE4		713	79	11.08		
0409 CHE9		710	93	13.10		
0411 CHE11		226	50	22.12		

		VOTES		PERCENT	WITH 4 OF 4 PRECINCTS REPORTING	
MAYOR CLARKSON VALLEY						
(Vote for ) 1						
01 = SCOTT DOUGLASS		240		96.39		
02 = INVALID WRITE-IN		9		3.61		
		01	02			
0403 CHE3		48	1			
0404 CHE4		67	3			
0409 CHE9		84	4			
0411 CHE11		41	1			

		VOTES		PERCENT	WITH 1 OF 1 PRECINCTS REPORTING	
ALDERPERSON CLARKSON VALLEY WARD 1						
(Vote for ) 1						
01 = JAMES MEYER		66		98.51		
02 = INVALID WRITE-IN		1		1.49		
		01	02			
0404 CHE4		66	1			

		VOTES		PERCENT	WITH 1 OF 1 PRECINCTS REPORTING	
ALDERPERSON CLARKSON VALLEY WARD 2						
(Vote for ) 1						
01 = HONORA SCHILLER		65		97.01		
02 = INVALID WRITE-IN		2		2.99		
		01	02			
0409 CHE9		65	2			

		VOTES		PERCENT	WITH 2 OF 2 PRECINCTS REPORTING	
ALDERPERSON CLARKSON VALLEY WARD 3						
(Vote for ) 1						
01 = SCOTT SCHULTZ		82		98.80		
02 = INVALID WRITE-IN		1		1.20		
		01	02			
0403 CHE3		47	0			
0411 CHE11		35	1			

WE, THE BOARD OF ELECTION COMMISSIONERS OF ST. LOUIS COUNTY, MISSOURI, ACTING AS THE VERIFICATION BOARD PURSUANT TO 115.507, R.S. Mo 1978, HEREBY CERTIFY THE FOREGOING TO BE A TRUE AND CORRECT ABSTRACT OF VOTES CAST FOR THE CANDIDATES AND ISSUES AT THE GENERAL MUNICIPAL ELECTION HELD IN ST. LOUIS COUNTY, MISSOURI, ON APRIL 5, 2011. IN TESTIMONY WHEREOF, WE HAVE HEREUNTO SET OUR HAND AT OUR OFFICE IN MAPLEWOOD, ST. LOUIS COUNTY, MISSOURI, ON APRIL 19, 2011.

*Richard H. Kellett*  
RICHARD H. KELLETT, CHAIRMAN

*Julie R. Jones*  
JULIE R. JONES, SECRETARY

*Anita Yeckel*  
ANITA T. YECKEL, COMMISSIONER

*f Pluemmer*  
ANN PLUEMER, COMMISSIONER

01 = REGISTERED VOTERS - TOTAL  
02 = BALLOTS CAST - TOTAL

TOTAL PERCENT  
10,257  
1,563

WITH 8 OF 8 PRECINCTS REPORTING

03 = VOTER TURNOUT - TOTAL

TOTAL PERCENT  
15.24

	01	02	03
0502 CLA2	479	36	7.52
0503 CLA3,10,11	2016	546	27.08
0504 CLA4	523	133	25.43
0508 CLA8,44,53	995	295	29.65
1001 HAD1,2,3	2091	304	14.54
1004 HAD4,14	2696	111	4.12
1005 HAD5,37	443	52	11.74
1015 HAD15,16	1014	86	8.48

WITH 2 OF 2 PRECINCTS REPORTING

	VOTES	PERCENT
ALDERPERSON CLAYTON WARD 1 (Vote for ) 1		
01 = ANDREA MADDOX-DALLAS	163	95.88
02 = INVALID WRITE-IN	7	4.12

	01	02
1004 HAD4,14	85	5
1015 HAD15,16	78	2

WITH 3 OF 3 PRECINCTS REPORTING

	VOTES	PERCENT
ALDERPERSON CLAYTON WARD 2 (Vote for ) 1		
01 = CYNTHIA GARNHOLZ	338	98.26
02 = INVALID WRITE-IN	6	1.74

	01	02
0502 CLA2	31	1
1001 HAD1,2,3	260	4
1005 HAD5,37	47	1

WITH 3 OF 3 PRECINCTS REPORTING

	VOTES	PERCENT	VOTES	PERCENT	
ALDERPERSON CLAYTON WARD 3 (Vote for ) 1					
01 = MARK WININGS	396	41.90	03 = JIM HOLTZMAN	284	30.05
02 = STEVE SINGER	264	27.94	04 = INVALID WRITE-IN	1	.11

	01	02	03	04
0503 CLA3,10,11	241	150	135	0
0504 CLA4	61	38	29	0
0508 CLA8,44,53	94	76	120	1

WE, THE BOARD OF ELECTION COMMISSIONERS OF ST. LOUIS COUNTY, MISSOURI, ACTING AS THE VERIFICATION BOARD PURSUANT TO 115.507,R.S.Mo 1978, HEREBY CERTIFY THE FOREGOING TO BE A TRUE AND CORRECT ABSTRACT OF VOTES CAST FOR THE CANDIDATES AND ISSUES AT THE GENERAL MUNICIPAL ELECTION HELD IN ST. LOUIS COUNTY, MISSOURI, ON APRIL 5, 2011. IN TESTIMONY WHEREOF, WE HAVE HEREUNTO SET OUR HAND AT OUR OFFICE IN MAPLEWOOD, ST. LOUIS COUNTY, MISSOURI, ON APRIL 19, 2011.

*Richard H. Kellett*  
RICHARD H. KELLETT, CHAIRMAN

*Julie R. Jones*  
JULIE R. JONES, SECRETARY

*Anita Yeckel*  
ANITA T. YECKEL, COMMISSIONER

*f Pluemmer*  
ANN PLUEMER, COMMISSIONER

COMMUNITY FIRE DISTRICT

GENERAL MUNICIPAL ELECTION  
ST. LOUIS COUNTY, MISSOURI  
TUESDAY, APRIL 5, 2011

OFFICIAL FINAL RESULTS

		TOTAL		PERCENT	WITH 52 OF 52 PRECINCTS REPORTING		TOTAL	PERCENT
01 = REGISTERED VOTERS - TOTAL		27,796			03 = VOTER TURNOUT - TOTAL			15.55
02 = BALLOTS CAST - TOTAL		4,321						
		01	02	03				
0101	AP1,3	582	76	13.06				
0102	AP2,53	419	50	11.93				
0105	AP5	609	53	8.70				
0106	AP6,9,13,52	1502	138	9.19				
0107	AP7	230	73	31.74				
0108	AP8,24	1085	201	18.53				
0111	AP11,20	324	76	23.46				
0114	AP14 MID19	481	56	11.64				
0115	AP15	327	24	7.34				
0116	AP16,43 MID28	155	16	10.32				
0118	AP18	253	19	7.51				
0121	AP21	70	4	5.71				
0125	AP25	324	44	13.58				
0130	AP30	208	12	5.77				
0131	AP31	833	228	27.37				
0133	AP33	262	87	33.21				
0139	AP39	499	60	12.02				
0140	AP40 MID56	915	294	32.13				
0144	AP44	372	80	21.51				
0146	AP46	57	19	33.33				
0148	AP48	104	9	8.65				
0149	AP49	728	238	32.69				
0151	AP51	207	63	30.43				
1702	MID2,3,45	1485	340	22.90				
1704	MID4,48	924	84	9.09				
1705	MID5,54,59 CC26	1392	133	9.55				
1706	MID6,11	578	63	10.90				
1707	MID7 AP22	587	48	8.18				
1708	MID8	433	51	11.78				
1709	MID9	870	139	15.98				
1712	MID12	1399	180	12.87				
1713	MID13,14	1282	243	18.95				
1715	MID15	500	74	14.80				
1716	MID16,36	426	113	26.53				
1717	MID17,34	1422	189	13.29				
1721	MID21,41	551	31	5.63				
1722	MID22	685	63	9.20				
1723	MID23	547	155	28.34				
1729	MID29,40	248	28	11.29				
1731	MID31	1	0	.00				
1732	MID32	42	9	21.43				
1737	MID37	9	1	11.11				
1739	MID39,51	528	25	4.73				
1743	MID43	789	142	18.00				
1746	MID46	290	83	28.62				
1747	MID47	626	55	8.79				
1749	MID49	99	4	4.04				
1752	MID52	536	78	14.55				
1753	MID53,58	510	54	10.59				
1920	NOR20	353	9	2.55				
1938	NOR38	1	0	.00				
1944	NOR44	137	7	5.11				

DIRECTOR COMMUNITY FIRE DISTRICT		VOTES		PERCENT	WITH 52 OF 52 PRECINCTS REPORTING		VOTES	PERCENT
(Vote for ) 1		3,266		81.32				
01 = DON D. DOERR		738		18.38	03 = INVALID WRITE-IN		12	.30
02 = BERNARD F. EDWARDS, JR.								
		01	02	03				
0101	AP1,3	55	11	0				
0102	AP2,53	41	5	0				
0105	AP5	43	7	1				
0106	AP6,9,13,52	110	22	0				
0107	AP7	59	10	0				
0108	AP8,24	141	43	1				
0111	AP11,20	58	11	0				
0114	AP14 MID19	39	10	2				
0115	AP15	16	8	0				
0116	AP16,43 MID28	12	4	0				
0118	AP18	15	2	1				
0121	AP21	3	0	0				
0125	AP25	33	8	0				
0130	AP30	7	5	0				
0131	AP31	177	36	0				
0133	AP33	66	11	0				
0139	AP39	56	4	0				
0140	AP40 MID56	222	45	0				
0144	AP44	52	18	0				
0146	AP46	13	6	0				
0148	AP48	8	1	0				
0149	AP49	182	32	1				
0151	AP51	48	9	0				
1702	MID2,3,45	235	65	0				
1704	MID4,48	69	11	0				
1705	MID5,54,59 CC26	96	28	0				
1706	MID6,11	43	16	1				
1707	MID7 AP22	36	4	1				
1708	MID8	43	3	0				
1709	MID9	97	32	2				
1712	MID12	137	36	0				
1713	MID13,14	192	34	1				
1715	MID15	54	14	0				



1716	MID16,36	98	9	0
1717	MID17,34	157	24	1
1721	MID21,41	21	8	0
1722	MID22	49	13	0
1723	MID23	120	24	0
1729	MID29,40	22	4	0
1731	MID31	0	0	0
1732	MID32	6	3	0
1737	MID37	1	0	0
1739	MID39,51	14	9	0
1743	MID43	107	31	0
1746	MID46	66	11	0
1747	MID47	39	15	0
1749	MID49	2	2	0
1752	MID52	58	18	0
1753	MID53,58	40	8	0
1920	NOR20	5	4	0
1938	NOR38	0	0	0
1944	NOR44	3	4	0

=====

WE, THE BOARD OF ELECTION COMMISSIONERS OF ST. LOUIS COUNTY, MISSOURI, ACTING AS THE VERIFICATION BOARD PURSUANT TO 115.507,R.S.Mo 1978, HEREBY CERTIFY THE FOREGOING TO BE A TRUE AND CORRECT ABSTRACT OF VOTES CAST FOR THE CANDIDATES AND ISSUES AT THE GENERAL MUNICIPAL ELECTION HELD IN ST. LOUIS COUNTY, MISSOURI, ON APRIL 5, 2011. IN TESTIMONY WHEREOF, WE HAVE HEREUNTO SET OUR HAND AT OUR OFFICE IN MAPLEWOOD, ST. LOUIS COUNTY, MISSOURI, ON APRIL 19, 2011.

*Richard H. Kellett*  
 \_\_\_\_\_  
 RICHARD H. KELLETT, CHAIRMAN

*Julie R. Jones*  
 \_\_\_\_\_  
 JULIE R. JONES, SECRETARY

*Anita T. Yeckel*  
 \_\_\_\_\_  
 ANITA T. YECKEL, COMMISSIONER

*Ann Pluemer*  
 \_\_\_\_\_  
 ANN PLUEMER, COMMISSIONER

01 = REGISTERED VOTERS - TOTAL  
02 = BALLOTS CAST - TOTAL

TOTAL PERCENT  
832  
150

WITH 3 OF 3 PRECINCTS REPORTING

03 = VOTER TURNOUT - TOTAL

TOTAL PERCENT  
18.03

	01	02	03
1904 NOR4	416	93	22.36
1910 NOR10	416	57	13.70
1947 NOR47	0	0	

WITH 2 OF 2 PRECINCTS REPORTING

ALDERPERSON COOL VALLEY WARD 1  
(Vote for ) 1  
01 = FLOYD BLACKWELL  
02 = INVALID WRITE-IN

VOTES PERCENT  
55 100.00  
0

	01	02
1910 NOR10	55	0
1947 NOR47	0	0

WITH 1 OF 1 PRECINCTS REPORTING

ALDERPERSON COOL VALLEY WARD 2  
(Vote for ) 1  
01 = MILLICENT JOHNSON  
02 = DONNA M. DAMERON

VOTES PERCENT  
70 76.09  
22 23.91

03 = INVALID WRITE-IN

VOTES PERCENT  
0

	01	02	03
1904 NOR4	70	22	0

WE, THE BOARD OF ELECTION COMMISSIONERS OF ST. LOUIS COUNTY, MISSOURI, ACTING AS THE VERIFICATION BOARD PURSUANT TO 115.507, R.S. MO 1978, HEREBY CERTIFY THE FOREGOING TO BE A TRUE AND CORRECT ABSTRACT OF VOTES CAST FOR THE CANDIDATES AND ISSUES AT THE GENERAL MUNICIPAL ELECTION HELD IN ST. LOUIS COUNTY, MISSOURI, ON APRIL 5, 2011. IN TESTIMONY WHEREOF, WE HAVE HEREUNTO SET OUR HAND AT OUR OFFICE IN MAPLEWOOD, ST. LOUIS COUNTY, MISSOURI, ON APRIL 19, 2011.

*Richard H. Kellett*  
RICHARD H. KELLETT, CHAIRMAN

*Julie R. Jones*  
JULIE R. JONES, SECRETARY

*Anita Yeckel*  
ANITA T. YECKEL, COMMISSIONER

*f Pluemmer*  
ANN PLUEMER, COMMISSIONER

CITY OF COUNTRY CLUB HILLS

GENERAL MUNICIPAL ELECTION  
ST. LOUIS COUNTY, MISSOURI  
TUESDAY, APRIL 5, 2011

OFFICIAL FINAL RESULTS

01 = REGISTERED VOTERS - TOTAL		TOTAL	PERCENT	WITH 2 OF 2 PRECINCTS REPORTING		TOTAL	PERCENT
02 = BALLOTS CAST - TOTAL		818		03 = VOTER TURNOUT - TOTAL		122	14.91
		122					
		01	02	03			
1926 NOR26		410	51	12.44			
1927 NOR27		408	71	17.40			

				WITH 2 OF 2 PRECINCTS REPORTING			
				VOTES	PERCENT	VOTES	PERCENT
MAYOR COUNTRY CLUB HILLS							
(Vote for ) 1							
01 = MARGIE JONES				38	31.93		
02 = DAVID POWELL, SR.				80	67.23	03 = INVALID WRITE-IN	1 .84
		01	02	03			
1926 NOR26		16	33	0			
1927 NOR27		22	47	1			

				WITH 1 OF 1 PRECINCTS REPORTING			
				VOTES	PERCENT		
ALDERPERSON COUNTRY CLUB HILLS WARD 1							
(Vote for ) 1							
01 = TILWANA WELLS				32	96.97		
02 = INVALID WRITE-IN				1	3.03		
		01	02				
1926 NOR26		32	1				

				WITH 1 OF 1 PRECINCTS REPORTING			
				VOTES	PERCENT		
ALDERPERSON COUNTRY CLUB HILLS WARD 2							
(Vote for ) 1							
01 = BENDER MCKINNEY, JR.				49	98.00		
02 = INVALID WRITE-IN				1	2.00		
		01	02				
1927 NOR27		49	1				

WE, THE BOARD OF ELECTION COMMISSIONERS OF ST. LOUIS COUNTY, MISSOURI, ACTING AS THE VERIFICATION BOARD PURSUANT TO 115.507, R.S.MO 1978, HEREBY CERTIFY THE FOREGOING TO BE A TRUE AND CORRECT ABSTRACT OF VOTES CAST FOR THE CANDIDATES AND ISSUES AT THE GENERAL MUNICIPAL ELECTION HELD IN ST. LOUIS COUNTY, MISSOURI, ON APRIL 5, 2011. IN TESTIMONY WHEREOF, WE HAVE HEREUNTO SET OUR HAND AT OUR OFFICE IN MAPLEWOOD, ST. LOUIS COUNTY, MISSOURI, ON APRIL 19, 2011.

Richard H. Kellett      Julie R. Jones      Anita T. Yeckel      f. Pluemer  
RICHARD H. KELLETT, CHAIRMAN      JULIE R. JONES, SECRETARY      ANITA T. YECKEL, COMMISSIONER      ANN PLUEMER, COMMISSIONER

VILLAGE OF COUNTRY LIFE ACRES

GENERAL MUNICIPAL ELECTION  
ST. LOUIS COUNTY, MISSOURI  
TUESDAY, APRIL 5, 2011

OFFICIAL FINAL RESULTS

01 = REGISTERED VOTERS - TOTAL  
02 = BALLOTS CAST - TOTAL

TOTAL PERCENT  
93  
15

WITH 1 OF 1 PRECINCTS REPORTING

03 = VOTER TURNOUT - TOTAL

TOTAL PERCENT  
16.13

	01	02	03
1824 MR24	93	15	16.13

1824 MR24

VOTES PERCENT

WITH 1 OF 1 PRECINCTS REPORTING

VOTES PERCENT

TRUSTEE COUNTRY LIFE ACRES

(Vote for ) 3  
01 = KAMAL P. YADAV  
02 = DAVID J. KLOTZ  
03 = TIM CLARK

9 20.00  
12 26.67  
14 31.11

04 = BECKY HOWARD  
05 = INVALID WRITE-IN

10 22.22  
0

	01	02	03	04	05
1824 MR24	9	12	14	10	0

1824 MR24

WE, THE BOARD OF ELECTION COMMISSIONERS OF ST. LOUIS COUNTY, MISSOURI, ACTING AS THE VERIFICATION BOARD PURSUANT TO 115.507, R.S. MO 1978, HEREBY CERTIFY THE FOREGOING TO BE A TRUE AND CORRECT ABSTRACT OF VOTES CAST FOR THE CANDIDATES AND ISSUES AT THE GENERAL MUNICIPAL ELECTION HELD IN ST. LOUIS COUNTY, MISSOURI, ON APRIL 5, 2011. IN TESTIMONY WHEREOF, WE HAVE HEREUNTO SET OUR HAND AT OUR OFFICE IN MAPLEWOOD, ST. LOUIS COUNTY, MISSOURI, ON APRIL 19, 2011.

*Richard H. Kellett*  
RICHARD H. KELLETT, CHAIRMAN

*Julie R. Jones*  
JULIE R. JONES, SECRETARY

*Anita Yeckel*  
ANITA T. YECKEL, COMMISSIONER

*f Pluemer*  
ANN PLUEMER, COMMISSIONER

COUNTY ASSESSOR

GENERAL MUNICIPAL ELECTION  
ST. LOUIS COUNTY, MISSOURI  
TUESDAY, APRIL 5, 2011

OFFICIAL FINAL RESULTS

WITH 807 OF 807 PRECINCTS REPORTING

01 = REGISTERED VOTERS - TOTAL  
02 = BALLOTS CAST - TOTAL

TOTAL  
692,289  
117,744

PERCENT

03 = VOTER TURNOUT - TOTAL

TOTAL  
PERCENT  
17.01

	01	02	03
0101 AP1,3	582	76	13.06
0102 AP2,53	419	50	11.93
0104 AP4,28 MID50	1499	265	17.68
0105 AP5	609	53	8.70
0106 AP6,9,13,52	1502	138	9.19
0107 AP7	230	73	31.74
0108 AP8,24	1085	201	18.53
0110 AP10,36	1290	109	8.45
0111 AP11,20	324	76	23.46
0112 AP12	206	47	22.82
0114 AP14 MID19	481	56	11.64
0115 AP15	327	24	7.34
0116 AP16,43 MID28	155	16	10.32
0117 AP17,26,42 NW14,26	1952	672	34.43
0118 AP18	253	19	7.51
0119 AP19,45	1209	119	9.84
0121 AP21	70	4	5.71
0123 AP23	278	53	19.06
0125 AP25	324	44	13.58
0127 AP27,54,56	1361	66	4.85
0129 AP29,47	388	34	8.76
0130 AP30	208	12	5.77
0131 AP31	833	228	27.37
0132 AP32	612	51	8.33
0133 AP33	262	87	33.21
0134 AP34 FER26	457	37	8.10
0137 AP37,41 MHT12 MID1	926	81	8.75
0138 AP38	113	7	6.19
0139 AP39	499	60	12.02
0140 AP40 MID56	915	294	32.13
0144 AP44	372	80	21.51
0146 AP46	57	19	33.33
0148 AP48	104	9	8.65
0149 AP49	728	238	32.69
0151 AP51	207	63	30.43
0201 BON1,21	1377	296	21.50
0202 BON2,4,14,18	1338	253	18.91
0203 BON3	487	114	23.41
0205 BON5	1223	220	17.99
0206 BON6,7	1606	302	18.80
0208 BON8,22	1538	293	19.05
0209 BON9 MR14	1863	412	22.11
0210 BON10,25,46	1896	217	11.45
0211 BON11,27,33	2020	260	12.87
0212 BON12,34	1999	285	14.26
0213 BON13,23,47	2020	333	16.49
0215 BON15,16	1307	188	14.38
0219 BON19,20,45	1325	225	16.98
0224 BON24,36,48	1347	191	14.18
0226 BON26	186	36	19.35
0228 BON28	464	93	20.04
0229 BON29	459	71	15.47
0231 BON31,32	1974	327	16.57
0237 BON37,38	879	227	25.82
0239 BON39	73	18	24.66
0240 BON40	715	202	28.25
0241 BON41,44	527	153	29.03
0242 BON42	114	20	17.54
0243 BON43	920	203	22.07
0301 CC1	1217	188	15.45
0302 CC2,7 MHT13,43	1510	193	12.78
0303 CC3,5	999	115	11.51
0304 CC4	265	10	3.77
0306 CC6,52	1143	160	14.00
0309 CC9,10	252	56	22.22
0311 CC11,16 MR65	1858	345	18.57
0312 CC12,13,15,19,22,27,40+	1661	347	20.89
0314 CC14,24,51 MR10	1795	298	16.60
0317 CC17,38	806	92	11.41
0318 CC18 MID57,62	3	0	.00
0320 CC20,46,65	1656	289	17.45
0321 CC21,28,29,34,39,48,60+	2134	436	20.43
0323 CC23	1305	208	15.94
0325 CC25	404	17	4.21
0330 CC30,33,62	530	76	14.34
0331 CC31,37	1035	132	12.75
0332 CC32,56	50	11	22.00
0335 CC35,50	1615	203	12.57
0341 CC41	358	50	13.97
0342 CC42,44	1832	212	11.57
0345 CC45	46	7	15.22
0347 CC47	127	14	11.02
0349 CC49	602	125	20.76
0353 CC53,54	1318	117	8.88
0355 CC55	413	65	15.74
0358 CC58	478	70	14.64
0359 CC59	174	22	12.64
0363 CC63,64	158	12	7.59
0401 CHE1	647	89	13.76
0402 CHE2	313	47	15.02
0403 CHE3	435	56	12.87
0404 CHE4	713	79	11.08
0405 CHE5,6,17	1249	165	13.21
0407 CHE7	861	156	18.12
0408 CHE8,33	1630	368	22.58
0409 CHE9	710	93	13.10

0410	CHE10	760	. 171	22.50
0411	CHE11	226	. 50	22.12
0412	CHE12	422	. 98	23.22
0413	CHE13	1860	. 216	11.61
0414	CHE14,36	201	. 43	21.39
0415	CHE15,16	1742	. 327	18.77
0418	CHE18	802	. 210	26.18
0419	CHE19	788	. 157	19.92
0420	CHE20,29	870	. 129	14.83
0422	CHE22,45 LAF12	1789	. 318	17.78
0423	CHE23,48	1090	. 279	25.60
0424	CHE24	354	. 29	8.19
0425	CHE25	679	. 107	15.76
0426	CHE26	239	. 28	11.72
0427	CHE27,35,55	509	. 66	12.97
0428	CHE28	1279	. 174	13.60
0430	CHE30	632	. 94	14.87
0431	CHE31 LAF26	165	. 37	22.42
0434	CHE34,53	1264	. 187	14.79
0437	CHE37	872	. 179	20.53
0438	CHE38,39 WH3	502	. 62	12.35
0440	CHE40	383	. 62	16.19
0441	CHE41	691	. 112	16.21
0442	CHE42,44 LAF30	1730	. 423	24.45
0443	CHE43,50 MER2,5	1135	. 158	13.92
0446	CHE46	1886	. 399	21.16
0451	CHE51,54,56 MER4	485	. 61	12.58
0452	CHE52	13	. 1	7.69
0501	CLA1	1185	. 217	18.31
0502	CLA2	479	. 36	7.52
0503	CLA3,10,11	2016	. 546	27.08
0504	CLA4	523	. 133	25.43
0505	CLA5,56 UNV32,41	1852	. 309	16.68
0506	CLA6,18,29	1142	. 182	15.94
0507	CLA7	430	. 125	29.07
0508	CLA8,44,53	995	. 295	29.65
0509	CLA9	451	. 46	10.20
0512	CLA12,26	397	. 141	35.52
0513	CLA13,14,47	1351	. 437	32.35
0515	CLA15,16	1265	. 372	29.41
0517	CLA17,27	143	. 32	22.38
0519	CLA19,20	902	. 102	11.31
0521	CLA21,52	972	. 106	10.91
0522	CLA22	969	. 161	16.62
0523	CLA23,33	1342	. 270	20.12
0524	CLA24	437	. 132	30.21
0525	CLA25,40	987	. 267	27.05
0528	CLA28	231	. 56	24.24
0530	CLA30,31,57,58	1287	. 170	13.21
0532	CLA32,35,42,43	1644	. 423	25.73
0534	CLA34	85	. 13	15.29
0536	CLA36	68	. 9	13.24
0537	CLA37	915	. 246	26.89
0538	CLA38,39,41,59	1271	. 328	25.81
0545	CLA45	1061	. 266	25.07
0546	CLA46,48,49,51	1381	. 270	19.55
0550	CLA50	660	. 107	16.21
0554	CLA54	559	. 68	12.16
0555	CLA55	151	. 15	9.93
0601	CON1,17	1243	. 138	11.10
0602	CON2	1319	. 194	14.71
0603	CON3,5 LEM19	2046	. 258	12.61
0604	CON4,6,44	1592	. 209	13.13
0607	CON7,40	168	. 55	32.74
0608	CON8,27,39	1400	. 213	15.21
0609	CON9	1083	. 136	12.56
0610	CON10,29	1568	. 300	19.13
0611	CON11	430	. 92	21.40
0612	CON12	3	. 2	66.67
0613	CON13,47,49	1664	. 312	18.75
0614	CON14	305	. 91	29.84
0615	CON15,42	1074	. 216	20.11
0616	CON16	397	. 119	29.97
0618	CON18	922	. 134	14.53
0619	CON19	12	. 4	33.33
0620	CON20	113	. 37	32.74
0621	CON21	658	. 156	23.71
0622	CON22	777	. 144	18.53
0624	CON24,28,46,51	1545	. 328	21.23
0625	CON25	1045	. 227	21.72
0626	CON26	222	. 19	8.56
0630	CON30,52	812	. 172	21.18
0631	CON31	487	. 120	24.64
0632	CON32	567	. 82	14.46
0633	CON33	161	. 67	41.61
0634	CON34	334	. 45	13.47
0635	CON35	278	. 100	35.97
0636	CON36	394	. 73	18.53
0637	CON37	306	. 39	12.75
0638	CON38	153	. 28	18.30
0641	CON41	117	. 46	39.32
0643	CON43,45	1787	. 328	18.35
0650	CON50	401	. 86	21.45
0701	FER1	1028	. 86	8.37
0702	FER2	536	. 89	16.60
0703	FER3,15	423	. 98	23.17
0704	FER4	116	. 14	12.07
0705	FER5	1136	. 319	28.08
0706	FER6	356	. 48	13.48
0707	FER7	414	. 48	11.59
0708	FER8	826	. 126	15.25
0709	FER9,10	563	. 116	20.60
0711	FER11	353	. 58	16.43
0712	FER12,21 NRW1,9	874	. 83	9.50
0713	FER13,23	875	. 150	17.14
0714	FER14,43	1049	. 42	4.00

0717	FER17	358	. 46	12.85
0718	FER18	340	. 66	19.41
0719	FER19	1246	. 204	16.37
0720	FER20,32,40	948	. 358	37.76
0722	FER22,27,29 SPL9	1797	. 197	10.96
0724	FER24	946	. 74	7.82
0725	FER25	5	. 0	.00
0728	FER28,30	887	. 141	15.90
0733	FER33,36,38,47	1453	. 425	29.25
0734	FER34,35	1665	. 246	14.77
0737	FER37	1527	. 184	12.05
0742	FER42	1124	. 130	11.57
0744	FER44	568	. 118	20.77
0745	FER45	263	. 30	11.41
0748	FER48,51	363	. 57	15.70
0750	FER50	443	. 94	21.22
0801	FLO1,2 LC7	919	. 266	28.94
0803	FLO3 FER41	1503	. 467	31.07
0804	FLO4	1483	. 430	29.00
0805	FLO5,15,25	1786	. 555	31.08
0806	FLO6	1066	. 211	19.79
0807	FLO7,29,34	1223	. 402	32.87
0808	FLO8,37	1339	. 452	33.76
0809	FLO9,10	1430	. 450	31.47
0811	FLO11	590	. 263	44.58
0812	FLO12	390	. 196	50.26
0813	FLO13	448	. 112	25.00
0814	FLO14,28	1278	. 542	42.41
0816	FLO16,26,33,41	1538	. 451	29.32
0817	FLO17	1358	. 320	23.56
0818	FLO18	548	. 95	17.34
0819	FLO19,24	1749	. 262	14.98
0820	FLO20,31,32,39	1132	. 445	39.31
0821	FLO21,27,38 LC34	1334	. 433	32.46
0822	FLO22	465	. 163	35.05
0823	FLO23	862	. 269	31.21
0830	FLO30	817	. 81	9.91
0835	FLO35 LC16,18	467	. 38	8.14
0836	FLO36	594	. 52	8.75
0840	FLO40 LC39	119	. 40	33.61
0901	GRA1,17	1168	. 340	29.11
0902	GRA2	599	. 29	4.84
0903	GRA3	11	. 4	36.36
0904	GRA4,52,55	1670	. 475	28.44
0905	GRA5,36,50	1980	. 619	31.26
0906	GRA6,27	1361	. 323	23.73
0907	GRA7,19,20,54	1832	. 217	11.84
0908	GRA8 BON35	415	. 65	15.66
0909	GRA9,45	754	. 199	26.39
0910	GRA10,12	115	. 31	26.96
0911	GRA11,46	601	. 154	25.62
0913	GRA13	280	. 82	29.29
0914	GRA14,41 CON48	891	. 188	21.10
0915	GRA15,30,35	1396	. 249	17.84
0916	GRA16,21,23,31	1903	. 229	12.03
0918	GRA18,34,37	1212	. 165	13.61
0922	GRA22,38	1785	. 275	15.41
0924	GRA24,32,47,48,53	1892	. 638	33.72
0925	GRA25	861	. 77	8.94
0926	GRA26	979	. 167	17.06
0928	GRA28,29	919	. 367	39.93
0933	GRA33,42 JEF41	1013	. 112	11.06
0939	GRA39	91	. 11	12.09
0943	GRA43,51 CON23	139	. 13	9.35
0944	GRA44	699	. 246	35.19
0949	GRA49	11	. 0	.00
0956	GRA56	111	. 13	11.71
1001	HAD1,2,3	2091	. 304	14.54
1004	HAD4,14	2696	. 111	4.12
1005	HAD5,37	443	. 52	11.74
1006	HAD6,7	1225	. 93	7.59
1008	HAD8,9	1666	. 285	17.11
1010	HAD10,11	1670	. 154	9.22
1012	HAD12,13,17,18	1935	. 165	8.53
1015	HAD15,16	1014	. 86	8.48
1019	HAD19	411	. 55	13.38
1020	HAD20	520	. 59	11.35
1021	HAD21,24,25,26	1781	. 223	12.52
1022	HAD22,23	716	. 88	12.29
1027	HAD27	798	. 121	15.16
1028	HAD28,29	1185	. 169	14.26
1030	HAD30,31,34	1541	. 122	7.92
1032	HAD32	1413	. 163	11.54
1033	HAD33,35	1822	. 205	11.25
1101	JEF1	376	. 56	14.89
1102	JEF2,40	245	. 34	13.88
1103	JEF3	469	. 76	16.20
1104	JEF4	361	. 76	21.05
1105	JEF5	355	. 68	19.15
1106	JEF6	363	. 108	29.75
1107	JEF7,17	523	. 85	16.25
1108	JEF8	376	. 93	24.73
1109	JEF9	235	. 79	33.62
1110	JEF10	469	. 86	18.34
1111	JEF11	335	. 53	15.82
1112	JEF12,21 GRA40	605	. 179	29.59
1113	JEF13,20	1630	. 265	16.26
1114	JEF14,19	1684	. 329	19.54
1115	JEF15	494	. 126	25.51
1116	JEF16	672	. 112	16.67
1118	JEF18,24	1712	. 347	20.27
1122	JEF22,25,26	1258	. 233	18.52
1123	JEF23,47,48	1287	. 197	15.31
1127	JEF27,28	1230	. 205	16.67
1129	JEF29,38	934	. 137	14.67
1130	JEF30,42	1889	. 295	15.62

1131	JEF31,44	1803	. 335	18.58
1132	JEF32,33	1457	. 259	17.78
1134	JEF34	1118	. 204	18.25
1135	JEF35	80	. 7	8.75
1136	JEF36	290	. 46	15.86
1137	JEF37,39	1396	. 275	19.70
1143	JEF43,45	1497	. 227	15.16
1146	JEF46,49	1335	. 283	21.20
1150	JEF50	619	. 147	23.75
1201	LAF1	343	. 82	23.91
1202	LAF2	1386	. 284	20.49
1203	LAF3	136	. 20	14.71
1204	LAF4,15	1290	. 209	16.20
1205	LAF5	1346	. 197	14.64
1206	LAF6	1172	. 189	16.13
1208	LAF8	845	. 197	23.31
1209	LAF9,10	980	. 270	27.55
1211	LAF11	590	. 64	10.85
1213	LAF13	276	. 29	10.51
1214	LAF14	720	. 136	18.89
1216	LAF16	554	. 80	14.44
1217	LAF17	392	. 75	19.13
1218	LAF18,20	1100	. 244	22.18
1219	LAF19,22	572	. 75	13.11
1221	LAF21	280	. 74	26.43
1223	LAF23	439	. 95	21.64
1224	LAF24,40	490	. 124	25.31
1225	LAF25,36	462	. 99	21.43
1227	LAF27	1307	. 232	17.75
1228	LAF28	875	. 161	18.40
1229	LAF29	1024	. 252	24.61
1231	LAF31	887	. 225	25.37
1232	LAF32 CHE32	1001	. 238	23.78
1233	LAF33	1048	. 202	19.27
1234	LAF34	59	. 17	28.81
1235	LAF35	194	. 53	27.32
1237	LAF37	192	. 22	11.46
1238	LAF38	1028	. 183	17.80
1239	LAF39,44	1574	. 320	20.33
1241	LAF41	1122	. 252	22.46
1242	LAF42	472	. 70	14.83
1243	LAF43	370	. 136	36.76
1245	LAF45 WH30	206	. 36	17.48
1302	LC2	817	. 224	27.42
1303	LC3	674	. 239	35.46
1304	LC4	529	. 132	24.95
1305	LC5,19,27	1510	. 371	24.57
1306	LC6	388	. 114	29.38
1308	LC8,31	1364	. 196	14.37
1309	LC9	1331	. 375	28.17
1310	LC10,25 FLO42	1319	. 316	23.96
1311	LC11,13,38,40	1697	. 188	11.08
1312	LC12,32	1297	. 232	17.89
1314	LC14	1373	. 156	11.36
1315	LC15,33	1254	. 172	13.72
1317	LC17,24	1184	. 161	13.60
1320	LC20	331	. 36	10.88
1321	LC21	1850	. 143	7.73
1322	LC22,28	1912	. 360	18.83
1323	LC23	212	. 52	24.53
1326	LC26 SPL6	1615	. 229	14.18
1329	LC29 NW7	1149	. 170	14.80
1330	LC30 SPL8	1896	. 206	10.86
1335	LC35	333	. 92	27.63
1336	LC36	322	. 77	23.91
1337	LC37	1325	. 236	17.81
1401	LEM1,5	1608	. 169	10.51
1402	LEM2,3,34	1612	. 236	14.64
1404	LEM4,8,41	1034	. 155	14.99
1406	LEM6	238	. 11	4.62
1407	LEM7,9	1446	. 228	15.77
1410	LEM10	869	. 101	11.62
1411	LEM11,14,20,43	786	. 108	13.74
1412	LEM12	529	. 87	16.45
1413	LEM13	1412	. 268	18.98
1415	LEM15,30,36	1811	. 295	16.29
1417	LEM17,39	1399	. 264	18.87
1418	LEM18	66	. 2	3.03
1421	LEM21,42	1019	. 151	14.82
1422	LEM22,29	1288	. 195	15.14
1423	LEM23,31	1648	. 331	20.08
1424	LEM24,32	1172	. 202	17.24
1425	LEM25	85	. 25	29.41
1426	LEM26	147	. 24	16.33
1427	LEM27	123	. 29	23.58
1428	LEM28	141	. 29	20.57
1433	LEM33,35,40,44,45	1518	. 233	15.35
1437	LEM37	216	. 39	18.06
1501	MER1,13,15	100	. 13	13.00
1503	MER3,26 CHE49	841	. 139	16.53
1506	MER6	245	. 20	8.16
1507	MER7,9	59	. 9	15.25
1508	MER8,53	827	. 65	7.86
1511	MER11,25,31,43	2266	. 248	10.94
1512	MER12,50	1207	. 199	16.49
1514	MER14	4	. 0	.00
1516	MER16	8	. 5	62.50
1517	MER17	1570	. 486	30.96
1518	MER18	1081	. 298	27.57
1519	MER19	2522	. 682	27.04
1520	MER20,46	260	. 48	18.46
1522	MER22	913	. 331	36.25
1523	MER23	1915	. 210	10.97
1524	MER24	1862	. 253	13.59
1527	MER27	417	. 38	9.11
1528	MER28	206	. 31	15.05



1529	MER29	QUE19	1367	. 106	7.75
1530	MER30		508	. 144	28.35
1532	MER32	,51	1351	. 176	13.03
1533	MER33		397	. 33	8.31
1534	MER34	WH43	1020	. 186	18.24
1535	MER35		8	. . 1	12.50
1536	MER36		961	. 113	11.76
1537	MER37	,48	1656	. 163	9.84
1541	MER41	,52	542	. 57	10.52
1542	MER42		1379	. 136	9.86
1544	MER44		0	. . 0	. . .
1545	MER45		566	. 52	9.19
1547	MER47		460	. 26	5.65
1549	MER49		757	. 116	15.32
1554	MER54		24	. . 3	12.50
1601	MHT1	,4,5	1365	. 277	20.29
1602	MHT2	,26	1345	. 322	23.94
1603	MHT3	,24 MR27,79	1586	. 339	21.37
1606	MHT6	,14,49	1678	. 180	10.73
1607	MHT7	,39 MR52	1096	. 189	17.24
1608	MHT8	,28	578	. 105	18.17
1609	MHT9		1321	. 254	19.23
1610	MHT10	,21,25,33,47	1675	. 196	11.70
1611	MHT11		769	. 97	12.61
1615	MHT15	NW38	1053	. 149	14.15
1616	MHT16		453	. 79	17.44
1617	MHT17	,46	504	. 27	5.36
1618	MHT18	NW49	1292	. 211	16.33
1619	MHT19	,27	1542	. 313	20.30
1620	MHT20	,36,48	1691	. 187	11.06
1622	MHT22		1225	. 122	9.96
1623	MHT23		932	. 146	15.67
1629	MHT29	,32,41 CC8	1197	. 35	2.92
1630	MHT30	,45 CHE47	160	. 24	15.00
1631	MHT31	,40	396	. 59	14.90
1634	MHT34		1615	. 249	15.42
1635	MHT35	MR78	1119	. 113	10.10
1637	MHT37		3	. . 2	66.67
1638	MHT38	,42	964	. 112	11.62
1644	MHT44		196	. . 9	4.59
1702	MID2	,3,45	1485	. 340	22.90
1704	MID4	,48	924	. 84	9.09
1705	MID5	,54,59 CC26	1392	. 133	9.55
1706	MID6	,11	578	. 63	10.90
1707	MID7	AP22	587	. 48	8.18
1708	MID8		433	. 51	11.78
1709	MID9		870	. 139	15.98
1710	MID10		149	. 35	23.49
1712	MID12		1399	. 180	12.87
1713	MID13	,14	1282	. 243	18.95
1715	MID15		500	. 74	14.80
1716	MID16	,36	426	. 113	26.53
1717	MID17	,34	1422	. 189	13.29
1718	MID18		342	. 83	24.27
1720	MID20		19	. . 5	26.32
1721	MID21	,41	551	. 31	5.63
1722	MID22		685	. 63	9.20
1723	MID23		547	. 155	28.34
1724	MID24	CC57,69	719	. 63	8.76
1725	MID25		48	. 17	35.42
1727	MID27		335	. 103	30.75
1729	MID29	,40	248	. 28	11.29
1730	MID30		339	. 58	17.11
1731	MID31		1	. . 0	. . 00
1732	MID32		42	. . 9	21.43
1733	MID33	,44,61	571	. 70	12.26
1735	MID35	,60	952	. 104	10.92
1737	MID37		9	. . 1	11.11
1738	MID38		36	. . 5	13.89
1739	MID39	,51	528	. 25	4.73
1742	MID42		491	. 160	32.59
1743	MID43		789	. 142	18.00
1746	MID46		290	. 83	28.62
1747	MID47		626	. 55	8.79
1749	MID49		99	. . 4	4.04
1752	MID52		536	. 78	14.55
1753	MID53	,58	510	. 54	10.59
1755	MID55		265	. 31	11.70
1801	MR1	,5	1009	. 130	12.88
1802	MR2		142	. 28	19.72
1803	MR3	,67	872	. 61	7.00
1804	MR4	,60,80	953	. 100	10.49
1806	MR6	,38	907	. 118	13.01
1807	MR7	,45	664	. 65	9.79
1808	MR8	,12,15,41,62 QUE6,15	1360	. 155	11.40
1809	MR9		91	. 10	10.99
1811	MR11	,13 BON17	887	. 102	11.50
1816	MR16	,47	948	. 199	20.99
1817	MR17		147	. 10	6.80
1818	MR18	,64	687	. 129	18.78
1819	MR19	,20,21,22	1636	. 225	13.75
1823	MR23	,53	869	. 185	21.29
1824	MR24		93	. 15	16.13
1825	MR25	,31,61	1246	. 279	22.39
1826	MR26		1119	. 130	11.62
1828	MR28	,32 BON30	973	. 116	11.92
1829	MR29		801	. 135	16.85
1830	MR30		511	. 101	19.77
1833	MR33	,54	511	. 54	10.57
1834	MR34		489	. 53	10.84
1835	MR35	,50	1100	. 80	7.27
1837	MR37	,49	668	. 155	23.20
1839	MR39		683	. 74	10.83
1840	MR40		182	. 35	19.23
1842	MR42		199	. 41	20.60
1843	MR43	,59	438	. 36	8.22

1844	MR44	678	. 79	11.65
1846	MR46	488	. 64	13.11
1848	MR48	494	. 61	12.35
1851	MR51	984	. 124	12.60
1855	MR55	234	. 70	29.91
1856	MR56	43	. 4	9.30
1857	MR57,68	813	. 142	17.47
1858	MR58	138	. 22	15.94
1863	MR63,66	722	. 82	11.36
1869	MR69	205	. 57	27.80
1870	MR70,72	105	. 13	12.38
1871	MR71,74	150	. 18	12.00
1873	MR73 CC36	919	. 158	17.19
1875	MR75	190	. 35	18.42
1876	MR76	162	. 14	8.64
1877	MR77	336	. 38	11.31
1901	NOR1	642	. 102	15.89
1902	NOR2	701	. 94	13.41
1903	NOR3	577	. 146	25.30
1904	NOR4	416	. 93	22.36
1905	NOR5	647	. 121	18.70
1906	NOR6	956	. 202	21.13
1907	NOR7	738	. 210	28.46
1908	NOR8	12	. 0	.00
1909	NOR9	628	. 76	12.10
1910	NOR10	416	. 57	13.70
1911	NOR11	384	. 226	58.85
1912	NOR12	739	. 107	14.48
1913	NOR13	151	. 27	17.88
1914	NOR14	172	. 84	48.84
1915	NOR15	1213	. 405	33.39
1916	NOR16	344	. 131	38.08
1917	NOR17,24	202	. 10	4.95
1918	NOR18	560	. 53	9.46
1919	NOR19	425	. 9	2.12
1920	NOR20	353	. 9	2.55
1921	NOR21 AP50	1659	. 357	21.52
1922	NOR22	262	. 34	12.98
1923	NOR23,25	859	. 136	15.83
1926	NOR26	410	. 51	12.44
1927	NOR27	408	. 71	17.40
1928	NOR28	288	. 42	14.58
1929	NOR29	992	. 353	35.58
1930	NOR30	719	. 201	27.96
1931	NOR31	331	. 32	9.67
1932	NOR32	238	. 24	10.08
1933	NOR33	206	. 24	11.65
1934	NOR34	258	. 4	1.55
1935	NOR35,49,54	578	. 30	5.19
1936	NOR36	476	. 28	5.88
1937	NOR37	484	. 57	11.78
1938	NOR38	1	. 0	.00
1939	NOR39	376	. 110	29.26
1940	NOR40	135	. 25	18.52
1941	NOR41	204	. 108	52.94
1942	NOR42	407	. 188	46.19
1943	NOR43	123	. 17	13.82
1944	NOR44	137	. 7	5.11
1945	NOR45,46,52,55	1113	. 151	13.57
1947	NOR47	0	. 0	.00
1948	NOR48,51	791	. 81	10.24
1950	NOR50	102	. 5	4.90
1953	NOR53	451	. 48	10.64
2002	NRW2	184	. 34	18.48
2003	NRW3,4 AP55	1922	. 156	8.12
2005	NRW5,6	1395	. 74	5.30
2007	NRW7,17	1701	. 249	14.64
2008	NRW8,15	196	. 15	7.65
2010	NRW10,11,12	1491	. 374	25.08
2013	NRW13,18	519	. 131	25.24
2014	NRW14,31,34	116	. 19	16.38
2016	NRW16	3	. 0	.00
2019	NRW19,20,25 FER31	2072	. 314	15.15
2021	NRW21,24	1437	. 142	9.88
2022	NRW22	235	. 21	8.94
2023	NRW23	489	. 39	7.98
2026	NRW26,27	375	. 47	12.53
2028	NRW28,32	1167	. 34	2.91
2029	NRW29,39,41 FER49	1816	. 103	5.67
2030	NRW30,33,36	968	. 133	13.74
2035	NRW35	678	. 88	12.98
2037	NRW37,38	823	. 169	20.53
2040	NRW40	368	. 60	16.30
2042	NRW42	760	. 196	25.79
2043	NRW43	880	. 121	13.75
2044	NRW44	431	. 36	8.35
2045	NRW45	45	. 3	6.67
2046	NRW46	429	. 31	7.23
2047	NRW47	822	. 85	10.34
2048	NRW48	742	. 31	4.18
2101	NW1	1666	. 177	10.62
2102	NW2,16	1538	. 430	27.96
2103	NW3	729	. 275	37.72
2104	NW4	579	. 115	19.86
2105	NW5	3	. 0	.00
2106	NW6,29	1	. 0	.00
2108	NW8	811	. 239	29.47
2109	NW9	383	. 71	18.54
2110	NW10,28	913	. 96	10.51
2111	NW11	563	. 191	33.93
2112	NW12	1321	. 440	33.31
2113	NW13	942	. 119	12.63
2115	NW15 LC1	689	. 124	18.00
2117	NW17,31 AP35	332	. 127	38.25
2118	NW18	194	. 31	15.98
2119	NW19,33,35	1581	. 155	9.80

2120	NW20	492	. 73	14.84
2121	NW21	9	. 7	77.78
2122	NW22, 24, 46	1083	. 187	17.27
2123	NW23, 34, 45	1244	. 161	12.94
2125	NW25, 27, 52	995	. 98	9.85
2130	NW30	174	. 4	2.30
2132	NW32, 42, 43, 50	1037	. 213	20.54
2136	NW36	10	. 0	.00
2137	NW37	789	. 318	40.30
2139	NW39	273	. 35	12.82
2140	NW40	1035	. 193	18.65
2141	NW41, 48	1958	. 179	9.14
2144	NW44	22	. 9	40.91
2147	NW47	0	. 0	.00
2151	NW51	206	. 5	2.43
2201	OAK1, 6	1350	. 226	16.74
2202	OAK2, 14	1732	. 328	18.94
2203	OAK3, 4, 23, 30, 33	1894	. 360	19.01
2205	OAK5	1331	. 259	19.46
2207	OAK7, 27, 28	1296	. 301	23.23
2208	OAK8, 22	1765	. 392	22.21
2209	OAK9, 24, 29	1729	. 383	22.15
2210	OAK10 TSF5	1959	. 375	19.14
2211	OAK11, 16	1582	. 242	15.30
2212	OAK12, 31 LEM16, 38, 46	1917	. 403	21.02
2213	OAK13, 25, 32	1657	. 289	17.44
2215	OAK15	2232	. 476	21.33
2217	OAK17, 20	1829	. 351	19.19
2218	OAK18, 35, 36, 37	1706	. 337	19.75
2219	OAK19	1953	. 350	17.92
2221	OAK21, 26	1904	. 384	20.17
2301	QUE1, 5	1433	. 107	7.47
2302	QUE2, 14, 22	1408	. 245	17.40
2303	QUE3	138	. 10	7.25
2304	QUE4	454	. 130	28.63
2307	QUE7	772	. 90	11.66
2308	QUE8	304	. 36	11.84
2309	QUE9 MR36	2115	. 227	10.73
2310	QUE10	398	. 114	28.64
2311	QUE11, 48	440	. 41	9.32
2313	QUE13	160	. 13	8.13
2316	QUE16	452	. 86	19.03
2317	QUE17, 40	846	. 199	23.52
2318	QUE18	883	. 198	22.42
2320	QUE20	387	. 57	14.73
2321	QUE21	74	. 3	4.05
2323	QUE23	871	. 173	19.86
2324	QUE24, 41, 47	1197	. 122	10.19
2325	QUE25, 38, 51	775	. 134	17.29
2326	QUE26 WH49	438	. 54	12.33
2327	QUE27 WH50	284	. 30	10.56
2328	QUE28, 34	209	. 42	20.10
2329	QUE29	1450	. 252	17.38
2330	QUE30	135	. 35	25.93
2331	QUE31	719	. 83	11.54
2332	QUE32	296	. 45	15.20
2333	QUE33	410	. 52	12.68
2335	QUE35	698	. 242	34.67
2336	QUE36	149	. 16	10.74
2337	QUE37	1256	. 60	4.78
2339	QUE39	1025	. 90	8.78
2342	QUE42	581	. 112	19.28
2343	QUE43	923	. 71	7.69
2344	QUE44	1023	. 182	17.79
2345	QUE45	1176	. 144	12.24
2346	QUE46	179	. 11	6.15
2349	QUE49	243	. 15	6.17
2350	QUE50	10	. 1	10.00
2401	SF1	1128	. 126	11.17
2402	SF2, 24	754	. 63	8.36
2403	SF3, 22	870	. 55	6.32
2404	SF4, 5	1806	. 70	3.88
2406	SF6, 9	1663	. 101	6.07
2407	SF7, 8, 38, 39	1726	. 164	9.50
2410	SF10	1108	. 100	9.03
2411	SF11, 17, 21, 27, 30, 34	1586	. 63	3.97
2412	SF12, 19, 28	964	. 239	24.79
2413	SF13, 14, 23	1860	. 422	22.69
2415	SF15, 16, 35	2019	. 570	28.23
2418	SF18, 20	1190	. 302	25.38
2425	SF25	1211	. 297	24.53
2426	SF26, 36, 40	143	. 34	23.78
2429	SF29, 33, 41	1203	. 81	6.73
2431	SF31, 32	1542	. 199	12.91
2437	SF37	22	. 4	18.18
2501	SPL1	1752	. 198	11.30
2502	SPL2, 24, 25	1728	. 183	10.59
2503	SPL3	2129	. 131	6.15
2504	SPL4	1060	. 137	12.92
2505	SPL5, 13, 17	1764	. 138	7.82
2507	SPL7	1629	. 217	13.32
2510	SPL10, 27	1336	. 275	20.58
2511	SPL11	1599	. 214	13.38
2512	SPL12 FER39, 46	699	. 164	23.46
2514	SPL14, 29	1795	. 268	14.93
2515	SPL15 FER16	1290	. 324	25.12
2516	SPL16	875	. 119	13.60
2518	SPL18	356	. 101	28.37
2519	SPL19, 23, 30	2075	. 201	9.69
2520	SPL20, 26	1524	. 413	27.10
2521	SPL21	615	. 128	20.81
2522	SPL22	1072	. 171	15.95
2528	SPL28	1083	. 213	19.67
2601	TSF1, 9, 20	1872	. 325	17.36
2602	TSF2, 10	1025	. 262	25.56
2603	TSF3, 12, 13	709	. 155	21.86

2604	TSF4,6	1119	. 267	23.86
2607	TSF7,31	1580	. 245	15.51
2608	TSF8,32	2083	. 433	20.79
2611	TSF11	475	. 123	25.89
2614	TSF14	834	. 164	19.66
2615	TSF15	1215	. 221	18.19
2616	TSF16	1835	. 393	21.42
2617	TSF17,27	1839	. 413	22.46
2618	TSF18	1284	. 326	25.39
2619	TSF19	1896	. 417	21.99
2621	TSF21	1232	. 275	22.32
2622	TSF22,23	1311	. 289	22.04
2624	TSF24	1529	. 234	15.30
2625	TSF25,26	1789	. 415	23.20
2628	TSF28,29	2304	. 261	11.33
2630	TSF30 OAK34	1519	. 265	17.45
2701	UNV1,10	1513	. 97	6.41
2702	UNV2,17	903	. 76	8.42
2703	UNV3	199	. 40	20.10
2704	UNV4 NOR56	380	. 79	20.79
2705	UNV5	28	. 2	7.14
2706	UNV6,13	277	. 18	6.50
2707	UNV7,9,11	858	. 51	5.94
2708	UNV8	198	. 12	6.06
2712	UNV12	124	. 32	25.81
2714	UNV14	1542	. 113	7.33
2715	UNV15,16	1585	. 133	8.39
2718	UNV18,19	1342	. 148	11.03
2720	UNV20,22 HAD36,38	1677	. 195	11.63
2721	UNV21	617	. 114	18.48
2723	UNV23,30,31	2077	. 280	13.48
2724	UNV24,29	1987	. 238	11.98
2725	UNV25,26	1505	. 154	10.23
2727	UNV27	1555	. 183	11.77
2728	UNV28,34,45	1328	. 156	11.75
2733	UNV33,39,40,43,44	1607	. 246	15.31
2735	UNV35,36,38,42	1723	. 149	8.65
2737	UNV37,47	968	. 55	5.68
2746	UNV46	1484	. 112	7.55
2748	UNV48 MID26	117	. 12	10.26
2749	UNV49	884	. 176	19.91
2801	WH1 QUE12	545	. 44	8.07
2802	WH2	187	. 31	16.58
2804	WH4,10,12	536	. 138	25.75
2805	WH5,7	252	. 44	17.46
2806	WH6	359	. 33	9.19
2808	WH8	1372	. 189	13.78
2809	WH9	2030	. 317	15.62
2811	WH11	1061	. 110	10.37
2813	WH13	871	. 111	12.74
2814	WH14	464	. 62	13.36
2815	WH15	584	. 104	17.81
2816	WH16	679	. 119	17.53
2817	WH17,25	1217	. 188	15.45
2818	WH18	193	. 5	2.59
2819	WH19	609	. 57	9.36
2820	WH20	1013	. 113	11.15
2821	WH21	1394	. 119	8.54
2822	WH22	224	. 53	23.66
2823	WH23,26 CHE21	1780	. 216	12.13
2824	WH24	544	. 63	11.58
2827	WH27,28	1162	. 235	20.22
2829	WH29	239	. 19	7.95
2831	WH31	1041	. 219	21.04
2832	WH32,38,39 MER10	798	. 99	12.41
2833	WH33	333	. 33	9.91
2834	WH34	1644	. 289	17.58
2835	WH35,36	585	. 96	16.41
2837	WH37	255	. 56	21.96
2840	WH40,41	832	. 124	14.90
2842	WH42 LAF7 MER21,38,39,40	91	. 10	10.99
2844	WH44	185	. 26	14.05
2845	WH45,47,48	1401	. 296	21.13
2846	WH46	572	. 84	14.69
2851	WH51	230	. 40	17.39

=====

		VOTES PERCENT		WITH 807 OF 807 PRECINCTS REPORTING		VOTES PERCENT	
ST. LOUIS COUNTY ASSESSOR							
(Vote for ) 1							
01 = JAKE ZIMMERMAN (DEM)		73,396	63.68				
02 = L.K. (CHIP) WOOD (REP)		41,656	36.14	03 = THEODIS(TED) BROWN SR (1) W/I VOTES OF	207	.18	
		-----	-----				
		01	02	03			
0101	AP1,3	53	23	0			
0102	AP2,53	41	7	0			
0104	AP4,28 MID50	193	58	4			
0105	AP5	36	16	1			
0106	AP6,9,13,52	98	37	0			
0107	AP7	57	15	0			
0108	AP8,24	139	55	0			
0110	AP10,36	83	25	0			
0111	AP11,20	54	21	0			
0112	AP12	31	15	0			
0114	AP14 MID19	41	13	0			
0115	AP15	23	1	0			
0116	AP16,43 MID28	10	6	0			
0117	AP17,26,42 NW14,26	423	224	3			
0118	AP18	13	5	1			
0119	AP19,45	84	34	0			
0121	AP21	4	0	0			
0123	AP23	28	22	0			
0125	AP25	30	13	0			
0127	AP27,54,56	56	6	1			

0129	AP29,47	27	5	0
0130	AP30	8	4	0
0131	AP31	173	51	0
0132	AP32	34	15	0
0133	AP33	64	20	0
0134	AP34 FER26	35	2	0
0137	AP37,41 MHT12 MID1	59	20	2
0138	AP38	6	0	0
0139	AP39	42	18	0
0140	AP40 MID56	214	68	1
0144	AP44	64	13	0
0146	AP46	15	3	1
0148	AP48	3	6	0
0149	AP49	174	59	0
0151	AP51	39	19	0
0201	BON1,21	156	136	1
0202	BON2,4,14,18	137	112	1
0203	BON3	57	54	1
0205	BON5	124	91	0
0206	BON6,7	169	129	1
0208	BON8,22	195	96	0
0209	BON9 MR14	211	191	0
0210	BON10,25,46	139	76	0
0211	BON11,27,33	144	113	2
0212	BON12,34	168	112	1
0213	BON13,23,47	206	124	0
0215	BON15,16	93	92	0
0219	BON19,20,45	125	96	0
0224	BON24,36,48	136	52	1
0226	BON26	14	22	0
0228	BON28	51	41	0
0229	BON29	46	25	0
0231	BON31,32	206	114	0
0237	BON37,38	114	105	0
0239	BON39	15	3	0
0240	BON40	124	71	0
0241	BON41,44	68	84	0
0242	BON42	11	9	0
0243	BON43	100	97	0
0301	CC1	122	61	1
0302	CC2,7 MHT13,43	135	56	1
0303	CC3,5	80	32	0
0304	CC4	8	2	0
0306	CC6,52	115	43	1
0309	CC9,10	29	27	0
0311	CC11,16 MR65	192	143	1
0312	CC12,13,15,19,22,27,40+	289	57	0
0314	CC14,24,51 MR10	212	84	0
0317	CC17,38	79	13	0
0318	CC18 MID57,62	0	0	0
0320	CC20,46,65	251	35	1
0321	CC21,28,29,34,39,48,60+	382	53	0
0323	CC23	136	67	0
0325	CC25	16	0	0
0330	CC30,33,62	44	32	0
0331	CC31,37	91	41	0
0332	CC32,56	6	5	0
0335	CC35,50	149	50	0
0341	CC41	37	13	0
0342	CC42,44	168	43	0
0345	CC45	3	4	0
0347	CC47	11	3	0
0349	CC49	59	62	0
0353	CC53,54	81	35	1
0355	CC55	46	19	0
0358	CC58	51	18	0
0359	CC59	12	9	0
0363	CC63,64	12	0	0
0401	CHE1	28	59	0
0402	CHE2	16	29	0
0403	CHE3	16	39	0
0404	CHE4	28	49	0
0405	CHE5,6,17	53	108	0
0407	CHE7	59	95	0
0408	CHE8,33	126	232	1
0409	CHE9	32	59	0
0410	CHE10	63	104	0
0411	CHE11	14	34	0
0412	CHE12	39	59	0
0413	CHE13	87	123	0
0414	CHE14,36	17	25	1
0415	CHE15,16	130	191	0
0418	CHE18	83	123	0
0419	CHE19	87	64	0
0420	CHE20,29	55	71	0
0422	CHE22,45 LAF12	171	141	0
0423	CHE23,48	119	154	0
0424	CHE24	9	20	0
0425	CHE25	30	75	0
0426	CHE26	11	16	0
0427	CHE27,35,55	26	38	0
0428	CHE28	50	117	0
0430	CHE30	36	57	0
0431	CHE31 LAF26	18	18	0
0434	CHE34,53	82	102	0
0437	CHE37	65	105	0
0438	CHE38,39 WH3	15	46	0
0440	CHE40	26	33	0
0441	CHE41	48	62	0
0442	CHE42,44 LAF30	231	179	2
0443	CHE43,50 MER2,5	64	91	0
0446	CHE46	201	183	0
0451	CHE51,54,56 MER4	24	33	0
0452	CHE52	1	0	0
0501	CLA1	173	42	1
0502	CLA2	30	6	0

0503	CLA3,10,11	385	154	2
0504	CLA4	87	41	1
0505	CLA5,56 UNV32,41	236	72	1
0506	CLA6,18,29	95	81	1
0507	CLA7	71	50	1
0508	CLA8,44,53	199	86	1
0509	CLA9	28	18	0
0512	CLA12,26	61	74	2
0513	CLA13,14,47	234	193	0
0515	CLA15,16	116	246	3
0517	CLA17,27	23	9	0
0519	CLA19,20	61	41	0
0521	CLA21,52	100	5	0
0522	CLA22	139	20	0
0523	CLA23,33	157	105	1
0524	CLA24	62	66	0
0525	CLA25,40	86	177	0
0528	CLA28	27	28	0
0530	CLA30,31,57,58	115	52	1
0532	CLA32,35,42,43	207	208	2
0534	CLA34	2	11	0
0536	CLA36	6	2	0
0537	CLA37	89	150	0
0538	CLA38,39,41,59	178	143	0
0545	CLA45	119	139	0
0546	CLA46,48,49,51	157	103	0
0550	CLA50	64	42	0
0554	CLA54	61	7	0
0555	CLA55	1	14	0
0601	CON1,17	84	53	0
0602	CON2	135	58	1
0603	CON3,5 LEM19	159	97	1
0604	CON4,6,44	123	85	0
0607	CON7,40	43	7	0
0608	CON8,27,39	131	80	1
0609	CON9	90	43	2
0610	CON10,29	176	122	0
0611	CON11	48	38	0
0612	CON12	0	1	0
0613	CON13,47,49	210	99	1
0614	CON14	64	27	0
0615	CON15,42	109	103	0
0616	CON16	79	33	0
0618	CON18	62	68	1
0619	CON19	3	1	0
0620	CON20	23	9	0
0621	CON21	98	54	0
0622	CON22	85	55	0
0624	CON24,28,46,51	186	139	0
0625	CON25	99	125	0
0626	CON26	13	4	0
0630	CON30,52	97	72	1
0631	CON31	64	54	0
0632	CON32	46	35	0
0633	CON33	37	20	2
0634	CON34	23	21	0
0635	CON35	75	20	2
0636	CON36	37	36	0
0637	CON37	33	6	0
0638	CON38	16	11	0
0641	CON41	33	11	1
0643	CON43,45	154	169	0
0650	CON50	51	35	0
0701	FER1	79	7	0
0702	FER2	76	12	0
0703	FER3,15	70	22	0
0704	FER4	11	3	0
0705	FER5	240	74	0
0706	FER6	39	6	0
0707	FER7	42	5	0
0708	FER8	108	14	0
0709	FER9,10	93	22	0
0711	FER11	42	15	0
0712	FER12,21 NRW,9	73	8	0
0713	FER13,23	111	35	0
0714	FER14,43	37	5	0
0717	FER17	36	9	0
0718	FER18	59	5	0
0719	FER19	184	18	0
0720	FER20,32,40	233	106	1
0722	FER22,27,29 SPL9	180	11	1
0724	FER24	52	22	0
0725	FER25	0	0	0
0728	FER28,30	122	18	0
0733	FER33,36,38,47	281	125	4
0734	FER34,35	188	53	1
0737	FER37	165	17	0
0742	FER42	112	18	0
0744	FER44	107	9	0
0745	FER45	24	6	0
0748	FER48,51	40	12	0
0750	FER50	71	20	0
0801	FLO1,2 LC7	183	77	0
0803	FLO3 FER41	337	116	0
0804	FLO4	285	133	3
0805	FLO5,15,25	370	158	2
0806	FLO6	147	57	0
0807	FLO7,29,34	284	91	0
0808	FLO8,37	312	124	1
0809	FLO9,10	324	120	0
0811	FLO11	199	54	0
0812	FLO12	116	65	0
0813	FLO13	81	29	0
0814	FLO14,28	322	197	1
0816	FLO16,26,33,41	312	116	0
0817	FLO17	233	78	0

0818	FLO18	63	28	0
0819	FLO19,24	195	62	0
0820	FLO20,31,32,39	311	115	0
0821	FLO21,27,38 LC34	302	121	0
0822	FLO22	122	34	0
0823	FLO23	172	87	1
0830	FLO30	65	16	0
0835	FLO35 LC16,18	29	9	0
0836	FLO36	47	5	0
0840	FLO40 LC39	28	12	0
0901	GRA1,17	189	147	0
0902	GRA2	22	7	0
0903	GRA3	2	2	0
0904	GRA4,52,55	292	176	0
0905	GRA5,36,50	369	239	1
0906	GRA6,27	197	117	0
0907	GRA7,19,20,54	128	85	1
0908	GRA8 BON35	36	28	0
0909	GRA9,45	83	113	0
0910	GRA10,12	10	20	0
0911	GRA11,46	67	84	0
0913	GRA13	35	44	0
0914	GRA14,41 CON48	92	94	0
0915	GRA15,30,35	144	103	0
0916	GRA16,21,23,31	147	80	0
0918	GRA18,34,37	104	59	0
0922	GRA22,38	169	104	0
0924	GRA24,32,47,48,53	361	265	1
0925	GRA25	47	30	0
0926	GRA26	97	66	1
0928	GRA28,29	199	160	2
0933	GRA33,42 JEF41	71	39	1
0939	GRA39	8	3	0
0943	GRA43,51 CON23	8	5	0
0944	GRA44	98	139	1
0949	GRA49	0	0	0
0956	GRA56	9	4	0
1001	HAD1,2,3	233	70	0
1004	HAD4,14	83	25	1
1005	HAD5,37	41	11	0
1006	HAD6,7	85	8	0
1008	HAD8,9	246	38	0
1010	HAD10,11	139	15	0
1012	HAD12,13,17,18	120	41	2
1015	HAD15,16	63	23	0
1019	HAD19	36	19	0
1020	HAD20	51	8	0
1021	HAD21,24,25,26	144	77	0
1022	HAD22,23	61	27	0
1027	HAD27	101	19	1
1028	HAD28,29	115	53	0
1030	HAD30,31,34	87	32	2
1032	HAD32	131	29	1
1033	HAD33,35	156	47	0
1101	JEF1	27	28	0
1102	JEF2,40	21	13	0
1103	JEF3	34	42	0
1104	JEF4	29	44	0
1105	JEF5	26	41	0
1106	JEF6	53	52	0
1107	JEF7,17	49	35	0
1108	JEF8	53	39	0
1109	JEF9	47	28	1
1110	JEF10	48	37	0
1111	JEF11	27	25	0
1112	JEF12,21 GRA40	102	75	0
1113	JEF13,20	203	59	1
1114	JEF14,19	249	75	1
1115	JEF15	78	46	0
1116	JEF16	52	59	1
1118	JEF18,24	223	117	1
1122	JEF22,25,26	116	111	0
1123	JEF23,47,48	143	53	1
1127	JEF27,28	128	74	1
1129	JEF29,38	78	59	0
1130	JEF30,42	190	103	0
1131	JEF31,44	206	127	1
1132	JEF32,33	102	154	0
1134	JEF34	100	101	0
1135	JEF35	5	2	0
1136	JEF36	24	21	0
1137	JEF37,39	138	132	1
1143	JEF43,45	160	64	0
1146	JEF46,49	183	98	0
1150	JEF50	68	75	0
1201	LAF1	39	42	0
1202	LAF2	130	146	3
1203	LAF3	8	12	0
1204	LAF4,15	92	113	0
1205	LAF5	90	105	1
1206	LAF6	87	93	1
1208	LAF8	83	113	0
1209	LAF9,10	98	163	1
1211	LAF11	21	42	0
1213	LAF13	14	15	0
1214	LAF14	76	58	0
1216	LAF16	34	46	0
1217	LAF17	20	54	1
1218	LAF18,20	112	125	0
1219	LAF19,22	31	36	0
1221	LAF21	39	34	0
1223	LAF23	41	54	0
1224	LAF24,40	44	79	1
1225	LAF25,36	46	51	0
1227	LAF27	111	113	0
1228	LAF28	56	103	0

1229	LAF29	119	124	1
1231	LAF31	93	123	0
1232	LAF32 CHE32	99	131	0
1233	LAF33	79	119	1
1234	LAF34	10	7	0
1235	LAF35	19	33	1
1237	LAF37	11	11	0
1238	LAF38	86	94	0
1239	LAF39,44	164	151	0
1241	LAF41	110	138	1
1242	LAF42	29	38	0
1243	LAF43	60	73	0
1245	LAF45 WH30	18	15	0
1302	LC2	127	89	0
1303	LC3	170	63	0
1304	LC4	87	42	0
1305	LC5,19,27	275	91	0
1306	LC6	81	31	0
1308	LC8,31	126	67	0
1309	LC9	247	116	0
1310	LC10,25 FLO42	211	101	0
1311	LC11,13,38,40	133	54	0
1312	LC12,32	179	50	0
1314	LC14	121	33	0
1315	LC15,33	105	64	0
1317	LC17,24	129	29	0
1320	LC20	32	4	0
1321	LC21	120	22	0
1322	LC22,28	239	117	2
1323	LC23	37	14	0
1326	LC26 SPL6	182	45	0
1329	LC29 NW7	112	52	0
1330	LC30 SPL8	153	48	1
1335	LC35	65	25	0
1336	LC36	55	22	0
1337	LC37	186	47	0
1401	LEM1,5	127	38	0
1402	LEM2,3,34	165	62	1
1404	LEM4,8,41	107	45	0
1406	LEM6	8	3	0
1407	LEM7,9	152	74	0
1410	LEM10	75	26	0
1411	LEM11,14,20,43	77	30	0
1412	LEM12	62	25	0
1413	LEM13	164	103	0
1415	LEM15,30,36	172	120	0
1417	LEM17,39	150	107	1
1418	LEM18	2	0	0
1421	LEM21,42	99	45	0
1422	LEM22,29	122	69	0
1423	LEM23,31	211	114	1
1424	LEM24,32	114	86	0
1425	LEM25	19	5	0
1426	LEM26	16	8	0
1427	LEM27	21	8	0
1428	LEM28	18	11	0
1433	LEM33,35,40,44,45	145	84	2
1437	LEM37	28	10	0
1501	MER1,13,15	7	5	0
1503	MER3,26 CHE49	64	74	0
1506	MER6	8	10	0
1507	MER7,9	6	3	0
1508	MER8,53	23	42	0
1511	MER11,25,31,43	149	94	0
1512	MER12,50	102	87	0
1514	MER14	0	0	0
1516	MER16	4	0	0
1517	MER17	220	248	0
1518	MER18	132	149	0
1519	MER19	252	400	3
1520	MER20,46	26	22	0
1522	MER22	152	162	1
1523	MER23	93	114	0
1524	MER24	142	107	0
1527	MER27	21	16	0
1528	MER28	10	21	0
1529	MER29 QUE19	53	52	0
1530	MER30	67	72	0
1532	MER32,51	103	72	0
1533	MER33	14	19	0
1534	MER34 WH43	106	75	1
1535	MER35	0	1	0
1536	MER36	40	66	1
1537	MER37,48	84	78	0
1541	MER41,52	18	38	1
1542	MER42	74	60	0
1544	MER44	0	0	0
1545	MER45	23	27	0
1547	MER47	9	15	0
1549	MER49	42	74	0
1554	MER54	0	1	0
1601	MHT1,4,5	159	112	0
1602	MHT2,26	187	129	0
1603	MHT3,24 MR27,79	189	144	0
1606	MHT6,14,49	119	60	1
1607	MHT7,39 MR52	94	94	0
1608	MHT8,28	56	48	0
1609	MHT9	164	82	0
1610	MHT10,21,25,33,47	124	72	0
1611	MHT11	68	28	0
1615	MHT15 NW38	87	62	0
1616	MHT16	56	23	0
1617	MHT17,46	19	8	0
1618	MHT18 NW49	138	71	0
1619	MHT19,27	147	158	0
1620	MHT20,36,48	125	61	0



1622	MHT22	64	58	0
1623	MHT23	85	59	0
1629	MHT29,32,41	28	6	0
1630	MHT30,45	11	13	0
1631	MHT31,40	39	20	0
1634	MHT34	149	96	0
1635	MHT35	40	73	0
1637	MHT37	1	1	0
1638	MHT38,42	73	38	0
1644	MHT44	8	1	0
1702	MID2,3,45	260	76	1
1704	MID4,48	70	13	0
1705	MID5,54,59	104	28	1
1706	MID6,11	44	16	1
1707	MID7	40	7	0
1708	MID8	39	10	0
1709	MID9	101	36	0
1710	MID10	27	6	0
1712	MID12	123	54	1
1713	MID13,14	182	56	1
1715	MID15	52	20	0
1716	MID16,36	63	44	3
1717	MID17,34	138	50	0
1718	MID18	66	14	0
1720	MID20	4	1	0
1721	MID21,41	17	13	0
1722	MID22	49	14	0
1723	MID23	114	36	0
1724	MID24	48	15	0
1725	MID25	4	12	0
1727	MID27	82	20	0
1729	MID29,40	17	10	0
1730	MID30	50	4	0
1731	MID31	0	0	0
1732	MID32	6	3	0
1733	MID33,44,61	53	17	0
1735	MID35,60	67	37	0
1737	MID37	1	0	0
1738	MID38	4	1	0
1739	MID39,51	22	3	0
1742	MID42	120	33	1
1743	MID43	96	46	0
1746	MID46	65	11	0
1747	MID47	51	3	0
1749	MID49	4	0	0
1752	MID52	56	19	1
1753	MID53,58	38	13	0
1755	MID55	25	3	0
1801	MR1,5	56	71	0
1802	MR2	19	9	0
1803	MR3,67	23	37	0
1804	MR4,60,80	38	61	0
1806	MR6,38	44	74	0
1807	MR7,45	33	32	0
1808	MR8,12,15,41,62	66	89	0
1809	MR9	5	5	0
1811	MR11,13	37	62	0
1816	MR16,47	110	83	0
1817	MR17	6	4	0
1818	MR18,64	69	58	0
1819	MR19,20,21,22	109	110	0
1823	MR23,53	91	92	0
1824	MR24	1	14	0
1825	MR25,31,61	121	146	1
1826	MR26	69	61	0
1828	MR28,32	52	64	0
1829	MR29	53	75	0
1830	MR30	49	51	0
1833	MR33,54	22	31	0
1834	MR34	15	37	1
1835	MR35,50	49	31	0
1837	MR37,49	67	83	1
1839	MR39	24	47	1
1840	MR40	18	17	0
1842	MR42	26	14	0
1843	MR43,59	15	20	1
1844	MR44	28	50	1
1846	MR46	23	40	0
1848	MR48	18	43	0
1851	MR51	60	64	0
1855	MR55	39	30	0
1856	MR56	1	3	0
1857	MR57,68	86	53	0
1858	MR58	14	8	0
1863	MR63,66	40	39	1
1869	MR69	32	25	0
1870	MR70,72	5	8	0
1871	MR71,74	13	5	0
1873	MR73	96	61	1
1875	MR75	17	18	0
1876	MR76	11	3	0
1877	MR77	20	17	0
1901	NOR1	93	5	0
1902	NOR2	82	5	0
1903	NOR3	126	4	2
1904	NOR4	87	5	1
1905	NOR5	116	2	0
1906	NOR6	184	7	1
1907	NOR7	192	12	0
1908	NOR8	0	0	0
1909	NOR9	64	8	1
1910	NOR10	52	4	0
1911	NOR11	174	44	1
1912	NOR12	97	6	0
1913	NOR13	26	0	0
1914	NOR14	55	29	0

1915	NOR15	293	102	0
1916	NOR16	111	10	0
1917	NOR17,24	9	1	0
1918	NOR18	47	5	0
1919	NOR19	7	1	0
1920	NOR20	7	2	0
1921	NOR21 AP50	298	32	0
1922	NOR22	32	1	0
1923	NOR23,25	113	19	0
1926	NOR26	44	4	0
1927	NOR27	63	7	0
1928	NOR28	40	2	0
1929	NOR29	324	18	0
1930	NOR30	160	36	0
1931	NOR31	31	0	0
1932	NOR32	20	2	0
1933	NOR33	23	0	0
1934	NOR34	4	0	0
1935	NOR35,49,54	23	7	0
1936	NOR36	27	0	0
1937	NOR37	53	1	0
1938	NOR38	0	0	0
1939	NOR39	96	12	0
1940	NOR40	23	0	0
1941	NOR41	91	11	1
1942	NOR42	148	33	0
1943	NOR43	17	0	0
1944	NOR44	5	2	0
1945	NOR45,46,52,55	131	16	0
1947	NOR47	0	0	0
1948	NOR48,51	80	1	0
1950	NOR50	5	0	0
1953	NOR53	38	6	0
2002	NRW2	29	2	0
2003	NRW3,4 AP55	141	12	0
2005	NRW5,6	65	7	0
2007	NRW7,17	209	36	0
2008	NRW8,15	14	0	0
2010	NRW10,11,12	336	21	0
2013	NRW13,18	118	8	0
2014	NRW14,31,34	19	0	0
2016	NRW16	0	0	0
2019	NRW19,20,25 FER31	236	67	0
2021	NRW21,24	127	12	0
2022	NRW22	21	0	0
2023	NRW23	34	2	3
2026	NRW26,27	45	2	0
2028	NRW28,32	30	3	0
2029	NRW29,39,41 FER49	82	21	0
2030	NRW30,33,36	116	14	0
2035	NRW35	73	13	0
2037	NRW37,38	150	10	1
2040	NRW40	51	6	0
2042	NRW42	181	8	0
2043	NRW43	108	3	2
2044	NRW44	34	1	0
2045	NRW45	3	0	0
2046	NRW46	28	3	0
2047	NRW47	75	7	0
2048	NRW48	27	3	0
2101	NW1	123	52	0
2102	NW2,16	273	140	0
2103	NW3	169	97	0
2104	NW4	80	34	0
2105	NW5	0	0	0
2106	NW6,29	0	0	0
2108	NW8	150	81	0
2109	NW9	39	31	0
2110	NW10,28	70	22	0
2111	NW11	98	86	0
2112	NW12	254	171	0
2113	NW13	77	39	1
2115	NW15 LC1	84	34	0
2117	NW17,31 AP35	88	33	0
2118	NW18	24	6	0
2119	NW19,33,35	104	50	0
2120	NW20	45	27	0
2121	NW21	2	3	0
2122	NW22,24,46	117	63	0
2123	NW23,34,45	114	47	0
2125	NW25,27,52	62	36	0
2130	NW30	3	1	0
2132	NW32,42,43,50	152	55	0
2136	NW36	0	0	0
2137	NW37	192	105	0
2139	NW39	24	10	0
2140	NW40	119	71	0
2141	NW41,48	117	57	0
2144	NW44	2	6	1
2147	NW47	0	0	0
2151	NW51	3	1	1
2201	OAK1,6	135	88	0
2202	OAK2,14	206	112	1
2203	OAK3,4,23,30,33	207	147	0
2205	OAK5	168	89	0
2207	OAK7,27,28	138	159	0
2208	OAK8,22	227	157	0
2209	OAK9,24,29	199	179	0
2210	OAK10 TSF5	187	175	0
2211	OAK11,16	146	90	1
2212	OAK12,31 LEM16,38,46	227	171	0
2213	OAK13,25,32	157	128	0
2215	OAK15	220	243	0
2217	OAK17,20	193	150	0
2218	OAK18,35,36,37	155	174	1
2219	OAK19	176	172	0

2221	OAK21,26	226	151	1
2301	QUE1,5	58	49	0
2302	QUE2,14,22	143	94	0
2303	QUE3	4	6	0
2304	QUE4	69	55	1
2307	QUE7	52	35	0
2308	QUE8	18	18	0
2309	QUE9 MR36	100	127	0
2310	QUE10	50	61	0
2311	QUE11,48	23	18	0
2313	QUE13	9	4	0
2316	QUE16	44	39	0
2317	QUE17,40	130	59	0
2318	QUE18	108	88	0
2320	QUE20	29	27	0
2321	QUE21	3	0	0
2323	QUE23	81	87	0
2324	QUE24,41,47	66	56	0
2325	QUE25,38,51	75	55	0
2326	QUE26 WH49	35	19	0
2327	QUE27 WH50	15	15	0
2328	QUE28,34	28	13	0
2329	QUE29	140	109	1
2330	QUE30	14	21	0
2331	QUE31	44	39	0
2332	QUE32	18	25	0
2333	QUE33	21	31	0
2335	QUE35	176	59	1
2336	QUE36	10	6	0
2337	QUE37	27	33	0
2339	QUE39	44	46	0
2342	QUE42	66	43	0
2343	QUE43	34	37	0
2344	QUE44	89	89	1
2345	QUE45	82	60	0
2346	QUE46	5	5	0
2349	QUE49	9	5	0
2350	QUE50	1	0	0
2401	SF1	112	12	0
2402	SF2,24	54	9	0
2403	SF3,22	48	5	2
2404	SF4,5	64	5	0
2406	SF6,9	84	15	0
2407	SF7,8,38,39	134	29	0
2410	SF10	78	22	0
2411	SF11,17,21,27,30,34	54	7	0
2412	SF12,19,28	192	33	0
2413	SF13,14,23	357	51	1
2415	SF15,16,35	458	94	0
2418	SF18,20	251	47	0
2425	SF25	238	53	0
2426	SF26,36,40	25	8	0
2429	SF29,33,41	73	7	0
2431	SF31,32	157	31	2
2437	SF37	4	0	0
2501	SPL1	181	16	0
2502	SPL2,24,25	156	25	0
2503	SPL3	114	15	1
2504	SPL4	107	27	0
2505	SPL5,13,17	113	22	0
2507	SPL7	186	29	1
2510	SPL10,27	186	87	1
2511	SPL11	198	15	1
2512	SPL12 FER39,46	138	23	1
2514	SPL14,29	211	53	1
2515	SPL15 FER16	281	37	1
2516	SPL16	82	32	0
2518	SPL18	52	46	0
2519	SPL19,23,30	157	42	1
2520	SPL20,26	290	110	1
2521	SPL21	84	38	2
2522	SPL22	148	21	0
2528	SPL28	167	42	1
2601	TSF1,9,20	115	204	1
2602	TSF2,10	144	116	0
2603	TSF3,12,13	59	92	0
2604	TSF4,6	111	152	0
2607	TSF7,31	140	100	0
2608	TSF8,32	210	214	0
2611	TSF11	51	67	0
2614	TSF14	71	89	0
2615	TSF15	108	109	0
2616	TSF16	200	185	1
2617	TSF17,27	202	203	0
2618	TSF18	154	169	0
2619	TSF19	207	205	0
2621	TSF21	134	138	0
2622	TSF22,23	156	127	2
2624	TSF24	137	93	0
2625	TSF25,26	172	237	0
2628	TSF28,29	153	105	1
2630	TSF30 OAK34	138	121	0
2701	UNV1,10	92	4	0
2702	UNV2,17	72	4	0
2703	UNV3	31	6	0
2704	UNV4 NOR56	73	4	0
2705	UNV5	2	0	0
2706	UNV6,13	17	1	0
2707	UNV7,9,11	48	2	0
2708	UNV8	10	1	0
2712	UNV12	24	4	0
2714	UNV14	109	4	0
2715	UNV15,16	129	4	0
2718	UNV18,19	138	9	1
2720	UNV20,22 HAD36,38	164	31	0
2721	UNV21	104	2	1

2723	UNV23,30,31	239	41	0
2724	UNV24,29	214	24	0
2725	UNV25,26	144	10	0
2727	UNV27	170	10	1
2728	UNV28,34,45	151	4	0
2733	UNV33,39,40,43,44	210	36	0
2735	UNV35,36,38,42	141	6	0
2737	UNV37,47	53	1	0
2746	UNV46	104	6	1
2748	UNV48 MID26	10	2	0
2749	UNV49	154	3	0
2801	WH1 QUE12	34	10	0
2802	WH2	7	23	0
2804	WH4,10,12	55	76	0
2805	WH5,7	22	21	0
2806	WH6	17	16	0
2808	WH8	95	88	0
2809	WH9	119	183	0
2811	WH11	63	46	0
2813	WH13	52	55	0
2814	WH14	28	34	0
2815	WH15	52	47	1
2816	WH16	54	60	0
2817	WH17,25	98	83	0
2818	WH18	4	1	0
2819	WH19	23	32	0
2820	WH20	58	52	0
2821	WH21	42	72	0
2822	WH22	18	33	0
2823	WH23,26 CHE21	84	124	1
2824	WH24	34	29	0
2827	WH27,28	109	121	1
2829	WH29	9	9	0
2831	WH31	101	107	3
2832	WH32,38,39 MER10	48	49	1
2833	WH33	22	10	0
2834	WH34	167	110	2
2835	WH35,36	23	66	0
2837	WH37	13	40	0
2840	WH40,41	57	65	0
2842	WH42 LAF7 MER21,38,39,40	5	5	0
2844	WH44	14	11	0
2845	WH45,47,48	165	120	1
2846	WH46	38	42	0
2851	WH51	25	15	0

=====

WE, THE BOARD OF ELECTION COMMISSIONERS OF ST. LOUIS COUNTY, MISSOURI, ACTING AS THE VERIFICATION BOARD PURSUANT TO 115.507,R.S.Mo 1978, HEREBY CERTIFY THE FOREGOING TO BE A TRUE AND CORRECT ABSTRACT OF VOTES CAST FOR THE CANDIDATES AND ISSUES AT THE GENERAL MUNICIPAL ELECTION HELD IN ST. LOUIS COUNTY, MISSOURI, ON APRIL 5, 2011. IN TESTIMONY WHEREOF, WE HAVE HEREUNTO SET OUR HAND AT OUR OFFICE IN MAPLEWOOD, ST. LOUIS COUNTY, MISSOURI, ON APRIL 19, 2011.

*Richard H. Kellett*  
 RICHARD H. KELLETT, CHAIRMAN

*Julie R. Jones*  
 JULIE R. JONES, SECRETARY

*Anita T. Yeckel*  
 ANITA T. YECKEL, COMMISSIONER

*Ann Pluemer*  
 ANN PLUEMER, COMMISSIONER

01 = REGISTERED VOTERS - TOTAL  
02 = BALLOTS CAST - TOTAL

TOTAL PERCENT  
9,270  
2,844

WITH 7 OF 7 PRECINCTS REPORTING

03 = VOTER TURNOUT - TOTAL

TOTAL PERCENT  
30.68

	01	02	03
0901 GRA1,17	1168	340	29.11
0904 GRA4,52,55	1670	475	28.44
0905 GRA5,36,50	1980	619	31.26
0906 GRA6,27	1361	323	23.73
0913 GRA13	280	82	29.29
0924 GRA24,32,47,48,53	1892	638	33.72
0928 GRA28,29	919	367	39.93

	VOTES	PERCENT
MAYOR CRESTWOOD (Vote for ) 1		
01 = ROY ROBINSON	980	34.70
02 = JEFF SCHLINK	1,838	65.08

WITH 7 OF 7 PRECINCTS REPORTING

03 = INVALID WRITE-IN

VOTES PERCENT  
6 .21

	01	02	03
0901 GRA1,17	78	256	1
0904 GRA4,52,55	144	326	1
0905 GRA5,36,50	234	380	2
0906 GRA6,27	109	212	0
0913 GRA13	25	56	0
0924 GRA24,32,47,48,53	248	386	2
0928 GRA28,29	142	222	0

WE, THE BOARD OF ELECTION COMMISSIONERS OF ST. LOUIS COUNTY, MISSOURI, ACTING AS THE VERIFICATION BOARD PURSUANT TO 115.507,R.S.Mo 1978, HEREBY CERTIFY THE FOREGOING TO BE A TRUE AND CORRECT ABSTRACT OF VOTES CAST FOR THE CANDIDATES AND ISSUES AT THE GENERAL MUNICIPAL ELECTION HELD IN ST. LOUIS COUNTY, MISSOURI, ON APRIL 5, 2011. IN TESTIMONY WHEREOF, WE HAVE HEREUNTO SET OUR HAND AT OUR OFFICE IN MAPLEWOOD, ST. LOUIS COUNTY, MISSOURI, ON APRIL 19, 2011.

*Richard H. Kellett*  
RICHARD H. KELLETT, CHAIRMAN

*Julie R. Jones*  
JULIE R. JONES, SECRETARY

*Anita T. Yeckel*  
ANITA T. YECKEL, COMMISSIONER

*f. Pluemer*  
ANN PLUEMER, COMMISSIONER

		TOTAL	PERCENT	WITH 20 OF 20 PRECINCTS REPORTING		TOTAL	PERCENT
01 = REGISTERED VOTERS - TOTAL		13,100		03 = VOTER TURNOUT - TOTAL			16.82
02 = BALLOTS CAST - TOTAL		2,204					
		01	02	03			
0301 CC1		1217	188	15.45			
0304 CC4		265	10	3.77			
0309 CC9,10		252	56	22.22			
0311 CC11,16 MR65		1858	345	18.57			
0314 CC14,24,51 MR10		1795	298	16.60			
0323 CC23		1305	208	15.94			
0330 CC30,33,62		530	76	14.34			
0332 CC32,56		50	11	22.00			
0349 CC49		602	125	20.76			
0355 CC55		413	65	15.74			
0358 CC58		478	70	14.64			
0359 CC59		174	22	12.64			
1609 MHT9		1321	254	19.23			
1816 MR16,47		948	199	20.99			
1817 MR17		147	10	6.80			
1858 MR58		138	22	15.94			
1873 MR73 CC36		919	158	17.19			
1875 MR75		190	35	18.42			
1876 MR76		162	14	8.64			
1877 MR77		336	38	11.31			

		VOTES	PERCENT	WITH 5 OF 5 PRECINCTS REPORTING		VOTES	PERCENT
COUNCIL MEMBER CREVE COEUR WARD 1 (Vote for ) 1				03 = INVALID WRITE-IN		1	.19
01 = ANTHONY F. (TONY) KARDIS		236	45.74				
02 = ELIZABETH (BETH) KISTNER		279	54.07				
		01	02	03			
0323 CC23		103	102	0			
0330 CC30,33,62		29	47	0			
0332 CC32,56		4	7	0			
0358 CC58		27	41	0			
1873 MR73 CC36		73	82	1			

		VOTES	PERCENT	WITH 7 OF 7 PRECINCTS REPORTING		VOTES	PERCENT
COUNCIL MEMBER CREVE COEUR WARD 2 (Vote for ) 1							
01 = TARA NEALEY		388	100.00				
02 = INVALID WRITE-IN		0					
		01	02				
0304 CC4		7	0				
0314 CC14,24,51 MR10		247	0				
0355 CC55		58	0				
0359 CC59		15	0				
1858 MR58		17	0				
1876 MR76		12	0				
1877 MR77		32	0				

		VOTES	PERCENT	WITH 4 OF 4 PRECINCTS REPORTING		VOTES	PERCENT
COUNCIL MEMBER CREVE COEUR WARD 3 (Vote for ) 1				03 = INVALID WRITE-IN		1	.17
01 = ROBERT G. HADDENHORST, JR.		172	29.50				
02 = CHARLOTTE D'ALFONSO		410	70.33				
		01	02	03			
0309 CC9,10		18	35	1			
0311 CC11,16 MR65		86	249	0			
1816 MR16,47		66	120	0			
1817 MR17		2	6	0			

		VOTES	PERCENT	WITH 4 OF 4 PRECINCTS REPORTING		VOTES	PERCENT
COUNCIL MEMBER CREVE COEUR WARD 3 (UNEXPIRED TERM) (Vote for ) 1							
01 = ROBERT HOFFMAN		431	96.64				
02 = INVALID WRITE-IN		15	3.36				
		01	02				
0309 CC9,10		34	0				
0311 CC11,16 MR65		232	11				
1816 MR16,47		157	4				
1817 MR17		8	0				

		VOTES	PERCENT	WITH 4 OF 4 PRECINCTS REPORTING		VOTES	PERCENT
COUNCIL MEMBER CREVE COEUR WARD 4 (Vote for ) 1				03 = INVALID WRITE-IN		0	
01 = SCOTT SAUNDERS		365	62.61				
02 = MELVIN KLEARMAN		218	37.39				
		01	02	03			
0301 CC1		115	69	0			

0349 CC49	91	26	0
1609 MHT9	136	113	0
1875 MR75	23	10	0


=====

WE, THE BOARD OF ELECTION COMMISSIONERS OF ST. LOUIS COUNTY, MISSOURI, ACTING AS THE VERIFICATION BOARD PURSUANT TO 115.507, R.S. MO 1978, HEREBY CERTIFY THE FOREGOING TO BE A TRUE AND CORRECT ABSTRACT OF VOTES CAST FOR THE CANDIDATES AND ISSUES AT THE GENERAL MUNICIPAL ELECTION HELD IN ST. LOUIS COUNTY, MISSOURI, ON APRIL 5, 2011. IN TESTIMONY WHEREOF, WE HAVE HEREUNTO SET OUR HAND AT OUR OFFICE IN MAPLEWOOD, ST. LOUIS COUNTY, MISSOURI, ON APRIL 19, 2011.

  
RICHARD H. KELLETT, CHAIRMAN

  
JULIE R. JONES, SECRETARY

  
ANITA T. YECKEL, COMMISSIONER

  
ANN PLUEMER, COMMISSIONER

01 = REGISTERED VOTERS - TOTAL  
02 = BALLOTS CAST - TOTAL

TOTAL PERCENT  
381  
76

WITH 2 OF 2 PRECINCTS REPORTING

03 = VOTER TURNOUT - TOTAL

TOTAL PERCENT  
19.95

	01	02	03
1840 MR40	182	35	19.23
1842 MR42	199	41	20.60

WITH 1 OF 1 PRECINCTS REPORTING

ALDERPERSON CRYSTAL LAKE PARK WARD 1  
(Vote for ) 1  
01 = CHRIS SANDERS  
02 = INVALID WRITE-IN

VOTES PERCENT  
34 100.00  
0

	01	02
1840 MR40	34	0

WITH 1 OF 1 PRECINCTS REPORTING

ALDERPERSON CRYSTAL LAKE PARK WARD 2  
(Vote for ) 1  
01 = DENNIS NAHNSEN  
02 = INVALID WRITE-IN

VOTES PERCENT  
40 97.56  
1 2.44

	01	02
1842 MR42	40	1

WE, THE BOARD OF ELECTION COMMISSIONERS OF ST. LOUIS COUNTY, MISSOURI, ACTING AS THE VERIFICATION BOARD PURSUANT TO 115.507, R.S. MO 1978, HEREBY CERTIFY THE FOREGOING TO BE A TRUE AND CORRECT ABSTRACT OF VOTES CAST FOR THE CANDIDATES AND ISSUES AT THE GENERAL MUNICIPAL ELECTION HELD IN ST. LOUIS COUNTY, MISSOURI, ON APRIL 5, 2011. IN TESTIMONY WHEREOF, WE HAVE HEREUNTO SET OUR HAND AT OUR OFFICE IN MAPLEWOOD, ST. LOUIS COUNTY, MISSOURI, ON APRIL 19, 2011.

*Richard H. Kellett*  
RICHARD H. KELLETT, CHAIRMAN

*Julie R. Jones*  
JULIE R. JONES, SECRETARY

*Anita Yeckel*  
ANITA T. YECKEL, COMMISSIONER

*f. Pluemmer*  
ANN PLUEMER, COMMISSIONER



01 = REGISTERED VOTERS - TOTAL  
02 = BALLOTS CAST - TOTAL

TOTAL PERCENT  
3,351 527

WITH 8 OF 8 PRECINCTS REPORTING  
03 = VOTER TURNOUT - TOTAL  
15.73

TOTAL PERCENT  
15.73

	01	02	03
0704 FER4	116	14	12.07
0706 FER6	356	48	13.48
0707 FER7	414	48	11.59
0708 FER8	826	126	15.25
0709 FER9,10	563	116	20.60
0725 FER25	5	0	.00
0728 FER28,30	887	141	15.90
2002 NRW2	184	34	18.48

				WITH 8 OF 8 PRECINCTS REPORTING			
				VOTES	PERCENT	VOTES	PERCENT
MAYOR DELLWOOD (Vote for ) 1							
01 = LORETTA JOHNSON				312	59.88		
02 = DONALD HAYNES				209	40.12	03 = INVALID WRITE-IN	0
	01	02	03				
0704 FER4	13	1	0				
0706 FER6	25	23	0				
0707 FER7	28	19	0				
0708 FER8	79	44	0				
0709 FER9,10	57	58	0				
0725 FER25	0	0	0				
0728 FER28,30	80	60	0				
2002 NRW2	30	4	0				

				WITH 8 OF 8 PRECINCTS REPORTING			
				VOTES	PERCENT	VOTES	PERCENT
COLLECTOR DELLWOOD (Vote for ) 1							
01 = TRENIA EDWARDS CLARK				201	40.77	03 = INVALID WRITE-IN	0
02 = REGGIE JONES				292	59.23		
	01	02	03				
0704 FER4	5	8	0				
0706 FER6	16	27	0				
0707 FER7	18	27	0				
0708 FER8	42	81	0				
0709 FER9,10	61	46	0				
0725 FER25	0	0	0				
0728 FER28,30	47	83	0				
2002 NRW2	12	20	0				

				WITH 2 OF 2 PRECINCTS REPORTING			
				VOTES	PERCENT	VOTES	PERCENT
ALDERPERSON DELLWOOD WARD 1 (Vote for ) 1							
01 = ROBERT R. STITH				68	46.90	03 = INVALID WRITE-IN	0
02 = LINDA CUNNINGHAM				77	53.10		
	01	02	03				
0709 FER9,10	62	49	0				
2002 NRW2	6	28	0				

				WITH 1 OF 1 PRECINCTS REPORTING			
				VOTES	PERCENT		
ALDERPERSON DELLWOOD WARD 2 (Vote for ) 1							
01 = DAWN M. TANKSLEY				124	98.41		
02 = INVALID WRITE-IN				2	1.59		
	01	02					
0728 FER28,30	124	2					

				WITH 2 OF 2 PRECINCTS REPORTING			
				VOTES	PERCENT		
ALDERPERSON DELLWOOD WARD 3 (Vote for ) 1							
01 = RICHARD E. WILLIAMS, SR.				111	97.37		
02 = INVALID WRITE-IN				3	2.63		
	01	02					
0708 FER8	111	3					
0725 FER25	0	0					

				WITH 3 OF 3 PRECINCTS REPORTING			
				VOTES	PERCENT		
ALDERPERSON DELLWOOD WARD 4 (Vote for ) 1							
01 = KAREN E. BOBER				94	98.95		
02 = INVALID WRITE-IN				1	1.05		
	01	02					
0704 FER4	14	0					

0706 FER6  
0707 FER7

45 0  
35 1


=====

WE, THE BOARD OF ELECTION COMMISSIONERS OF ST. LOUIS COUNTY, MISSOURI, ACTING AS THE VERIFICATION BOARD PURSUANT TO 115.507, R.S. MO 1978, HEREBY CERTIFY THE FOREGOING TO BE A TRUE AND CORRECT ABSTRACT OF VOTES CAST FOR THE CANDIDATES AND ISSUES AT THE GENERAL MUNICIPAL ELECTION HELD IN ST. LOUIS COUNTY, MISSOURI, ON APRIL 5, 2011. IN TESTIMONY WHEREOF, WE HAVE HEREUNTO SET OUR HAND AT OUR OFFICE IN MAPLEWOOD, ST. LOUIS COUNTY, MISSOURI, ON APRIL 19, 2011.

  
RICHARD H. KELLETT, CHAIRMAN

  
JULIE R. JONES, SECRETARY

  
ANITA T. YECKEL, COMMISSIONER

  
ANN PLUEMER, COMMISSIONER

01 = REGISTERED VOTERS - TOTAL  
02 = BALLOTS CAST - TOTAL

TOTAL PERCENT  
6,942  
925

WITH 7 OF 7 PRECINCTS REPORTING

03 = VOTER TURNOUT - TOTAL

TOTAL PERCENT  
13.32

	01	02	03
1806 MR6,38	907	118	13.01
1808 MR8,12,15,41,62 QUE6,15	1360	155	11.40
1811 MR11,13 BON17	887	102	11.50
1819 MR19,20,21,22	1636	225	13.75
1828 MR28,32 BON30	973	116	11.92
1833 MR33,54	511	54	10.57
1837 MR37,49	668	155	23.20

=====  
MUNICIPAL JUDGE DES PERES  
(Vote for ) 1  
01 = CHUCK BILLINGS  
02 = INVALID WRITE-IN

WITH 7 OF 7 PRECINCTS REPORTING

VOTES PERCENT  
768 99.22  
6 .78

	01	02
1806 MR6,38	94	0
1808 MR8,12,15,41,62 QUE6,15	139	0
1811 MR11,13 BON17	81	1
1819 MR19,20,21,22	175	3
1828 MR28,32 BON30	110	0
1833 MR33,54	45	0
1837 MR37,49	124	2

=====  
ALDERMAN DES PERES WARD 1  
(Vote for ) 1  
01 = KATHLEEN M. GMELICH  
02 = INVALID WRITE-IN

WITH 2 OF 2 PRECINCTS REPORTING

VOTES PERCENT  
311 96.28  
12 3.72

	01	02
1819 MR19,20,21,22	180	10
1837 MR37,49	131	2

=====  
ALDERMAN DES PERES WARD 2  
(Vote for ) 1  
01 = JIM KLEINSCHMIDT  
02 = INVALID WRITE-IN

WITH 2 OF 2 PRECINCTS REPORTING

VOTES PERCENT  
248 100.00  
0

	01	02
1808 MR8,12,15,41,62 QUE6,15	140	0
1828 MR28,32 BON30	108	0

=====  
ALDERMAN DES PERES WARD 3  
(Vote for ) 1  
01 = JAMES E. DOERING  
02 = INVALID WRITE-IN

WITH 3 OF 3 PRECINCTS REPORTING

VOTES PERCENT  
228 98.28  
4 1.72

	01	02
1806 MR6,38	98	2
1811 MR11,13 BON17	86	1
1833 MR33,54	44	1

WE, THE BOARD OF ELECTION COMMISSIONERS OF ST. LOUIS COUNTY, MISSOURI, ACTING AS THE VERIFICATION BOARD PURSUANT TO 115.507,R.S.Mo 1978, HEREBY CERTIFY THE FOREGOING TO BE A TRUE AND CORRECT ABSTRACT OF VOTES CAST FOR THE CANDIDATES AND ISSUES AT THE GENERAL MUNICIPAL ELECTION HELD IN ST. LOUIS COUNTY, MISSOURI, ON APRIL 5, 2011. IN TESTIMONY WHEREOF, WE HAVE HEREUNTO SET OUR HAND AT OUR OFFICE IN MAPLEWOOD, ST. LOUIS COUNTY, MISSOURI, ON APRIL 19, 2011.

*Richard H. Kellett* RICHARD H. KELLETT, CHAIRMAN  
*Julie R. Jones* JULIE R. JONES, SECRETARY  
*Anita Yeckel* ANITA T. YECKEL, COMMISSIONER  
*f. Pluemer* ANN PLUEMER, COMMISSIONER

01 = REGISTERED VOTERS - TOTAL		TOTAL	PERCENT	WITH 2 OF 2 PRECINCTS REPORTING		TOTAL	PERCENT
02 = BALLOTS CAST - TOTAL		437		03 = VOTER TURNOUT - TOTAL		136	31.12
		136					
	01	02	03				
0107 AP7	230	73	31.74				
0151 AP51	207	63	30.43				

MAYOR EDMUNDSON		VOTES	PERCENT	WITH 2 OF 2 PRECINCTS REPORTING		VOTES	PERCENT
(Vote for ) 1				03 = GEORGE ACOSTA		4	2.94
01 = JOHN E. GWALTNEY		89	65.44	04 = INVALID WRITE-IN		1	.74
02 = GEORGE (RANDY) BAKER		42	30.88				
	01	02	03	04			
0107 AP7	42	31	0	0			
0151 AP51	47	11	4	1			

ALDERPERSON EDMUNDSON WARD 1		VOTES	PERCENT	WITH 1 OF 1 PRECINCTS REPORTING			
(Vote for ) 1							
01 = ADELE M.V. CROWN		48	97.96				
02 = INVALID WRITE-IN		1	2.04				
	01	02					
0151 AP51	48	1					

ALDERPERSON EDMUNDSON WARD 2		VOTES	PERCENT	WITH 1 OF 1 PRECINCTS REPORTING			
(Vote for ) 1							
01 = JOEL CURTIS		53	98.15				
02 = INVALID WRITE-IN		1	1.85				
	01	02					
0107 AP7	53	1					

WE, THE BOARD OF ELECTION COMMISSIONERS OF ST. LOUIS COUNTY, MISSOURI, ACTING AS THE VERIFICATION BOARD PURSUANT TO 115.507, R.S.MO 1978, HEREBY CERTIFY THE FOREGOING TO BE A TRUE AND CORRECT ABSTRACT OF VOTES CAST FOR THE CANDIDATES AND ISSUES AT THE GENERAL MUNICIPAL ELECTION HELD IN ST. LOUIS COUNTY, MISSOURI, ON APRIL 5, 2011. IN TESTIMONY WHEREOF, WE HAVE HEREUNTO SET OUR HAND AT OUR OFFICE IN MAPLEWOOD, ST. LOUIS COUNTY, MISSOURI, ON APRIL 19, 2011.

Richard H. Kellett      Julie R. Jones      Anita T. Yeckel      Ann Pluemmer  
RICHARD H. KELLETT, CHAIRMAN      JULIE R. JONES, SECRETARY      ANITA T. YECKEL, COMMISSIONER      ANN PLUEMER, COMMISSIONER

	TOTAL			PERCENT	WITH 9 OF 9 PRECINCTS REPORTING		TOTAL	PERCENT
01 = REGISTERED VOTERS - TOTAL	6,775				03 = VOTER TURNOUT - TOTAL			17.30
02 = BALLOTS CAST - TOTAL	1,172							
	01	02	03					
1245 LAF45 WH30	206	36	17.48					
2816 WH16	679	119	17.53					
2817 WH17,25	1217	188	15.45					
2827 WH27,28	1162	235	20.22					
2831 WH31	1041	219	21.04					
2832 WH32,38,39 MER10	798	99	12.41					
2835 WH35,36	585	96	16.41					
2837 WH37	255	56	21.96					
2840 WH40,41	832	124	14.90					

		VOTES		PERCENT	WITH 9 OF 9 PRECINCTS REPORTING	
ELLISVILLE-PROPOSITION A						
**SALES TAX-CAPITAL IMPROVEMENTS**						
(Vote for ) 1						
01 = YES		743		63.78		
02 = NO		422		36.22		
	01	02				
1245 LAF45 WH30	16	20				
2816 WH16	78	41				
2817 WH17,25	123	64				
2827 WH27,28	150	83				
2831 WH31	141	78				
2832 WH32,38,39 MER10	63	35				
2835 WH35,36	60	35				
2837 WH37	33	22				
2840 WH40,41	79	44				

WE, THE BOARD OF ELECTION COMMISSIONERS OF ST. LOUIS COUNTY, MISSOURI, ACTING AS THE VERIFICATION BOARD PURSUANT TO 115.507,R.S.Mo 1978, HEREBY CERTIFY THE FOREGOING TO BE A TRUE AND CORRECT ABSTRACT OF VOTES CAST FOR THE CANDIDATES AND ISSUES AT THE GENERAL MUNICIPAL ELECTION HELD IN ST. LOUIS COUNTY, MISSOURI, ON APRIL 5, 2011. IN TESTIMONY WHEREOF, WE HAVE HEREUNTO SET OUR HAND AT OUR OFFICE IN MAPLEWOOD, ST. LOUIS COUNTY, MISSOURI, ON APRIL 19, 2011.

*Richard H. Kellett*  
RICHARD H. KELLETT, CHAIRMAN

*Julie R. Jones*  
JULIE R. JONES, SECRETARY

*Anita Yeckel*  
ANITA T. YECKEL, COMMISSIONER

*Ann Pluemer*  
ANN PLUEMER, COMMISSIONER

01 = REGISTERED VOTERS - TOTAL	TOTAL	PERCENT	WITH 6 OF 6 PRECINCTS REPORTING	TOTAL	PERCENT
02 = BALLOTS CAST - TOTAL	6,598	1,941	03 = VOTER TURNOUT - TOTAL	29.42	
	01	02	03		
1514 MER14	4	0	0		
1517 MER17	1570	486	30.96		
1518 MER18	1081	298	27.57		
1519 MER19	2522	682	27.04		
1522 MER22	913	331	36.25		
1530 MER30	508	144	28.35		

MAYOR EUREKA	VOTES	PERCENT	WITH 6 OF 6 PRECINCTS REPORTING	VOTES	PERCENT
(Vote for ) 1					
01 = LEE KROPP	526	27.35			
02 = KEVIN M. COFFEY	1,391	72.33	03 = INVALID WRITE-IN	6	.31
	01	02	03		
1514 MER14	0	0	0		
1517 MER17	118	360	2		
1518 MER18	82	215	0		
1519 MER19	204	467	4		
1522 MER22	94	235	0		
1530 MER30	28	114	0		

CITY COLLECTOR EUREKA	VOTES	PERCENT	WITH 6 OF 6 PRECINCTS REPORTING	VOTES	PERCENT
(Vote for ) 1					
01 = CRAIG E. SABO	1,480	97.05			
02 = INVALID WRITE-IN	45	2.95			
	01	02			
1514 MER14	0	0			
1517 MER17	382	4			
1518 MER18	216	15			
1519 MER19	505	17			
1522 MER22	267	6			
1530 MER30	110	3			

ALDERPERSON EUREKA WARD 1	VOTES	PERCENT	WITH 2 OF 2 PRECINCTS REPORTING	VOTES	PERCENT
(Vote for ) 1					
01 = LEILANAI ARCHAMBAULT	210	26.38			
02 = WES SIR	586	73.62	03 = INVALID WRITE-IN	0	
	01	02	03		
1517 MER17	130	339	0		
1522 MER22	80	247	0		

ALDERPERSON EUREKA WARD 2	VOTES	PERCENT	WITH 2 OF 2 PRECINCTS REPORTING	VOTES	PERCENT
(Vote for ) 1					
01 = MARILYN L. LEISTNER	341	97.71			
02 = INVALID WRITE-IN	8	2.29			
	01	02			
1518 MER18	228	7			
1530 MER30	113	1			

ALDERPERSON EUREKA WARD 3	VOTES	PERCENT	WITH 2 OF 2 PRECINCTS REPORTING	VOTES	PERCENT
(Vote for ) 1					
01 = SHANNON BRITT	535	98.89			
02 = INVALID WRITE-IN	6	1.11			
	01	02			
1514 MER14	0	0			
1519 MER19	535	6			

WE, THE BOARD OF ELECTION COMMISSIONERS OF ST. LOUIS COUNTY, MISSOURI, ACTING AS THE VERIFICATION BOARD PURSUANT TO 115.507, R.S. MO 1978, HEREBY CERTIFY THE FOREGOING TO BE A TRUE AND CORRECT ABSTRACT OF VOTES CAST FOR THE CANDIDATES AND ISSUES AT THE GENERAL MUNICIPAL ELECTION HELD IN ST. LOUIS COUNTY, MISSOURI, ON APRIL 5, 2011. IN TESTIMONY WHEREOF, WE HAVE HEREUNTO SET OUR HAND AT OUR OFFICE IN MAPLEWOOD, ST. LOUIS COUNTY, MISSOURI, ON APRIL 19, 2011.

*Richard H. Kellett* RICHARD H. KELLETT, CHAIRMAN      *Julie R. Jones* JULIE R. JONES, SECRETARY      *Anita T. Yeckel* ANITA T. YECKEL, COMMISSIONER      *f. Pluemer* ANN PLUEMER, COMMISSIONER

01 = REGISTERED VOTERS - TOTAL  
02 = BALLOTS CAST - TOTAL

TOTAL PERCENT  
3,188  
784

WITH 6 OF 6 PRECINCTS REPORTING

03 = VOTER TURNOUT - TOTAL

TOTAL PERCENT  
24.59

	01	02	03
0203 BON3	487	114	23.41
0237 BON37,38	879	227	25.82
0239 BON39	73	18	24.66
0240 BON40	715	202	28.25
0242 BON42	114	20	17.54
0243 BON43	920	203	22.07

		VOTES PERCENT			WITH 6 OF 6 PRECINCTS REPORTING		VOTES PERCENT	
MAYOR FENTON								
(Vote for ) 1								
01 = CAROL BRENNAN		205	26.49					
02 = DENNIS J. HANCOCK		567	73.26	03 = INVALID WRITE-IN		2	.26	
		01	02	03				
0203 BON3		23	88	1				
0237 BON37,38		62	161	0				
0239 BON39		7	10	0				
0240 BON40		50	149	1				
0242 BON42		1	18	0				
0243 BON43		62	141	0				

		VOTES PERCENT		WITH 6 OF 6 PRECINCTS REPORTING	
COLLECTOR FENTON					
(Vote for ) 1					
01 = NO CANDIDATE FILED		0			
02 = B. SCHMITT & R. PATTON (3) W/I EACH		27	100.00		
		01	02		
0203 BON3		0	0		
0237 BON37,38		0	7		
0239 BON39		0	0		
0240 BON40		0	8		
0242 BON42		0	3		
0243 BON43		0	9		

		VOTES PERCENT		WITH 1 OF 1 PRECINCTS REPORTING	
ALDERPERSON FENTON WARD 1					
(Vote for ) 1					
01 = PAUL E. SEEMAYER		173	97.74		
02 = INVALID WRITE-IN		4	2.26		
		01	02		
0237 BON37,38		173	4		

		VOTES PERCENT		WITH 2 OF 2 PRECINCTS REPORTING	
ALDERPERSON FENTON WARD 2					
(Vote for ) 1					
01 = JOE MAURATH		195	97.99		
02 = INVALID WRITE-IN		4	2.01		
		01	02		
0240 BON40		176	4		
0242 BON42		19	0		

		VOTES PERCENT		WITH 2 OF 2 PRECINCTS REPORTING	
ALDERPERSON FENTON WARD 3					
(Vote for ) 1					
01 = CHRIS CLAUSS		107	98.17		
02 = INVALID WRITE-IN		2	1.83		
		01	02		
0203 BON3		94	1		
0239 BON39		13	1		

		VOTES PERCENT		WITH 1 OF 1 PRECINCTS REPORTING	
ALDERPERSON FENTON WARD 4					
(Vote for ) 1					
01 = JAMES MAULLER		161	99.38		
02 = INVALID WRITE-IN		1	.62		
		01	02		
0243 BON43		161	1		

		VOTES PERCENT		WITH 6 OF 6 PRECINCTS REPORTING	
FENTON-PROPOSITION 1					
**APPOINTMENT OF COLLECTOR**					

(Vote for ) 1  
01 = YES  
02 = NO

528 73.03  
195 26.97

	01	02
0203 BON3	74	32
0237 BON37,38	148	54
0239 BON39	12	5
0240 BON40	150	44
0242 BON42	14	5
0243 BON43	130	55

=====

WE, THE BOARD OF ELECTION COMMISSIONERS OF ST. LOUIS COUNTY, MISSOURI, ACTING AS THE VERIFICATION BOARD PURSUANT TO 115.507, R.S. MO 1978, HEREBY CERTIFY THE FOREGOING TO BE A TRUE AND CORRECT ABSTRACT OF VOTES CAST FOR THE CANDIDATES AND ISSUES AT THE GENERAL MUNICIPAL ELECTION HELD IN ST. LOUIS COUNTY, MISSOURI, ON APRIL 5, 2011. IN TESTIMONY WHEREOF, WE HAVE HEREUNTO SET OUR HAND AT OUR OFFICE IN MAPLEWOOD, ST. LOUIS COUNTY, MISSOURI, ON APRIL 19, 2011.

  
RICHARD H. KELLETT, CHAIRMAN

  
JULIE R. JONES, SECRETARY

  
ANITA T. YECKEL, COMMISSIONER

  
ANN PLUEMER, COMMISSIONER



01 = REGISTERED VOTERS - TOTAL  
02 = BALLOTS CAST - TOTAL

TOTAL PERCENT  
13,364  
2,306

WITH 11 OF 11 PRECINCTS REPORTING

03 = VOTER TURNOUT - TOTAL

TOTAL PERCENT  
17.26

	01	02	03
0702 FER2	536	89	16.60
0705 FER5	1136	319	28.08
0712 FER12,21 NRW1,9	874	83	9.50
0720 FER20,32,40	948	358	37.76
0733 FER33,36,38,47	1453	425	29.25
0734 FER34,35	1665	246	14.77
2007 NRW7,17	1701	249	14.64
2019 NRW19,20,25 FER31	2072	314	15.15
2021 NRW21,24	1437	142	9.88
2026 NRW26,27	375	47	12.53
2028 NRW28,32	1167	34	2.91

		VOTES PERCENT		WITH 11 OF 11 PRECINCTS REPORTING		VOTES PERCENT	
MAYOR FERGUSON							
(Vote for ) 1							
01 = JAMES W. KNOWLES, III		1,111	49.05	03 = STEVEN WEGERT	548	24.19	
02 = PEARCE NEIKIRK		600	26.49	04 = INVALID WRITE-IN	6	.26	

	01	02	03	04
0702 FER2	54	10	22	0
0705 FER5	159	106	48	0
0712 FER12,21 NRW1,9	57	10	11	0
0720 FER20,32,40	124	130	101	0
0733 FER33,36,38,47	164	149	104	3
0734 FER34,35	137	54	52	0
2007 NRW7,17	122	38	83	1
2019 NRW19,20,25 FER31	135	83	93	1
2021 NRW21,24	102	12	25	0
2026 NRW26,27	39	3	3	0
2028 NRW28,32	18	5	6	1

		VOTES PERCENT		WITH 11 OF 11 PRECINCTS REPORTING	
FERGUSON-PROPOSITION S					
**BONDS-CAPITAL IMPROV (57.15% NEEDED)**					
(Vote for ) 1					
01 = YES		1,671	74.83		
02 = NO		562	25.17		

	01	02
0702 FER2	47	37
0705 FER5	232	70
0712 FER12,21 NRW1,9	60	19
0720 FER20,32,40	275	71
0733 FER33,36,38,47	311	104
0734 FER34,35	177	63
2007 NRW7,17	175	69
2019 NRW19,20,25 FER31	245	67
2021 NRW21,24	97	35
2026 NRW26,27	30	15
2028 NRW28,32	22	12

WE, THE BOARD OF ELECTION COMMISSIONERS OF ST. LOUIS COUNTY, MISSOURI, ACTING AS THE VERIFICATION BOARD PURSUANT TO 115.507,R.S.Mo 1978, HEREBY CERTIFY THE FOREGOING TO BE A TRUE AND CORRECT ABSTRACT OF VOTES CAST FOR THE CANDIDATES AND ISSUES AT THE GENERAL MUNICIPAL ELECTION HELD IN ST. LOUIS COUNTY, MISSOURI, ON APRIL 5, 2011. IN TESTIMONY WHEREOF, WE HAVE HEREUNTO SET OUR HAND AT OUR OFFICE IN MAPLEWOOD, ST. LOUIS COUNTY, MISSOURI, ON APRIL 19, 2011.

*Richard H. Kellett*      *Julie R. Jones*      *Anita Yeckel*      *f Pluemmer*  
RICHARD H. KELLETT, CHAIRMAN      JULIE R. JONES, SECRETARY      ANITA T. YECKEL, COMMISSIONER      ANN PLUEMER, COMMISSIONER

FERGUSON R2 SCHOOL DISTRICT

GENERAL MUNICIPAL ELECTION  
ST. LOUIS COUNTY, MISSOURI  
TUESDAY, APRIL 5, 2011

OFFICIAL FINAL RESULTS

	TOTAL	PERCENT	03 = VOTER TURNOUT - TOTAL	TOTAL	PERCENT
01 = REGISTERED VOTERS - TOTAL	46,193				21.60
02 = BALLOTS CAST - TOTAL	9,979				
	01	02	03		
0110 AP10,36	1290	109	8.45		
0127 AP27,54,56	1361	66	4.85		
0138 AP38	113	7	6.19		
0703 FER3,15	423	98	23.17		
0705 FER5	1136	319	28.08		
0709 FER9,10	563	116	20.60		
0712 FER12,21 NRW1,9	874	83	9.50		
0713 FER13,23	875	150	17.14		
0720 FER20,32,40	948	358	37.76		
0724 FER24	946	74	7.82		
0733 FER33,36,38,47	1453	425	29.25		
0734 FER34,35	1665	246	14.77		
0745 FER45	263	30	11.41		
0748 FER48,51	363	57	15.70		
0750 FER50	443	94	21.22		
0803 FLO3 FER41	1503	467	31.07		
0804 FLO4	1483	430	29.00		
0805 FLO5,15,25	1786	555	31.08		
0806 FLO6	1066	211	19.79		
0807 FLO7,29,34	1223	402	32.87		
0808 FLO8,37	1339	452	33.76		
0811 FLO11	590	263	44.58		
0812 FLO12	390	196	50.26		
0813 FLO13	448	112	25.00		
0814 FLO14,28	1278	542	42.41		
0816 FLO16,26,33,41	1538	451	29.32		
0817 FLO17	1358	320	23.56		
0818 FLO18	548	95	17.34		
0819 FLO19,24	1749	262	14.98		
0820 FLO20,31,32,39	1132	445	39.31		
0822 FLO22	465	163	35.05		
0823 FLO23	862	269	31.21		
0830 FLO30	817	81	9.91		
1904 NOR4	416	93	22.36		
1910 NOR10	416	57	13.70		
1912 NOR12	739	107	14.48		
1913 NOR13	151	27	17.88		
2003 NRW3,4 AP55	1922	156	8.12		
2005 NRW5,6	1395	74	5.30		
2007 NRW7,17	1701	249	14.64		
2008 NRW8,15	196	15	7.65		
2019 NRW19,20,25 FER31	2072	314	15.15		
2021 NRW21,24	1437	142	9.88		
2105 NW5	3	0	.00		
2512 SPL12 FER39,46	699	164	23.46		
2516 SPL16	875	119	13.60		
2518 SPL18	356	101	28.37		
2520 SPL20,26	1524	413	27.10		

	WITH 48 OF 48 PRECINCTS REPORTING										VOTES	PERCENT
DIRECTOR FERGUSON REORGANIZED R-2 SCHOOL DISTRICT	01	02	03	04	05	06	07	08	09	10		
(Vote for ) 3												
01 = DORIS ANN GRAHAM	2,795	12.03	06 = JOSEPH HOSEA	566	2.44							
02 = VANESSA HAWKINS	2,890	12.44	07 = ROBERT CHABOT	3,080	13.25							
03 = BRIAN SCOTT EBERT	2,667	11.48	08 = CHRIS MARTINEZ	4,598	19.78							
04 = LES D. LENTZ	1,027	4.42	09 = JAMES H. CLARK	2,257	9.71							
05 = PAUL T. MORRIS	3,305	14.22	10 = INVALID WRITE-IN	55	.24							
0110 AP10,36	58	38	26	8	38	9	14	29	25	0		
0127 AP27,54,56	35	28	16	5	10	4	13	16	14	0		
0138 AP38	3	1	3	0	1	0	0	1	2	0		
0703 FER3,15	35	31	22	12	36	6	37	42	20	0		
0705 FER5	117	69	51	25	158	9	170	175	76	1		
0709 FER9,10	33	32	30	7	43	7	37	35	34	4		
0712 FER12,21 NRW1,9	30	28	21	5	22	3	27	23	29	0		
0713 FER13,23	50	41	35	17	55	9	47	57	41	3		
0720 FER20,32,40	58	56	69	11	180	21	233	182	70	4		
0724 FER24	23	13	23	5	23	5	19	31	21	0		
0733 FER33,36,38,47	78	92	84	23	237	21	251	231	59	2		
0734 FER34,35	62	68	49	15	84	10	123	93	59	4		
0745 FER45	12	16	9	0	9	3	6	13	4	0		
0748 FER48,51	21	19	12	5	13	3	14	26	10	0		
0750 FER50	20	25	27	14	36	7	23	39	16	0		
0803 FLO3 FER41	143	180	141	91	115	22	86	184	136	0		
0804 FLO4	127	136	96	81	127	21	100	214	91	5		
0805 FLO5,15,25	158	121	166	99	189	27	158	282	156	0		
0806 FLO6	46	49	65	17	66	16	62	93	45	0		
0807 FLO7,29,34	86	79	130	29	151	20	109	189	92	2		
0808 FLO8,37	115	78	152	39	147	30	114	214	89	3		
0811 FLO11	57	56	106	18	69	19	62	138	45	0		
0812 FLO12	28	38	73	15	49	15	50	109	30	0		
0813 FLO13	29	24	26	7	34	7	40	61	27	0		
0814 FLO14,28	103	80	198	79	196	32	166	302	107	5		
0816 FLO16,26,33,41	123	84	156	47	114	36	102	240	90	0		
0817 FLO17	71	95	96	38	84	13	86	166	74	0		
0818 FLO18	29	37	25	13	36	2	28	47	28	0		
0819 FLO19,24	93	117	57	24	122	12	80	143	54	1		
0820 FLO20,31,32,39	76	95	131	44	135	31	114	225	79	7		
0822 FLO22	53	30	71	22	45	8	46	79	42	0		
0823 FLO23	74	91	83	41	58	10	62	126	85	1		
0830 FLO30	28	23	31	6	26	8	19	20	29	0		
1904 NOR4	48	57	19	1	12	5	2	15	19	1		

1910 NOR10	42	39	6	2	5	1	2	12	16	0
1912 NOR12	43	31	18	14	20	8	17	23	39	0
1913 NOR13	14	13	7	1	6	1	1	6	5	0
2003 NRW3,4 AP55	85	105	19	9	32	10	17	42	29	1
2005 NRW5,6	59	36	5	14	9	5	13	13	31	0
2007 NRW7,17	77	90	44	17	104	23	84	101	44	6
2008 NRW8,15	8	3	2	6	3	1	1	1	7	0
2019 NRW19,20,25 FER31	64	95	49	20	163	12	154	178	61	4
2021 NRW21,24	74	47	28	12	36	10	31	38	43	0
2105 NW5	0	0	0	0	0	0	0	0	0	0
2512 SPL12 FER39,46	47	116	31	11	38	10	47	63	43	0
2516 SPL16	33	41	31	12	35	12	35	45	37	0
2518 SPL18	25	39	37	16	25	7	31	53	23	1
2520 SPL20,26	102	208	91	30	109	15	147	183	81	0

=====

WE, THE BOARD OF ELECTION COMMISSIONERS OF ST. LOUIS COUNTY, MISSOURI, ACTING AS THE VERIFICATION BOARD PURSUANT TO 115.507,R.S.Mo 1978, HEREBY CERTIFY THE FOREGOING TO BE A TRUE AND CORRECT ABSTRACT OF VOTES CAST FOR THE CANDIDATES AND ISSUES AT THE GENERAL MUNICIPAL ELECTION HELD IN ST. LOUIS COUNTY, MISSOURI, ON APRIL 5, 2011. IN TESTIMONY WHEREOF, WE HAVE HEREUNTO SET OUR HAND AT OUR OFFICE IN MAPLEWOOD, ST. LOUIS COUNTY, MISSOURI, ON APRIL 19, 2011.

  
 RICHARD H. KELLETT, CHAIRMAN

  
 JULIE R. JONES, SECRETARY

  
 ANITA T. YECKEL, COMMISSIONER

  
 ANN PLUEMER, COMMISSIONER

01 = REGISTERED VOTERS - TOTAL  
02 = BALLOTS CAST - TOTAL

TOTAL PERCENT  
569  
56

WITH 2 OF 2 PRECINCTS REPORTING

03 = VOTER TURNOUT - TOTAL

TOTAL PERCENT  
9.84

	01	02	03
1931 NOR31	331	32	9.67
1932 NOR32	238	24	10.08

VOTES PERCENT

WITH 2 OF 2 PRECINCTS REPORTING

MAYOR FLOREDELL HILLS

(Vote for ) 1  
01 = JOSEPH R. NOETH  
02 = INVALID WRITE-IN

46 93.88  
3 6.12

	01	02
1931 NOR31	27	2
1932 NOR32	19	1

VOTES PERCENT

WITH 1 OF 1 PRECINCTS REPORTING

ALDERPERSON FLOREDELL HILLS WARD 1

(Vote for ) 1  
01 = KIMBERLY R. CAMPBELL-DUSSOLD  
02 = RONALD O. HENDERSON

15 65.22  
3 13.04

03 = BRANDON R. REDMOND  
04 = INVALID WRITE-IN

VOTES PERCENT  
5 21.74  
0

	01	02	03	04
1932 NOR32	15	3	5	0

VOTES PERCENT

WITH 1 OF 1 PRECINCTS REPORTING

ALDERPERSON FLOREDELL HILLS WARD 2

(Vote for ) 1  
01 = DARLENE KAHN  
02 = INVALID WRITE-IN

24 100.00  
0

	01	02
1931 NOR31	24	0

WE, THE BOARD OF ELECTION COMMISSIONERS OF ST. LOUIS COUNTY, MISSOURI, ACTING AS THE VERIFICATION BOARD PURSUANT TO 115.507, R.S.MO 1978, HEREBY CERTIFY THE FOREGOING TO BE A TRUE AND CORRECT ABSTRACT OF VOTES CAST FOR THE CANDIDATES AND ISSUES AT THE GENERAL MUNICIPAL ELECTION HELD IN ST. LOUIS COUNTY, MISSOURI, ON APRIL 5, 2011. IN TESTIMONY WHEREOF, WE HAVE HEREUNTO SET OUR HAND AT OUR OFFICE IN MAPLEWOOD, ST. LOUIS COUNTY, MISSOURI, ON APRIL 19, 2011.

*Richard H. Kellett*  
RICHARD H. KELLETT, CHAIRMAN

*Julie R. Jones*  
JULIE R. JONES, SECRETARY

*Anita T. Yeckel*  
ANITA T. YECKEL, COMMISSIONER

*f. Pluemmer*  
ANN PLUEMER, COMMISSIONER

FLORISSANT VALLEY FIRE DISTRICT

GENERAL MUNICIPAL ELECTION  
ST LOUIS COUNTY, MISSOURI  
TUESDAY, APRIL 5, 2011

OFFICIAL FINAL RESULTS

01 = REGISTERED VOTERS - TOTAL  
02 = BALLOTS CAST - TOTAL

TOTAL  
48,897  
11,918

WITH 54 OF 54 PRECINCTS REPORTING

03 = VOTER TURNOUT - TOTAL

TOTAL PERCENT  
24.37

	01	02	03
0703 FER3,15	423	98	23.17
0711 FER11	353	58	16.43
0713 FER13,23	875	150	17.14
0724 FER24	946	74	7.82
0744 FER44	568	118	20.77
0745 FER45	263	30	11.41
0748 FER48,51	363	57	15.70
0750 FER50	443	94	21.22
0801 FLO1,2 LC7	919	266	28.94
0803 FLO3 FER41	1503	467	31.07
0804 FLO4	1483	430	29.00
0805 FLO5,15,25	1786	555	31.08
0806 FLO6	1066	211	19.79
0807 FLO7,29,34	1223	402	32.87
0808 FLO8,37	1339	452	33.76
0809 FLO9,10	1430	450	31.47
0811 FLO11	590	263	44.58
0812 FLO12	390	196	50.26
0813 FLO13	448	112	25.00
0814 FLO14,28	1278	542	42.41
0816 FLO16,26,33,41	1538	451	29.32
0817 FLO17	1358	320	23.56
0818 FLO18	548	95	17.34
0819 FLO19,24	1749	262	14.98
0820 FLO20,31,32,39	1132	445	39.31
0821 FLO21,27,38 LC34	1334	433	32.46
0822 FLO22	465	163	35.05
0823 FLO23	862	269	31.21
0840 FLO40 LC39	119	40	33.61
1302 LC2	817	224	27.42
1303 LC3	674	239	35.46
1304 LC4	529	132	24.95
1305 LC5,19,27	1510	371	24.57
1306 LC6	388	114	29.38
1308 LC8,31	1364	196	14.37
1309 LC9	1331	375	28.17
1310 LC10,25 FLO42	1319	316	23.96
1312 LC12,32	1297	232	17.89
1314 LC14	1373	156	11.36
1320 LC20	331	36	10.88
1321 LC21	1850	143	7.73
1323 LC23	212	52	24.53
1329 LC29 NW7	1149	170	14.80
1335 LC35	333	92	27.63
1336 LC36	322	77	23.91
2102 NW2,16	1538	430	27.96
2104 NW4	579	115	19.86
2108 NW8	811	239	29.47
2109 NW9	383	71	18.54
2110 NW10,28	913	96	10.51
2115 NW15 LC1	689	124	18.00
2122 NW22,24,46	1083	187	17.27
2139 NW39	273	35	12.82
2140 NW40	1035	193	18.65

WITH 54 OF 54 PRECINCTS REPORTING

DIRECTOR FLORISSANT VALLEY FIRE DISTRICT

VOTES PERCENT

VOTES PERCENT

(Vote for ) 1  
01 = MATT BECKER 7,797 68.66  
02 = DIANE FOELLER MARISCHEN 3,544 31.21

03 = INVALID WRITE-IN

15 .13

	01	02	03
0703 FER3,15	72	25	0
0711 FER11	28	29	0
0713 FER13,23	113	28	0
0724 FER24	50	21	0
0744 FER44	68	44	1
0745 FER45	17	13	0
0748 FER48,51	31	21	0
0750 FER50	66	26	0
0801 FLO1,2 LC7	160	88	0
0803 FLO3 FER41	290	135	0
0804 FLO4	315	93	3
0805 FLO5,15,25	339	175	1
0806 FLO6	137	63	0
0807 FLO7,29,34	277	106	1
0808 FLO8,37	310	121	2
0809 FLO9,10	273	157	0
0811 FLO11	152	102	0
0812 FLO12	91	94	0
0813 FLO13	78	26	0
0814 FLO14,28	363	154	1
0816 FLO16,26,33,41	286	149	0
0817 FLO17	214	90	0
0818 FLO18	55	37	0
0819 FLO19,24	170	81	0
0820 FLO20,31,32,39	239	181	1
0821 FLO21,27,38 LC34	293	123	0
0822 FLO22	110	49	0
0823 FLO23	164	94	0
0840 FLO40 LC39	27	12	0
1302 LC2	141	70	1
1303 LC3	149	78	0

1304 LC4	89	40	1
1305 LC5,19,27	255	97	0
1306 LC6	77	31	0
1308 LC8,31	112	80	0
1309 LC9	246	107	1
1310 LC10,25 FLO42	212	91	0
1312 LC12,32	174	51	0
1314 LC14	113	35	0
1320 LC20	26	8	0
1321 LC21	104	37	0
1323 LC23	41	8	0
1329 LC29 NW7	116	45	1
1335 LC35	67	21	0
1336 LC36	59	17	0
2102 NW2,16	295	113	0
2104 NW4	80	33	0
2108 NW8	163	65	0
2109 NW9	53	13	0
2110 NW10,28	65	28	0
2115 NW15 LC1	91	25	0
2122 NW22,24,46	128	53	0
2139 NW39	25	8	0
2140 NW40	128	53	1

=====

WE, THE BOARD OF ELECTION COMMISSIONERS OF ST. LOUIS COUNTY, MISSOURI, ACTING AS THE VERIFICATION BOARD PURSUANT TO 115.507,R.S.Mo 1978, HEREBY CERTIFY THE FOREGOING TO BE A TRUE AND CORRECT ABSTRACT OF VOTES CAST FOR THE CANDIDATES AND ISSUES AT THE GENERAL MUNICIPAL ELECTION HELD IN ST. LOUIS COUNTY, MISSOURI, ON APRIL 5, 2011. IN TESTIMONY WHEREOF, WE HAVE HEREUNTO SET OUR HAND AT OUR OFFICE IN MAPLEWOOD, ST. LOUIS COUNTY, MISSOURI, ON APRIL 19, 2011.

Richard H. Kellett      Julie R. Jones      Anita Yeckel      f Pluemer  
RICHARD H. KELLETT, CHAIRMAN      JULIE R. JONES, SECRETARY      ANITA T. YECKEL, COMMISSIONER      ANN PLUEMER, COMMISSIONER

01 = REGISTERED VOTERS - TOTAL  
02 = BALLOTS CAST - TOTAL

TOTAL PERCENT  
2,979 440

WITH 5 OF 5 PRECINCTS REPORTING

03 = VOTER TURNOUT - TOTAL

TOTAL PERCENT  
14.77

	01	02	03
1834 MR34	489	53	10.84
1846 MR46	488	64	13.11
1851 MR51	984	124	12.60
1857 MR57,68	813	142	17.47
1869 MR69	205	57	27.80

WITH 5 OF 5 PRECINCTS REPORTING

MAYOR FRONTENAC

VOTES PERCENT

(Vote for ) 1  
01 = KEITH R. KRIEG  
02 = INVALID WRITE-IN

364 97.33  
10 2.67

	01	02
1834 MR34	39	1
1846 MR46	58	1
1851 MR51	108	2
1857 MR57,68	115	6
1869 MR69	44	0

WITH 2 OF 2 PRECINCTS REPORTING

ALDERPERSON FRONTENAC WARD 1

VOTES PERCENT

(Vote for ) 1  
01 = SUSAN DURBIN  
02 = INVALID WRITE-IN

100 99.01  
1 .99

	01	02
1834 MR34	42	0
1846 MR46	58	1

WITH 2 OF 2 PRECINCTS REPORTING

ALDERPERSON FRONTENAC WARD 2

VOTES PERCENT

(Vote for ) 1  
01 = MARIA HUGHES  
02 = BUD GUEST

43 22.87  
145 77.13

03 = INVALID WRITE-IN

VOTES PERCENT

0

	01	02	03
1857 MR57,68	40	92	0
1869 MR69	3	53	0

WITH 1 OF 1 PRECINCTS REPORTING

ALDERPERSON FRONTENAC WARD 3

VOTES PERCENT

(Vote for ) 1  
01 = JOHN LEVIS  
02 = INVALID WRITE-IN

105 98.13  
2 1.87

	01	02
1851 MR51	105	2

WE, THE BOARD OF ELECTION COMMISSIONERS OF ST. LOUIS COUNTY, MISSOURI, ACTING AS THE VERIFICATION BOARD PURSUANT TO 115.507,R.S.MO 1978, HEREBY CERTIFY THE FOREGOING TO BE A TRUE AND CORRECT ABSTRACT OF VOTES CAST FOR THE CANDIDATES AND ISSUES AT THE GENERAL MUNICIPAL ELECTION HELD IN ST. LOUIS COUNTY, MISSOURI, ON APRIL 5, 2011. IN TESTIMONY WHEREOF, WE HAVE HEREUNTO SET OUR HAND AT OUR OFFICE IN MAPLEWOOD, ST. LOUIS COUNTY, MISSOURI, ON APRIL 19, 2011.

*Richard H. Kellett*  
RICHARD H. KELLETT, CHAIRMAN

*Julie R. Jones*  
JULIE R. JONES, SECRETARY

*Anita T. Yeckel*  
ANITA T. YECKEL, COMMISSIONER

*Ann Pluemer*  
ANN PLUEMER, COMMISSIONER

01 = REGISTERED VOTERS - TOTAL  
02 = BALLOTS CAST - TOTAL

TOTAL PERCENT  
4,586 825

WITH 6 OF 6 PRECINCTS REPORTING

03 = VOTER TURNOUT - TOTAL

TOTAL PERCENT  
17.99

	01	02	03
1102 JEF2,40	245	34	13.88
1132 JEF32,33	1457	259	17.78
1134 JEF34	1118	204	18.25
1135 JEF35	80	7	8.75
1136 JEF36	290	46	15.86
1137 JEF37,39	1396	275	19.70

VOTES PERCENT

WITH 6 OF 6 PRECINCTS REPORTING

MAYOR GLENDALE

(Vote for ) 1

01 = RICH MAGEE

02 = INVALID WRITE-IN

744 98.94  
8 1.06

	01	02
1102 JEF2,40	26	1
1132 JEF32,33	233	2
1134 JEF34	188	1
1135 JEF35	6	0
1136 JEF36	42	1
1137 JEF37,39	249	3

VOTES PERCENT

WITH 2 OF 2 PRECINCTS REPORTING

ALDERPERSON GLENDALE WARD 1

(Vote for ) 1

01 = KAY SULLIVAN

02 = INVALID WRITE-IN

229 98.71  
3 1.29

	01	02
1132 JEF32,33	223	3
1135 JEF35	6	0

VOTES PERCENT

WITH 2 OF 2 PRECINCTS REPORTING

ALDERPERSON GLENDALE WARD 2

(Vote for ) 1

01 = MIKE WILCOX

02 = INVALID WRITE-IN

273 100.00  
0

	01	02
1102 JEF2,40	30	0
1137 JEF37,39	243	0

VOTES PERCENT

WITH 2 OF 2 PRECINCTS REPORTING

ALDERPERSON GLENDALE WARD 3

(Vote for ) 1

01 = DEB VOSS

02 = INVALID WRITE-IN

211 100.00  
0

	01	02
1134 JEF34	172	0
1136 JEF36	39	0

WE, THE BOARD OF ELECTION COMMISSIONERS OF ST. LOUIS COUNTY, MISSOURI, ACTING AS THE VERIFICATION BOARD PURSUANT TO 115.507,R.S.Mo 1978, HEREBY CERTIFY THE FOREGOING TO BE A TRUE AND CORRECT ABSTRACT OF VOTES CAST FOR THE CANDIDATES AND ISSUES AT THE GENERAL MUNICIPAL ELECTION HELD IN ST. LOUIS COUNTY, MISSOURI, ON APRIL 5, 2011. IN TESTIMONY WHEREOF, WE HAVE HEREUNTO SET OUR HAND AT OUR OFFICE IN MAPLEWOOD, ST. LOUIS COUNTY, MISSOURI, ON APRIL 19, 2011.

*Richard H. Kellett*  
RICHARD H. KELLETT, CHAIRMAN

*Julie R. Jones*  
JULIE R. JONES, SECRETARY

*Anita Yeckel*  
ANITA T. YECKEL, COMMISSIONER

*f. Pluemer*  
ANN PLUEMER, COMMISSIONER



CITY OF GLEN ECHO PARK

GENERAL MUNICIPAL ELECTION  
ST. LOUIS COUNTY, MISSOURI  
TUESDAY, APRIL 5, 2011

OFFICIAL FINAL RESULTS

01 = REGISTERED VOTERS - TOTAL  
02 = BALLOTS CAST - TOTAL

TOTAL PERCENT  
135 25

WITH 1 OF 1 PRECINCTS REPORTING

03 = VOTER TURNOUT - TOTAL

TOTAL PERCENT  
18.52

1940 NOR40

-----  
01 02 03  
-----  
135 . 25 18.52  
-----

TRUSTEE GLEN ECHO PARK  
(Vote for ) 3  
01 = LAWRENCE BARTON  
02 = AUDREY EDWARDS  
03 = JAMES C. MURRAY

VOTES PERCENT  
20 29.41  
19 27.94  
17 25.00

WITH 1 OF 1 PRECINCTS REPORTING

04 = LEROY JACKSON  
05 = INVALID WRITE-IN

VOTES PERCENT  
9 13.24  
3 4.41

1940 NOR40

-----  
01 02 03 04 05  
-----  
20 19 17 9 3  
-----

WE, THE BOARD OF ELECTION COMMISSIONERS OF ST. LOUIS COUNTY, MISSOURI, ACTING AS THE VERIFICATION BOARD PURSUANT TO 115.507, R.S. MO 1978, HEREBY CERTIFY THE FOREGOING TO BE A TRUE AND CORRECT ABSTRACT OF VOTES CAST FOR THE CANDIDATES AND ISSUES AT THE GENERAL MUNICIPAL ELECTION HELD IN ST. LOUIS COUNTY, MISSOURI, ON APRIL 5, 2011. IN TESTIMONY WHEREOF, WE HAVE HEREUNTO SET OUR HAND AT OUR OFFICE IN MAPLEWOOD, ST. LOUIS COUNTY, MISSOURI, ON APRIL 19, 2011.

  
RICHARD H. KELLETT, CHAIRMAN

  
JULIE R. JONES, SECRETARY

  
ANITA T. YECKEL, COMMISSIONER

  
ANN PLUEMER, COMMISSIONER

GRANTWOOD VILLAGE

GENERAL MUNICIPAL ELECTION  
ST. LOUIS COUNTY, MISSOURI  
TUESDAY, APRIL 5, 2011

OFFICIAL FINAL RESULTS

01 = REGISTERED VOTERS - TOTAL  
02 = BALLOTS CAST - TOTAL

TOTAL PERCENT  
710  
246

WITH 2 OF 2 PRECINCTS REPORTING

03 = VOTER TURNOUT - TOTAL

TOTAL PERCENT  
34.65

	01	02	03
0944 GRA44	699	246	35.19
0949 GRA49	11	0	.00

TRUSTEE GRANTWOOD VILLAGE  
(Vote for ) 3  
01 = BOB BESS  
02 = RICHARD MURASKI  
03 = MARK J. KIENSTRA

VOTES PERCENT

WITH 2 OF 2 PRECINCTS REPORTING

VOTES PERCENT

	01	02	03	04	05
0944 GRA44	187	120	187	109	5
0949 GRA49	0	0	0	0	0

04 = MIKE JONES  
05 = INVALID WRITE-IN

109 17.93  
5 .82

WE, THE BOARD OF ELECTION COMMISSIONERS OF ST. LOUIS COUNTY, MISSOURI, ACTING AS THE VERIFICATION BOARD PURSUANT TO 115.507,R.S.Mo 1978, HEREBY CERTIFY THE FOREGOING TO BE A TRUE AND CORRECT ABSTRACT OF VOTES CAST FOR THE CANDIDATES AND ISSUES AT THE GENERAL MUNICIPAL ELECTION HELD IN ST. LOUIS COUNTY, MISSOURI, ON APRIL 5, 2011. IN TESTIMONY WHEREOF, WE HAVE HEREUNTO SET OUR HAND AT OUR OFFICE IN MAPLEWOOD, ST. LOUIS COUNTY, MISSOURI, ON APRIL 19, 2011.

*Richard H. Kellett*  
RICHARD H. KELLETT, CHAIRMAN

*Julie R. Jones*  
JULIE R. JONES, SECRETARY

*Anita Yeckel*  
ANITA T. YECKEL, COMMISSIONER

*f. Pluemer*  
ANN PLUEMER, COMMISSIONER

01 = REGISTERED VOTERS - TOTAL  
02 = BALLOTS CAST - TOTAL

TOTAL PERCENT  
548  
239

WITH 2 OF 2 PRECINCTS REPORTING  
03 = VOTER TURNOUT - TOTAL

TOTAL PERCENT  
43.61

	01	02	03
1916 NOR16	344	131	38.08
1941 NOR41	204	108	52.94

	VOTES	PERCENT
MAYOR GREENDALE (Vote for ) 1		
01 = CHANDRA COUGHLEY	27	11.30
02 = MONICA M. HUDDLESTON	212	88.70

WITH 2 OF 2 PRECINCTS REPORTING  
03 = INVALID WRITE-IN 0

	01	02	03
1916 NOR16	19	112	0
1941 NOR41	8	100	0

	VOTES	PERCENT
MARSHAL GREENDALE (Vote for ) 1		
01 = NO CANDIDATE FILED	0	
02 = LAURIE DYCHE (19) W/I VOTES OF	40	100.00

WITH 2 OF 2 PRECINCTS REPORTING

	01	02
1916 NOR16	0	20
1941 NOR41	0	20

	VOTES	PERCENT
ALDERPERSON GREENDALE WARD 1 (Vote for ) 1		
01 = CHANDRA COUGHLEY	25	19.53
02 = DORIS TROJCAK	103	80.47

WITH 1 OF 1 PRECINCTS REPORTING  
03 = INVALID WRITE-IN 0

	01	02	03
1916 NOR16	25	103	0

	VOTES	PERCENT
ALDERPERSON GREENDALE WARD 2 (Vote for ) 1		
01 = ALEXANDER (ALEX) HERMAN	97	97.98
02 = INVALID WRITE-IN	2	2.02

WITH 1 OF 1 PRECINCTS REPORTING

	01	02
1941 NOR41	97	2

WE, THE BOARD OF ELECTION COMMISSIONERS OF ST. LOUIS COUNTY, MISSOURI, ACTING AS THE VERIFICATION BOARD PURSUANT TO 115.507, R.S. MO 1978, HEREBY CERTIFY THE FOREGOING TO BE A TRUE AND CORRECT ABSTRACT OF VOTES CAST FOR THE CANDIDATES AND ISSUES AT THE GENERAL MUNICIPAL ELECTION HELD IN ST. LOUIS COUNTY, MISSOURI, ON APRIL 5, 2011. IN TESTIMONY WHEREOF, WE HAVE HEREUNTO SET OUR HAND AT OUR OFFICE IN MAPLEWOOD, ST. LOUIS COUNTY, MISSOURI, ON APRIL 19, 2011.

*Richard H. Kellett*  
RICHARD H. KELLETT, CHAIRMAN

*Julie R. Jones*  
JULIE R. JONES, SECRETARY

*Anita T. Yeckel*  
ANITA T. YECKEL, COMMISSIONER

*Ann Pluemer*  
ANN PLUEMER, COMMISSIONER

01 = REGISTERED VOTERS - TOTAL	TOTAL	PERCENT	WITH 5 OF 5 PRECINCTS REPORTING	TOTAL	PERCENT
02 = BALLOTS CAST - TOTAL	1,793		03 = VOTER TURNOUT - TOTAL		25.66
	460				
	01	02	03		
0611 CON11	430	92	21.40		
0612 CON12	3	2	66.67		
0614 CON14	305	91	29.84		
0616 CON16	397	119	29.97		
0621 CON21	658	156	23.71		

MAYOR GREEN PARK	VOTES	PERCENT	WITH 5 OF 5 PRECINCTS REPORTING	VOTES	PERCENT
(Vote for ) 1					
01 = TONY KONOPKA	307	67.77	03 = INVALID WRITE-IN	1	.22
02 = MARK FRIEDERICH	145	32.01			
	01	02	03		
0611 CON11	65	24	0		
0612 CON12	1	1	0		
0614 CON14	65	25	0		
0616 CON16	70	48	0		
0621 CON21	106	47	1		

ALDERPERSON GREEN PARK WARD 1	VOTES	PERCENT	WITH 2 OF 2 PRECINCTS REPORTING	VOTES	PERCENT
(Vote for ) 1					
01 = ANTHONY J. POUSOSA	126	99.21			
02 = INVALID WRITE-IN	1	.79			
	01	02			
0612 CON12	1	0			
0621 CON21	125	1			

ALDERPERSON GREEN PARK WARD 2	VOTES	PERCENT	WITH 2 OF 2 PRECINCTS REPORTING	VOTES	PERCENT
(Vote for ) 1					
01 = VICKI GAMACHE	88	47.31	03 = INVALID WRITE-IN	0	
02 = TIM THUSTON	98	52.69			
	01	02	03		
0614 CON14	36	42	0		
0616 CON16	52	56	0		

ALDERPERSON GREEN PARK WARD 3	VOTES	PERCENT	WITH 1 OF 1 PRECINCTS REPORTING	VOTES	PERCENT
(Vote for ) 1					
01 = JOE S. MONTELEONE	66	100.00			
02 = INVALID WRITE-IN	0				
	01	02			
0611 CON11	66	0			

WE, THE BOARD OF ELECTION COMMISSIONERS OF ST. LOUIS COUNTY, MISSOURI, ACTING AS THE VERIFICATION BOARD PURSUANT TO 115.507, R.S. MO 1978, HEREBY CERTIFY THE FOREGOING TO BE A TRUE AND CORRECT ABSTRACT OF VOTES CAST FOR THE CANDIDATES AND ISSUES AT THE GENERAL MUNICIPAL ELECTION HELD IN ST. LOUIS COUNTY, MISSOURI, ON APRIL 5, 2011. IN TESTIMONY WHEREOF, WE HAVE HEREUNTO SET OUR HAND AT OUR OFFICE IN MAPLEWOOD, ST. LOUIS COUNTY, MISSOURI, ON APRIL 19, 2011.

*Richard H. Kellett*  
RICHARD H. KELLETT, CHAIRMAN

*Julie R. Jones*  
JULIE R. JONES, SECRETARY

*Anita T. Yeckel*  
ANITA T. YECKEL, COMMISSIONER

*Ann Pluemer*  
ANN PLUEMER, COMMISSIONER

HADLEY TOWNSHIP

GENERAL MUNICIPAL ELECTION  
ST. LOUIS COUNTY, MISSOURI  
TUESDAY, APRIL 5, 2011

OFFICIAL FINAL RESULTS

		TOTAL			WITH 17 OF 17 PRECINCTS REPORTING		TOTAL		PERCENT	
		22,927			03 = VOTER TURNOUT - TOTAL				10.71	
01 = REGISTERED VOTERS - TOTAL		2,455								
02 = BALLOTS CAST - TOTAL										
		01	02	03						
1001	HAD1,2,3	2091	304	14.54						
1004	HAD4,14	2696	111	4.12						
1005	HAD5,37	443	52	11.74						
1006	HAD6,7	1225	93	7.59						
1008	HAD8,9	1666	285	17.11						
1010	HAD10,11	1670	154	9.22						
1012	HAD12,13,17,18	1935	165	8.53						
1015	HAD15,16	1014	86	8.48						
1019	HAD19	411	55	13.38						
1020	HAD20	520	59	11.35						
1021	HAD21,24,25,26	1781	223	12.52						
1022	HAD22,23	716	88	12.29						
1027	HAD27	798	121	15.16						
1028	HAD28,29	1185	169	14.26						
1030	HAD30,31,34	1541	122	7.92						
1032	HAD32	1413	163	11.54						
1033	HAD33,35	1822	205	11.25						

		VOTES			PERCENT		WITH 17 OF 17 PRECINCTS REPORTING		VOTES		PERCENT	
		1,892			77.51		03 = THEODIS(TED) BROWN SR (1) W/I VOTES OF		7		.29	
ST. LOUIS COUNTY ASSESSOR		542			22.20							
(Vote for ) 1												
01 = JAKE ZIMMERMAN (DEM)												
02 = L.K. (CHIP) WOOD (REP)												
		01	02	03								
1001	HAD1,2,3	233	70	0								
1004	HAD4,14	83	25	1								
1005	HAD5,37	41	11	0								
1006	HAD6,7	85	8	0								
1008	HAD8,9	246	38	0								
1010	HAD10,11	139	15	0								
1012	HAD12,13,17,18	120	41	2								
1015	HAD15,16	63	23	0								
1019	HAD19	36	19	0								
1020	HAD20	51	8	0								
1021	HAD21,24,25,26	144	77	0								
1022	HAD22,23	61	27	0								
1027	HAD27	101	19	1								
1028	HAD28,29	115	53	0								
1030	HAD30,31,34	87	32	2								
1032	HAD32	131	29	1								
1033	HAD33,35	156	47	0								

		VOTES			PERCENT		WITH 2 OF 2 PRECINCTS REPORTING					
		163			95.88							
ALDERPERSON CLAYTON WARD 1		7			4.12							
(Vote for ) 1												
01 = ANDREA MADDOX-DALLAS												
02 = INVALID WRITE-IN												
		01	02									
1004	HAD4,14	85	5									
1015	HAD15,16	78	2									

		VOTES			PERCENT		WITH 2 OF 2 PRECINCTS REPORTING					
		307			98.40							
ALDERPERSON CLAYTON WARD 2		5			1.60							
(Vote for ) 1												
01 = CYNTHIA GARNHOLZ												
02 = INVALID WRITE-IN												
		01	02									
1001	HAD1,2,3	260	4									
1005	HAD5,37	47	1									

		VOTES			PERCENT		WITH 1 OF 1 PRECINCTS REPORTING					
		108			97.30							
COUNCIL MEMBER MAPLEWOOD WARD 1		3			2.70							
(Vote for ) 1												
01 = KAREN WOOD												
02 = INVALID WRITE-IN												
		01	02									
1030	HAD30,31,34	108	3									

		VOTES			PERCENT		WITH 2 OF 2 PRECINCTS REPORTING					
		191			94.55							
COUNCIL MEMBER MAPLEWOOD WARD 2		11			5.45							
(Vote for ) 1												
01 = TIMOTHY J. DUNN												
02 = INVALID WRITE-IN												
		01	02									
1019	HAD19	48	3									
1032	HAD32	143	8									

=====

WITH 1 OF 1 PRECINCTS REPORTING

COUNCIL MEMBER MAPLEWOOD WARD 3

VOTES PERCENT

(Vote for ) 1

01 = BARRY J. GREENBERG

02 = INVALID WRITE-IN

170 95.51

8 4.49

-----  
01 02

-----  
170 8

1033 HAD33,35

=====

01 = REGISTERED VOTERS - TOTAL  
02 = BALLOTS CAST - TOTAL

TOTAL PERCENT  
4,751  
658

WITH 4 OF 4 PRECINCTS REPORTING

03 = VOTER TURNOUT - TOTAL

TOTAL PERCENT  
13.85

	01	02	03
1401 LEM1,5	1608	169	10.51
1402 LEM2,3,34	1612	236	14.64
1407 LEM7,9	1446	228	15.77
1425 LEM25	85	25	29.41

DIRECTOR HANCOCK PLACE SCHOOL DISTRICT  
(Vote for ) 3  
01 = JEAN PARSHALL  
02 = LESLIE VINEYARD  
03 = ERIC BISCHOFF

VOTES PERCENT  
428 29.62  
324 22.42  
301 20.83

WITH 4 OF 4 PRECINCTS REPORTING

04 = ANDREA CONTELLO  
05 = INVALID WRITE-IN

VOTES PERCENT  
375 25.95  
17 1.18

	01	02	03	04	05
1401 LEM1,5	102	79	78	111	7
1402 LEM2,3,34	152	132	98	112	10
1407 LEM7,9	156	106	115	138	0
1425 LEM25	18	7	10	14	0

HANCOCK PLACE SCHOOL DISTRICT-PROPOSITION P  
\*\*BONDS-CAPITAL IMPROV (57.15% NEEDED)\*\*  
(Vote for ) 1

VOTES PERCENT  
471 75.36  
154 24.64

WITH 4 OF 4 PRECINCTS REPORTING

01 = YES  
02 = NO

	01	02
1401 LEM1,5	123	40
1402 LEM2,3,34	160	62
1407 LEM7,9	166	50
1425 LEM25	22	2

WE, THE BOARD OF ELECTION COMMISSIONERS OF ST. LOUIS COUNTY, MISSOURI, ACTING AS THE VERIFICATION BOARD PURSUANT TO 115.507,R.S.Mo 1978, HEREBY CERTIFY THE FOREGOING TO BE A TRUE AND CORRECT ABSTRACT OF VOTES CAST FOR THE CANDIDATES AND ISSUES AT THE GENERAL MUNICIPAL ELECTION HELD IN ST. LOUIS COUNTY, MISSOURI, ON APRIL 5, 2011. IN TESTIMONY WHEREOF, WE HAVE HEREUNTO SET OUR HAND AT OUR OFFICE IN MAPLEWOOD, ST. LOUIS COUNTY, MISSOURI, ON APRIL 19, 2011.

*Richard H. Kellett*  
RICHARD H. KELLETT, CHAIRMAN

*Julie R. Jones*  
JULIE R. JONES, SECRETARY

*Anita Yeckel*  
ANITA T. YECKEL, COMMISSIONER

*f Pluema*  
ANN PLUEMER, COMMISSIONER

CITY OF HANLEY HILLS

GENERAL MUNICIPAL ELECTION  
ST. LOUIS COUNTY, MISSOURI  
TUESDAY, APRIL 5, 2011

OFFICIAL FINAL RESULTS

01 = REGISTERED VOTERS - TOTAL  
02 = BALLOTS CAST - TOTAL

TOTAL PERCENT  
1,484 112

WITH 1 OF 1 PRECINCTS REPORTING

03 = VOTER TURNOUT - TOTAL

TOTAL PERCENT  
7.55

01	02	03
1484	112	7.55

2746 UNV46

TRUSTEE HANLEY HILLS  
(Vote for ) 5

01 = SADIE L. PENNINGTON  
02 = THOMAS E. RUSAN  
03 = JULIA BOWEN

VOTES PERCENT

78 24.84  
72 22.93  
85 27.07

WITH 1 OF 1 PRECINCTS REPORTING

04 = LAMANDA GOODRICH  
05 = NO CANDIDATE FILED  
06 = JESSE HATCHER (4) W/I VOTES OF

VOTES PERCENT

69 21.97  
0  
10 3.18

01	02	03	04	05	06
78	72	85	69	0	10

2746 UNV46

WE, THE BOARD OF ELECTION COMMISSIONERS OF ST. LOUIS COUNTY, MISSOURI, ACTING AS THE VERIFICATION BOARD PURSUANT TO 115.507, R.S. MO 1978, HEREBY CERTIFY THE FOREGOING TO BE A TRUE AND CORRECT ABSTRACT OF VOTES CAST FOR THE CANDIDATES AND ISSUES AT THE GENERAL MUNICIPAL ELECTION HELD IN ST. LOUIS COUNTY, MISSOURI, ON APRIL 5, 2011. IN TESTIMONY WHEREOF, WE HAVE HEREUNTO SET OUR HAND AT OUR OFFICE IN MAPLEWOOD, ST. LOUIS COUNTY, MISSOURI, ON APRIL 19, 2011.

*Richard H. Kellett*  
RICHARD H. KELLETT, CHAIRMAN

*Julie R. Jones*  
JULIE R. JONES, SECRETARY

*Anita Yeckel*  
ANITA T. YECKEL, COMMISSIONER

*f Pluemer*  
ANN PLUEMER, COMMISSIONER



01 = REGISTERED VOTERS - TOTAL  
02 = BALLOTS CAST - TOTAL

TOTAL PERCENT  
8,546  
965

WITH 12 OF 12 PRECINCTS REPORTING

03 = VOTER TURNOUT - TOTAL

TOTAL PERCENT  
11.29

	01	02	03
0119 AP19,45	1209	119	9.84
0701 FER1	1028	86	8.37
0724 FER24	946	74	7.82
0835 FLO35 LC16,18	467	38	8.14
1329 LC29 NW7	1149	170	14.80
2105 NW5	3	0	.00
2109 NW9	383	71	18.54
2118 NW18	194	31	15.98
2130 NW30	174	4	2.30
2140 NW40	1035	193	18.65
2141 NW41,48	1958	179	9.14
2147 NW47	0	0	. . .

WITH 4 OF 4 PRECINCTS REPORTING

COUNCIL MEMBER HAZELWOOD WARD 2

VOTES PERCENT

(Vote for ) 1  
01 = BOB AUBUCHON 137 96.48  
02 = INVALID WRITE-IN 5 3.52

	01	02
0119 AP19,45	104	3
0835 FLO35 LC16,18	33	2
2105 NW5	0	0
2147 NW47	0	0

WITH 3 OF 3 PRECINCTS REPORTING

COUNCIL MEMBER HAZELWOOD WARD 4

VOTES PERCENT

(Vote for ) 1  
01 = MIKE CONLEY 183 98.92  
02 = INVALID WRITE-IN 2 1.08

	01	02
2118 NW18	25	0
2130 NW30	3	0
2141 NW41,48	155	2

WITH 2 OF 2 PRECINCTS REPORTING

COUNCIL MEMBER HAZELWOOD WARD 6

VOTES PERCENT

(Vote for ) 1  
01 = WARREN (BUTCH) TAYLOR 139 99.29  
02 = INVALID WRITE-IN 1 .71

	01	02
0701 FER1	74	0
0724 FER24	65	1

WITH 3 OF 3 PRECINCTS REPORTING

COUNCIL MEMBER HAZELWOOD WARD 8

VOTES PERCENT

(Vote for ) 1  
01 = MARY SINGLETON 388 99.49  
02 = INVALID WRITE-IN 2 .51

	01	02
1329 LC29 NW7	158	1
2109 NW9	63	0
2140 NW40	167	1

WE, THE BOARD OF ELECTION COMMISSIONERS OF ST. LOUIS COUNTY, MISSOURI, ACTING AS THE VERIFICATION BOARD PURSUANT TO 115.507,R.S.Mo 1978, HEREBY CERTIFY THE FOREGOING TO BE A TRUE AND CORRECT ABSTRACT OF VOTES CAST FOR THE CANDIDATES AND ISSUES AT THE GENERAL MUNICIPAL ELECTION HELD IN ST. LOUIS COUNTY, MISSOURI, ON APRIL 5, 2011. IN TESTIMONY WHEREOF, WE HAVE HEREUNTO SET OUR HAND AT OUR OFFICE IN MAPLEWOOD, ST. LOUIS COUNTY, MISSOURI, ON APRIL 19, 2011.

*Richard H. Kellett*  
RICHARD H. KELLETT, CHAIRMAN

*Julie R. Jones*  
JULIE R. JONES, SECRETARY

*Anita T. Yeckel*  
ANITA T. YECKEL, COMMISSIONER

*Ann Pluemer*  
ANN PLUEMER, COMMISSIONER

HAZELWOOD SCHOOL DISTRICT

GENERAL MUNICIPAL ELECTION  
ST. LOUIS COUNTY, MISSOURI  
TUESDAY, APRIL 5, 2011

OFFICIAL FINAL RESULTS

01 = REGISTERED VOTERS - TOTAL  
02 = BALLOTS CAST - TOTAL

TOTAL PERCENT  
80,174  
12,451

WITH 80 OF 80 PRECINCTS REPORTING  
03 = VOTER TURNOUT - TOTAL  
15.53

	01	02	03
0119 AP19,45	1209	119	9.84
0134 AP34 FER26	457	37	8.10
0701 FER1	1028	86	8.37
0702 FER2	536	89	16.60
0704 FER4	116	14	12.07
0706 FER6	356	48	13.48
0711 FER11	353	58	16.43
0717 FER17	358	46	12.85
0718 FER18	340	66	19.41
0719 FER19	1246	204	16.37
0722 FER22,27,29 SPL9	1797	197	10.96
0725 FER25	5	0	.00
0737 FER37	1527	184	12.05
0742 FER42	1124	130	11.57
0744 FER44	568	118	20.77
0801 FLO1,2 LC7	919	266	28.94
0809 FLO9,10	1430	450	31.47
0821 FLO21,27,38 LC34	1334	433	32.46
0835 FLO35 LC16,18	467	38	8.14
0836 FLO36	594	52	8.75
0840 FLO40 LC39	119	40	33.61
1302 LC2	817	224	27.42
1303 LC3	674	239	35.46
1304 LC4	529	132	24.95
1305 LC5,19,27	1510	371	24.57
1306 LC6	388	114	29.38
1308 LC8,31	1364	196	14.37
1309 LC9	1331	375	28.17
1310 LC10,25 FLO42	1319	316	23.96
1311 LC11,13,38,40	1697	188	11.08
1312 LC12,32	1297	232	17.89
1314 LC14	1373	156	11.36
1315 LC15,33	1254	172	13.72
1317 LC17,24	1184	161	13.60
1320 LC20	331	36	10.88
1321 LC21	1850	143	7.73
1322 LC22,28	1912	360	18.83
1323 LC23	212	52	24.53
1326 LC26 SPL6	1615	229	14.18
1329 LC29 NW7	1149	170	14.80
1330 LC30 SPL8	1896	206	10.86
1335 LC35	333	92	27.63
1336 LC36	322	77	23.91
1337 LC37	1325	236	17.81
2102 NW2,16	1538	430	27.96
2104 NW4	579	115	19.86
2106 NW6,29	1	0	.00
2108 NW8	811	239	29.47
2109 NW9	383	71	18.54
2110 NW10,28	913	96	10.51
2115 NW15 LC1	689	124	18.00
2118 NW18	194	31	15.98
2122 NW22,24,46	1083	187	17.27
2123 NW23,34,45	1244	161	12.94
2125 NW25,27,52	995	98	9.85
2130 NW30	174	4	2.30
2139 NW39	273	35	12.82
2140 NW40	1035	193	18.65
2141 NW41,48	1958	179	9.14
2144 NW44	22	9	40.91
2401 SF1	1128	126	11.17
2406 SF6,9	1663	101	6.07
2407 SF7,8,38,39	1726	164	9.50
2410 SF10	1108	100	9.03
2426 SF26,36,40	143	34	23.78
2437 SF37	22	4	18.18
2501 SPL1	1752	198	11.30
2502 SPL2,24,25	1728	183	10.59
2503 SPL3	2129	131	6.15
2504 SPL4	1060	137	12.92
2505 SPL5,13,17	1764	138	7.82
2507 SPL7	1629	217	13.32
2510 SPL10,27	1336	275	20.58
2511 SPL11	1599	214	13.38
2514 SPL14,29	1795	268	14.93
2515 SPL15 FER16	1290	324	25.12
2519 SPL19,23,30	2075	201	9.69
2521 SPL21	615	128	20.81
2522 SPL22	1072	171	15.95
2528 SPL28	1083	213	19.67

WITH 80 OF 80 PRECINCTS REPORTING

DIRECTOR HAZELWOOD SCHOOL DISTRICT  
(Vote for ) 3  
01 = ANN GIBBONS  
02 = CHARLES (CHUCK) WOODS  
03 = BRENDA C. YOUNGBLOOD

VOTES PERCENT  
7,087 26.57  
6,989 26.20  
6,990 26.20

04 = NITA CURRY  
05 = INVALID WRITE-IN

VOTES PERCENT  
5,497 20.61  
113 .42

	01	02	03	04	05
0119 AP19,45	68	69	72	57	0
0134 AP34 FER26	26	16	30	17	0
0701 FER1	52	45	53	36	0
0702 FER2	45	33	57	32	0

0704	FER4	7	4	10	9	0
0706	FER6	23	26	16	11	2
0711	FER11	33	34	37	20	0
0717	FER17	18	25	24	13	0
0718	FER18	23	30	41	28	1
0719	FER19	108	105	118	68	1
0722	FER22,27,29 SPL9	106	109	160	88	1
0725	FER25	0	0	0	0	0
0737	FER37	103	95	123	65	0
0742	FER42	73	63	90	44	0
0744	FER44	80	53	67	35	3
0801	FLO1,2 LC7	151	162	127	128	2
0809	FLO9,10	286	271	222	188	2
0821	FLO21,27,38 LC34	255	234	210	161	0
0835	FLO35 LC16,18	26	24	15	16	1
0836	FLO36	23	24	33	24	0
0840	FLO40 LC39	23	24	16	9	1
1302	LC2	125	127	98	83	4
1303	LC3	121	139	108	86	3
1304	LC4	76	80	72	57	1
1305	LC5,19,27	210	194	162	139	2
1306	LC6	61	63	51	42	2
1308	LC8,31	120	128	110	102	6
1309	LC9	199	209	191	173	1
1310	LC10,25 FLO42	176	180	133	143	0
1311	LC11,13,38,40	122	113	114	99	5
1312	LC12,32	122	148	116	132	3
1314	LC14	86	88	78	63	0
1315	LC15,33	104	131	76	111	1
1317	LC17,24	90	97	85	88	2
1320	LC20	18	18	13	21	0
1321	LC21	76	74	87	69	1
1322	LC22,28	216	230	219	192	4
1323	LC23	32	23	23	28	0
1326	LC26 SPL6	118	130	146	123	0
1329	LC29 NW7	93	107	65	112	0
1330	LC30 SPL8	120	106	124	98	4
1335	LC35	55	55	45	23	4
1336	LC36	55	54	38	40	1
1337	LC37	130	145	162	131	0
2102	NW2,16	251	287	243	188	6
2104	NW4	64	71	63	59	1
2106	NW6,29	0	0	0	0	0
2108	NW8	150	156	127	109	5
2109	NW9	39	56	28	51	0
2110	NW10,28	49	55	45	40	0
2115	NW15 LC1	72	71	52	52	0
2118	NW18	16	15	17	15	0
2122	NW22,24,46	118	132	71	122	2
2123	NW23,34,45	110	101	92	78	5
2125	NW25,27,52	63	62	53	65	0
2130	NW30	2	1	3	1	0
2139	NW39	20	18	17	11	0
2140	NW40	107	123	87	117	0
2141	NW41,48	104	99	91	90	1
2144	NW44	6	6	7	3	0
2401	SF1	55	52	85	36	2
2406	SF6,9	65	57	58	37	2
2407	SF7,8,38,39	101	77	87	66	3
2410	SF10	69	66	60	43	0
2426	SF26,36,40	21	18	16	13	0
2437	SF37	2	1	4	1	0
2501	SPL1	125	95	162	84	3
2502	SPL2,24,25	94	94	122	81	1
2503	SPL3	79	59	91	38	2
2504	SPL4	76	73	85	62	0
2505	SPL5,13,17	80	65	93	58	0
2507	SPL7	133	94	156	78	4
2510	SPL10,27	187	172	141	122	6
2511	SPL11	103	116	158	70	1
2514	SPL14,29	144	140	165	136	0
2515	SPL15 FER16	140	131	227	112	2
2519	SPL19,23,30	109	97	136	71	4
2521	SPL21	75	50	64	37	2
2522	SPL22	88	77	122	53	0
2528	SPL28	116	117	125	94	3

=====

WE, THE BOARD OF ELECTION COMMISSIONERS OF ST. LOUIS COUNTY, MISSOURI, ACTING AS THE VERIFICATION BOARD PURSUANT TO 115.507,R.S.Mo 1978, HEREBY CERTIFY THE FOREGOING TO BE A TRUE AND CORRECT ABSTRACT OF VOTES CAST FOR THE CANDIDATES AND ISSUES AT THE GENERAL MUNICIPAL ELECTION HELD IN ST. LOUIS COUNTY, MISSOURI, ON APRIL 5, 2011. IN TESTIMONY WHEREOF, WE HAVE HEREUNTO SET OUR HAND AT OUR OFFICE IN MAPLEWOOD, ST. LOUIS COUNTY, MISSOURI, ON APRIL 19, 2011.

*Richard H. Kellett*  
 RICHARD H. KELLETT, CHAIRMAN

*Julie R. Jones*  
 JULIE R. JONES, SECRETARY

*Anita T. Yeckel*  
 ANITA T. YECKEL, COMMISSIONER

*f. Pluemer*  
 ANN PLUEMER, COMMISSIONER

CITY OF HILLSDALE

GENERAL MUNICIPAL ELECTION  
ST. LOUIS COUNTY, MISSOURI  
TUESDAY, APRIL 5, 2011

OFFICIAL FINAL RESULTS

01 = REGISTERED VOTERS - TOTAL  
02 = BALLOTS CAST - TOTAL

TOTAL PERCENT  
968 55

WITH 1 OF 1 PRECINCTS REPORTING

03 = VOTER TURNOUT - TOTAL

TOTAL PERCENT  
5.68

2737 UNV37,47

01 02 03  
968 . 55 5.68

WITH 1 OF 1 PRECINCTS REPORTING

TRUSTEE HILLSDALE

VOTES PERCENT

VOTES PERCENT

(Vote for ) 2

01 = WILLIE J. THOMAS  
02 = BENARD ERVIN

37 59.68  
25 40.32

03 = INVALID WRITE-IN

0

2737 UNV37,47

01 02 03  
37 25 0

WE, THE BOARD OF ELECTION COMMISSIONERS OF ST. LOUIS COUNTY, MISSOURI, ACTING AS THE VERIFICATION BOARD PURSUANT TO 115.507, R.S. MO 1978, HEREBY CERTIFY THE FOREGOING TO BE A TRUE AND CORRECT ABSTRACT OF VOTES CAST FOR THE CANDIDATES AND ISSUES AT THE GENERAL MUNICIPAL ELECTION HELD IN ST. LOUIS COUNTY, MISSOURI, ON APRIL 5, 2011. IN TESTIMONY WHEREOF, WE HAVE HEREUNTO SET OUR HAND AT OUR OFFICE IN MAPLEWOOD, ST. LOUIS COUNTY, MISSOURI, ON APRIL 19, 2011.

*Richard H. Kellett*  
RICHARD H. KELLETT, CHAIRMAN

*Julie R. Jones*  
JULIE R. JONES, SECRETARY

*Anita T. Yeckel*  
ANITA T. YECKEL, COMMISSIONER

*Ann Pluemer*  
ANN PLUEMER, COMMISSIONER

	TOTAL			PERCENT	WITH 3 OF 3 PRECINCTS REPORTING		TOTAL	PERCENT
01 = REGISTERED VOTERS - TOTAL	304							
02 = BALLOTS CAST - TOTAL	37							
	01	02	03					
0534 CLA34	85	13	15.29					
0536 CLA36	68	9	13.24					
0555 CLA55	151	15	9.93					

	VOTES		PERCENT	WITH 1 OF 1 PRECINCTS REPORTING	
ALDERPERSON HUNTLEIGH WARD 1 (Vote for ) 1					
01 = WILLIAM E. CORNELIUS	9		100.00		
02 = INVALID WRITE-IN	0				
	01	02			
0536 CLA36	9	0			

	VOTES		PERCENT	WITH 2 OF 2 PRECINCTS REPORTING	
ALDERPERSON HUNTLEIGH WARD 2 (Vote for ) 1					
01 = JAGDISH L. HINDUJA	23		95.83		
02 = INVALID WRITE-IN	1		4.17		
	01	02			
0534 CLA34	11	1			
0555 CLA55	12	0			

WE, THE BOARD OF ELECTION COMMISSIONERS OF ST. LOUIS COUNTY, MISSOURI, ACTING AS THE VERIFICATION BOARD PURSUANT TO 115.507, R.S. MO 1978, HEREBY CERTIFY THE FOREGOING TO BE A TRUE AND CORRECT ABSTRACT OF VOTES CAST FOR THE CANDIDATES AND ISSUES AT THE GENERAL MUNICIPAL ELECTION HELD IN ST. LOUIS COUNTY, MISSOURI, ON APRIL 5, 2011. IN TESTIMONY WHEREOF, WE HAVE HEREUNTO SET OUR HAND AT OUR OFFICE IN MAPLEWOOD, ST. LOUIS COUNTY, MISSOURI, ON APRIL 19, 2011.






RICHARD H. KELLETT, CHAIRMAN      JULIE R. JONES, SECRETARY      ANITA T. YECKEL, COMMISSIONER      ANN PLUEMER, COMMISSIONER

01 = REGISTERED VOTERS - TOTAL  
02 = BALLOTS CAST - TOTAL

TOTAL PERCENT  
9,734  
1,682

WITH 16 OF 16 PRECINCTS REPORTING  
03 = VOTER TURNOUT - TOTAL  
17.28

TOTAL PERCENT  
17.28

	01	02	03
1908 NOR8	12	0	.00
1923 NOR23,25	859	136	15.83
1928 NOR28	288	42	14.58
1943 NOR43	123	17	13.82
1945 NOR45,46,52,55	1113	151	13.57
1948 NOR48,51	791	81	10.24
2010 NRW10,11,12	1491	374	25.08
2013 NRW13,18	519	131	25.24
2014 NRW14,31,34	116	19	16.38
2016 NRW16	3	0	.00
2030 NRW30,33,36	968	133	13.74
2035 NRW35	678	88	12.98
2037 NRW37,38	823	169	20.53
2040 NRW40	368	60	16.30
2042 NRW42	760	196	25.79
2047 NRW47	822	85	10.34

	VOTES	PERCENT
MAYOR JENNINGS (Vote for ) 1 01 = BENJAMIN C. (BEN) SUTPHIN	724	43.43
02 = YOLONDA F. FOUNTAIN HENDERSON	641	38.45

	VOTES	PERCENT
WITH 16 OF 16 PRECINCTS REPORTING 03 = RODNEY EPPS	301	18.06
04 = INVALID WRITE-IN	1	.06

	01	02	03	04
1908 NOR8	0	0	0	0
1923 NOR23,25	70	51	13	0
1928 NOR28	12	21	8	0
1943 NOR43	2	10	5	0
1945 NOR45,46,52,55	51	53	45	1
1948 NOR48,51	23	32	25	0
2010 NRW10,11,12	170	155	48	0
2013 NRW13,18	69	42	19	0
2014 NRW14,31,34	5	14	0	0
2016 NRW16	0	0	0	0
2030 NRW30,33,36	62	51	19	0
2035 NRW35	48	23	15	0
2037 NRW37,38	91	57	20	0
2040 NRW40	27	14	19	0
2042 NRW42	65	98	29	0
2047 NRW47	29	20	36	0

	VOTES	PERCENT
COUNCIL MEMBER JENNINGS WARD 1 (Vote for ) 1 01 = ROBIN DEES	68	19.43
02 = ALLAN STICHNOTE	213	60.86

	VOTES	PERCENT
WITH 4 OF 4 PRECINCTS REPORTING 03 = JAYMES B. THOMAS	69	19.71
04 = INVALID WRITE-IN	0	

	01	02	03	04
2013 NRW13,18	17	78	27	0
2014 NRW14,31,34	1	12	6	0
2030 NRW30,33,36	36	68	24	0
2035 NRW35	14	55	12	0

	VOTES	PERCENT
COUNCIL MEMBER JENNINGS WARD 2 (Vote for ) 1 01 = YOLANDA AUSTIN	434	62.72
02 = LATISHIA PORTER	35	5.06

	VOTES	PERCENT
WITH 4 OF 4 PRECINCTS REPORTING 03 = JOHN SCHLERETH, JR.	223	32.23
04 = INVALID WRITE-IN	0	

	01	02	03	04
2010 NRW10,11,12	209	22	118	0
2016 NRW16	0	0	0	0
2037 NRW37,38	82	5	72	0
2042 NRW42	143	8	33	0

	VOTES	PERCENT
COUNCIL MEMBER JENNINGS WARD 3 (Vote for ) 1 01 = DENNIS L. CAMPBELL	197	65.67
02 = THEODORE SIMPSON, IV	101	33.67

	VOTES	PERCENT
WITH 3 OF 3 PRECINCTS REPORTING 03 = INVALID WRITE-IN	2	.67

	01	02	03
1923 NOR23,25	85	38	0
1928 NOR28	25	16	0
1945 NOR45,46,52,55	87	47	2

	VOTES	PERCENT
COUNCIL MEMBER JENNINGS WARD 4 (Vote for ) 1 01 = DEBRA RUFFIN	90	41.10
02 = CAROL EPPS	128	58.45

	VOTES	PERCENT
WITH 5 OF 5 PRECINCTS REPORTING 03 = INVALID WRITE-IN	1	.46

	01	02	03
1908 NOR8	0	0	0
1943 NOR43	12	5	0
1948 NOR48,51	30	41	1
2040 NRW40	18	33	0
2047 NRW47	30	49	0


=====

WE, THE BOARD OF ELECTION COMMISSIONERS OF ST. LOUIS COUNTY, MISSOURI, ACTING AS THE VERIFICATION BOARD PURSUANT TO 115.507, R.S. Mo 1978, HEREBY CERTIFY THE FOREGOING TO BE A TRUE AND CORRECT ABSTRACT OF VOTES CAST FOR THE CANDIDATES AND ISSUES AT THE GENERAL MUNICIPAL ELECTION HELD IN ST. LOUIS COUNTY, MISSOURI, ON APRIL 5, 2011. IN TESTIMONY WHEREOF, WE HAVE HEREUNTO SET OUR HAND AT OUR OFFICE IN MAPLEWOOD, ST. LOUIS COUNTY, MISSOURI, ON APRIL 19, 2011.

  
 RICHARD H. KELLETT, CHAIRMAN

  
 JULIE R. JONES, SECRETARY

  
 ANITA T. YECKEL, COMMISSIONER

  
 ANN PLUEMER, COMMISSIONER

	TOTAL PERCENT			WITH 18 OF 18 PRECINCTS REPORTING	
01 = REGISTERED VOTERS - TOTAL	11,248			03 = VOTER TURNOUT - TOTAL	16.40
02 = BALLOTS CAST - TOTAL	1,845				
	01	02	03		
1923 NOR23,25	859	136	15.83		
1926 NOR26	410	51	12.44		
1927 NOR27	408	71	17.40		
1928 NOR28	288	42	14.58		
1931 NOR31	331	32	9.67		
1932 NOR32	238	24	10.08		
1934 NOR34	258	4	1.55		
1943 NOR43	123	17	13.82		
1945 NOR45,46,52,55	1113	151	13.57		
1948 NOR48,51	791	81	10.24		
2010 NRW10,11,12	1491	374	25.08		
2013 NRW13,18	519	131	25.24		
2030 NRW30,33,36	968	133	13.74		
2035 NRW35	678	88	12.98		
2037 NRW37,38	823	169	20.53		
2040 NRW40	368	60	16.30		
2042 NRW42	760	196	25.79		
2047 NRW47	822	85	10.34		

DIRECTOR SCHOOL DISTRICT OF JENNINGS					WITH 18 OF 18 PRECINCTS REPORTING	
(Vote for ) 3					VOTES	PERCENT
01 = JOHN SCHLERETH					901	26.42
02 = CRYSTAL MAHOMES-ROBERTS					649	19.03
03 = TERRY WILSON					883	25.89
					04 = MIRANDA W. JONES	966 28.33
					05 = INVALID WRITE-IN	11 .32
	01	02	03	04	05	
1923 NOR23,25	79	58	72	75	0	
1926 NOR26	17	20	16	27	0	
1927 NOR27	21	18	29	39	1	
1928 NOR28	15	20	18	22	0	
1931 NOR31	17	11	12	15	1	
1932 NOR32	8	11	9	12	0	
1934 NOR34	1	0	1	1	0	
1943 NOR43	3	6	14	6	0	
1945 NOR45,46,52,55	62	56	63	94	2	
1948 NOR48,51	35	32	34	39	0	
2010 NRW10,11,12	206	117	174	193	3	
2013 NRW13,18	71	38	59	72	0	
2030 NRW30,33,36	69	65	69	76	2	
2035 NRW35	54	21	43	46	0	
2037 NRW37,38	87	49	85	80	2	
2040 NRW40	29	19	21	35	0	
2042 NRW42	89	80	134	96	0	
2047 NRW47	38	28	30	38	0	

SCHOOL DISTRICT OF JENNINGS-PROPOSITION J			WITH 18 OF 18 PRECINCTS REPORTING	
**BONDS-CAPITAL IMPROV (57.15% NEEDED)**			VOTES	PERCENT
(Vote for ) 1			1,058	60.15
01 = YES			701	39.85
02 = NO				
	01	02		
1923 NOR23,25	72	58		
1926 NOR26	22	25		
1927 NOR27	32	30		
1928 NOR28	28	14		
1931 NOR31	13	18		
1932 NOR32	8	16		
1934 NOR34	2	2		
1943 NOR43	11	5		
1945 NOR45,46,52,55	95	52		
1948 NOR48,51	55	26		
2010 NRW10,11,12	219	128		
2013 NRW13,18	68	56		
2030 NRW30,33,36	87	43		
2035 NRW35	50	34		
2037 NRW37,38	90	76		
2040 NRW40	33	25		
2042 NRW42	116	68		
2047 NRW47	57	25		

WE, THE BOARD OF ELECTION COMMISSIONERS OF ST. LOUIS COUNTY, MISSOURI, ACTING AS THE VERIFICATION BOARD PURSUANT TO 115.507,R.S.Mo 1978, HEREBY CERTIFY THE FOREGOING TO BE A TRUE AND CORRECT ABSTRACT OF VOTES CAST FOR THE CANDIDATES AND ISSUES AT THE GENERAL MUNICIPAL ELECTION HELD IN ST. LOUIS COUNTY, MISSOURI, ON APRIL 5, 2011. IN TESTIMONY WHEREOF, WE HAVE HEREUNTO SET OUR HAND AT OUR OFFICE IN MAPLEWOOD, ST. LOUIS COUNTY, MISSOURI, ON APRIL 19, 2011.

*Richard H. Kellett*  
RICHARD H. KELLETT, CHAIRMAN

*Julie R. Jones*  
JULIE R. JONES, SECRETARY

*Anita Yeckel*  
ANITA T. YECKEL, COMMISSIONER

*f. Pluemer*  
ANN PLUEMER, COMMISSIONER



CITY OF KINLOCH

GENERAL MUNICIPAL ELECTION  
ST. LOUIS COUNTY, MISSOURI  
TUESDAY, APRIL 5, 2011

OFFICIAL FINAL RESULTS

01 = REGISTERED VOTERS - TOTAL  
02 = BALLOTS CAST - TOTAL

TOTAL PERCENT  
196  
15

WITH 1 OF 1 PRECINCTS REPORTING

03 = VOTER TURNOUT - TOTAL

TOTAL PERCENT  
7.65

2008 NRW8,15

01	02	03
196	15	7.65

MAYOR KINLOCH

VOTES PERCENT

WITH 1 OF 1 PRECINCTS REPORTING

(Vote for ) 1

01 = KEITH CONWAY  
02 = INVALID WRITE-IN

14 100.00  
0

2008 NRW8,15

01	02
14	0

WE, THE BOARD OF ELECTION COMMISSIONERS OF ST. LOUIS COUNTY, MISSOURI, ACTING AS THE VERIFICATION BOARD PURSUANT TO 115.507,R.S.Mo 1978, HEREBY CERTIFY THE FOREGOING TO BE A TRUE AND CORRECT ABSTRACT OF VOTES CAST FOR THE CANDIDATES AND ISSUES AT THE GENERAL MUNICIPAL ELECTION HELD IN ST. LOUIS COUNTY, MISSOURI, ON APRIL 5, 2011. IN TESTIMONY WHEREOF, WE HAVE HEREUNTO SET OUR HAND AT OUR OFFICE IN MAPLEWOOD, ST. LOUIS COUNTY, MISSOURI, ON APRIL 19, 2011.

*Richard H. Kellett*  
RICHARD H. KELLETT, CHAIRMAN

*Julie R. Jones*  
JULIE R. JONES, SECRETARY

*Anita T. Yeckel*  
ANITA T. YECKEL, COMMISSIONER

*Ann Pluemer*  
ANN PLUEMER, COMMISSIONER

01 = REGISTERED VOTERS - TOTAL  
02 = BALLOTS CAST - TOTAL

TOTAL PERCENT  
31,528  
5,269

WITH 29 OF 29 PRECINCTS REPORTING

03 = VOTER TURNOUT - TOTAL

TOTAL PERCENT  
16.71

	01	02	03
0201 BON1,21	1377	296	21.50
0202 BON2,4,14,18	1338	253	18.91
0205 BON5	1223	220	17.99
0206 BON6,7	1606	302	18.80
0208 BON8,22	1538	293	19.05
0209 BON9 MR14	1863	412	22.11
0211 BON11,27,33	2020	260	12.87
0212 BON12,34	1999	285	14.26
0213 BON13,23,47	2020	333	16.49
0219 BON19,20,45	1325	225	16.98
0224 BON24,36,48	1347	191	14.18
0228 BON28	464	93	20.04
0229 BON29	459	71	15.47
0231 BON31,32	1974	327	16.57
0506 CLA6,18,29	1142	182	15.94
0536 CLA36	68	9	13.24
0555 CLA55	151	15	9.93
0902 GRA2	599	29	4.84
0903 GRA3	11	4	36.36
1105 JEF5	355	68	19.15
1132 JEF32,33	1457	259	17.78
1134 JEF34	1118	204	18.25
1137 JEF37,39	1396	275	19.70
1806 MR6,38	907	118	13.01
1809 MR9	91	10	10.99
1811 MR11,13 BON17	887	102	11.50
1819 MR19,20,21,22	1636	225	13.75
1834 MR34	489	53	10.84
1837 MR37,49	668	155	23.20

WITH 29 OF 29 PRECINCTS REPORTING

DIRECTOR KIRKWOOD SCHOOL DISTRICT R-7  
(Vote for ) 3  
01 = SCOTT STREAM  
02 = E. J. MILLER  
03 = HEIDI MECKES

VOTES PERCENT  
3,165 25.01  
2,895 22.87  
3,703 29.26

04 = STEVE HAZAN  
05 = INVALID WRITE-IN

VOTES PERCENT  
2,844 22.47  
49 .39

	01	02	03	04	05
0201 BON1,21	179	165	210	153	2
0202 BON2,4,14,18	141	153	187	138	4
0205 BON5	122	107	157	133	1
0206 BON6,7	168	156	202	192	6
0208 BON8,22	162	151	196	200	4
0209 BON9 MR14	288	230	322	204	1
0211 BON11,27,33	137	134	173	149	6
0212 BON12,34	159	154	205	171	1
0213 BON13,23,47	188	185	237	179	3
0219 BON19,20,45	131	112	154	140	1
0224 BON24,36,48	120	104	134	83	0
0228 BON28	58	61	67	47	0
0229 BON29	34	40	50	35	1
0231 BON31,32	198	195	241	187	5
0506 CLA6,18,29	108	98	117	116	1
0536 CLA36	5	6	5	5	0
0555 CLA55	8	8	7	11	0
0902 GRA2	20	11	18	11	0
0903 GRA3	2	1	2	3	0
1105 JEF5	39	36	43	29	0
1132 JEF32,33	154	150	172	116	0
1134 JEF34	139	119	143	88	0
1137 JEF37,39	166	200	203	117	5
1806 MR6,38	82	62	81	59	0
1809 MR9	7	6	7	2	1
1811 MR11,13 BON17	70	54	73	53	0
1819 MR19,20,21,22	141	93	158	118	5
1834 MR34	43	28	38	22	1
1837 MR37,49	96	76	101	83	1

WE, THE BOARD OF ELECTION COMMISSIONERS OF ST. LOUIS COUNTY, MISSOURI, ACTING AS THE VERIFICATION BOARD PURSUANT TO 115.507,R.S.Mo 1978, HEREBY CERTIFY THE FOREGOING TO BE A TRUE AND CORRECT ABSTRACT OF VOTES CAST FOR THE CANDIDATES AND ISSUES AT THE GENERAL MUNICIPAL ELECTION HELD IN ST. LOUIS COUNTY, MISSOURI, ON APRIL 5, 2011. IN TESTIMONY WHEREOF, WE HAVE HEREUNTO SET OUR HAND AT OUR OFFICE IN MAPLEWOOD, ST. LOUIS COUNTY, MISSOURI, ON APRIL 19, 2011.

*Richard H. Kellett*  
RICHARD H. KELLETT, CHAIRMAN

*Julie R. Jones*  
JULIE R. JONES, SECRETARY

*Anita T. Yeckel*  
ANITA T. YECKEL, COMMISSIONER

*f Pluemmer*  
ANN PLUEMER, COMMISSIONER

	TOTAL	PERCENT	WITH 9 OF 9 PRECINCTS REPORTING	TOTAL	PERCENT
01 = REGISTERED VOTERS - TOTAL	7,074				
02 = BALLOTS CAST - TOTAL	2,042				
			03 = VOTER TURNOUT - TOTAL		28.87
	01	02	03		
0507 CLA7	430	125	29.07		
0512 CLA12,26	397	141	35.52		
0513 CLA13,14,47	1351	437	32.35		
0515 CLA15,16	1265	372	29.41		
0524 CLA24	437	132	30.21		
0525 CLA25,40	987	267	27.05		
0528 CLA28	231	56	24.24		
0537 CLA37	915	246	26.89		
0545 CLA45	1061	266	25.07		

	VOTES	PERCENT	WITH 9 OF 9 PRECINCTS REPORTING	VOTES	PERCENT
MAYOR LADUE					
(Vote for ) 1					
01 = MARY G. BERNER	538	26.52			
02 = ANTHONY M. BOMMARITO	1,488	73.34	03 = INVALID WRITE-IN	3	.15
	01	02	03		
0507 CLA7	41	83	0		
0512 CLA12,26	39	102	0		
0513 CLA13,14,47	124	307	1		
0515 CLA15,16	72	298	0		
0524 CLA24	25	105	2		
0525 CLA25,40	69	198	0		
0528 CLA28	14	41	0		
0537 CLA37	72	171	0		
0545 CLA45	82	183	0		

	VOTES	PERCENT	WITH 3 OF 3 PRECINCTS REPORTING	VOTES	PERCENT
COUNCIL MEMBER LADUE WARD 1					
(Vote for ) 1					
01 = ART BOND	505	97.87			
02 = INVALID WRITE-IN	11	2.13			
	01	02			
0507 CLA7	93	2			
0513 CLA13,14,47	319	7			
0524 CLA24	93	2			

	VOTES	PERCENT	WITH 3 OF 3 PRECINCTS REPORTING	VOTES	PERCENT
COUNCIL MEMBER LADUE WARD 2					
(Vote for ) 1					
01 = JOHN R. FOX	538	98.53			
02 = INVALID WRITE-IN	8	1.47			
	01	02			
0515 CLA15,16	294	3			
0528 CLA28	38	2			
0545 CLA45	206	3			

	VOTES	PERCENT	WITH 3 OF 3 PRECINCTS REPORTING	VOTES	PERCENT
COUNCIL MEMBER LADUE WARD 3					
(Vote for ) 1					
01 = NANCY F. SPEWAK	523	98.68			
02 = INVALID WRITE-IN	7	1.32			
	01	02			
0512 CLA12,26	114	4			
0525 CLA25,40	222	1			
0537 CLA37	187	2			

WE, THE BOARD OF ELECTION COMMISSIONERS OF ST. LOUIS COUNTY, MISSOURI, ACTING AS THE VERIFICATION BOARD PURSUANT TO 115.507, R.S.MO 1978, HEREBY CERTIFY THE FOREGOING TO BE A TRUE AND CORRECT ABSTRACT OF VOTES CAST FOR THE CANDIDATES AND ISSUES AT THE GENERAL MUNICIPAL ELECTION HELD IN ST. LOUIS COUNTY, MISSOURI, ON APRIL 5, 2011. IN TESTIMONY WHEREOF, WE HAVE HEREUNTO SET OUR HAND AT OUR OFFICE IN MAPLEWOOD, ST. LOUIS COUNTY, MISSOURI, ON APRIL 19, 2011.

*Richard H. Kellett*  
RICHARD H. KELLETT, CHAIRMAN

*Julie R. Jones*  
JULIE R. JONES, SECRETARY

*Anita Yeckel*  
ANITA T. YECKEL, COMMISSIONER

*f Pluema*  
ANN PLUEMER, COMMISSIONER

01 = REGISTERED VOTERS - TOTAL  
02 = BALLOTS CAST - TOTAL

TOTAL PERCENT  
922  
131

WITH 3 OF 3 PRECINCTS REPORTING

03 = VOTER TURNOUT - TOTAL

TOTAL PERCENT  
14.21

	01	02	03
0626 CON26	222	19	8.56
0636 CON36	394	73	18.53
0637 CON37	306	39	12.75

WITH 1 OF 1 PRECINCTS REPORTING

	VOTES	PERCENT
ALDERPERSON LAKESHIRE WARD 1 (Vote for ) 1 01 = SANDRA R. DAVIS 02 = INVALID WRITE-IN	63 0	100.00
0636 CON36	63	0

WITH 1 OF 1 PRECINCTS REPORTING

	VOTES	PERCENT
ALDERPERSON LAKESHIRE WARD 2 (Vote for ) 1 01 = TIMOTHY A. SEHER 02 = INVALID WRITE-IN	32 0	100.00
0637 CON37	32	0

WITH 1 OF 1 PRECINCTS REPORTING

	VOTES	PERCENT
ALDERPERSON LAKESHIRE WARD 3 (Vote for ) 1 01 = MARGARET NORMAN 02 = INVALID WRITE-IN	14 2	87.50 12.50
0626 CON26	14	2

WE, THE BOARD OF ELECTION COMMISSIONERS OF ST. LOUIS COUNTY, MISSOURI, ACTING AS THE VERIFICATION BOARD PURSUANT TO 115.507, R.S.MO 1978, HEREBY CERTIFY THE FOREGOING TO BE A TRUE AND CORRECT ABSTRACT OF VOTES CAST FOR THE CANDIDATES AND ISSUES AT THE GENERAL MUNICIPAL ELECTION HELD IN ST. LOUIS COUNTY, MISSOURI, ON APRIL 5, 2011. IN TESTIMONY WHEREOF, WE HAVE HEREUNTO SET OUR HAND AT OUR OFFICE IN MAPLEWOOD, ST. LOUIS COUNTY, MISSOURI, ON APRIL 19, 2011.

*Richard H. Kellett*  
RICHARD H. KELLETT, CHAIRMAN

*Julie R. Jones*  
JULIE R. JONES, SECRETARY

*Anita T. Yeckel*  
ANITA T. YECKEL, COMMISSIONER

*f. Pluemmer*  
ANN PLUEMER, COMMISSIONER

	TOTAL			PERCENT		WITH 14 OF 14 PRECINCTS REPORTING		TOTAL	PERCENT
01 = REGISTERED VOTERS - TOTAL	10,337								
02 = BALLOTS CAST - TOTAL	1,470								14.22
	01	02	03						
1401 LEM1,5	1608	169	10.51						
1402 LEM2,3,34	1612	236	14.64						
1406 LEM6	238	11	4.62						
1407 LEM7,9	1446	228	15.77						
1410 LEM10	869	101	11.62						
1411 LEM11,14,20,43	786	108	13.74						
1412 LEM12	529	87	16.45						
1421 LEM21,42	1019	151	14.82						
1425 LEM25	85	25	29.41						
1426 LEM26	147	24	16.33						
1427 LEM27	123	29	23.58						
1428 LEM28	141	29	20.57						
1433 LEM33,35,40,44,45	1518	233	15.35						
1437 LEM37	216	39	18.06						

	VOTES		PERCENT		WITH 14 OF 14 PRECINCTS REPORTING		VOTES	PERCENT
DIRECTOR LEMAY FIRE DISTRICT								
(Vote for ) 1								
01 = DAVID MEYER	1,171		83.58					
02 = ROBERT (BOB) GIFFORD	226		16.13			03 = INVALID WRITE-IN	4	.29
	01	02	03					
1401 LEM1,5	139	18	0					
1402 LEM2,3,34	186	38	1					
1406 LEM6	6	5	0					
1407 LEM7,9	172	41	1					
1410 LEM10	83	15	0					
1411 LEM11,14,20,43	92	13	0					
1412 LEM12	68	12	0					
1421 LEM21,42	121	24	0					
1425 LEM25	23	2	0					
1426 LEM26	20	4	0					
1427 LEM27	24	3	0					
1428 LEM28	24	4	0					
1433 LEM33,35,40,44,45	186	39	1					
1437 LEM37	27	8	1					

WE, THE BOARD OF ELECTION COMMISSIONERS OF ST. LOUIS COUNTY, MISSOURI, ACTING AS THE VERIFICATION BOARD PURSUANT TO 115.507,R.S.Mo 1978, HEREBY CERTIFY THE FOREGOING TO BE A TRUE AND CORRECT ABSTRACT OF VOTES CAST FOR THE CANDIDATES AND ISSUES AT THE GENERAL MUNICIPAL ELECTION HELD IN ST. LOUIS COUNTY, MISSOURI, ON APRIL 5, 2011. IN TESTIMONY WHEREOF, WE HAVE HEREUNTO SET OUR HAND AT OUR OFFICE IN MAPLEWOOD, ST. LOUIS COUNTY, MISSOURI, ON APRIL 19, 2011.

*Richard H. Kellett*  
RICHARD H. KELLETT, CHAIRMAN

*Julie R. Jones*  
JULIE R. JONES, SECRETARY

*Anita T. Yeckel*  
ANITA T. YECKEL, COMMISSIONER

*f. Pluemmer*  
ANN PLUEMER, COMMISSIONER

LINDBERGH SCHOOLS

GENERAL MUNICIPAL ELECTION  
ST. LOUIS COUNTY, MISSOURI  
TUESDAY, APRIL 5, 2011

OFFICIAL FINAL RESULTS

01 = REGISTERED VOTERS - TOTAL  
02 = BALLOTS CAST - TOTAL

TOTAL PERCENT  
35,848  
8,553

WITH 40 OF 40 PRECINCTS REPORTING

TOTAL PERCENT  
03 = VOTER TURNOUT - TOTAL  
23.86

	01	02	03
0215 BON15,16	1307	188	14.38
0226 BON26	186	36	19.35
0237 BON37,38	879	227	25.82
0239 BON39	73	18	24.66
0240 BON40	715	202	28.25
0241 BON41,44	527	153	29.03
0610 CON10,29	1568	300	19.13
0613 CON13,47,49	1664	312	18.75
0614 CON14	305	91	29.84
0615 CON15,42	1074	216	20.11
0621 CON21	658	156	23.71
0622 CON22	777	144	18.53
0624 CON24,28,46,51	1545	328	21.23
0625 CON25	1045	227	21.72
0626 CON26	222	19	8.56
0630 CON30,52	812	172	21.18
0631 CON31	487	120	24.64
0637 CON37	306	39	12.75
0643 CON43,45	1787	328	18.35
0901 GRA1,17	1168	340	29.11
0904 GRA4,52,55	1670	475	28.44
0905 GRA5,36,50	1980	619	31.26
0906 GRA6,27	1361	323	23.73
0908 GRA8 BON35	415	65	15.66
0909 GRA9,45	754	199	26.39
0910 GRA10,12	115	31	26.96
0911 GRA11,46	601	154	25.62
0914 GRA14,41 CON48	891	188	21.10
0924 GRA24,32,47,48,53	1892	638	33.72
0926 GRA26	979	167	17.06
0928 GRA28,29	919	367	39.93
0943 GRA43,51 CON23	139	13	9.35
0944 GRA44	699	246	35.19
0949 GRA49	11	0	.00
2603 TSF3,12,13	709	155	21.86
2604 TSF4,6	1119	267	23.86
2611 TSF11	475	123	25.89
2614 TSF14	834	164	19.66
2618 TSF18	1284	326	25.39
2619 TSF19	1896	417	21.99

WITH 40 OF 40 PRECINCTS REPORTING

DIRECTOR LINDBERGH SCHOOLS

VOTES PERCENT

VOTES PERCENT

(Vote for ) 3						
01 = KATHLEEN KIENSTRA	4,346	21.03				
02 = DONALD BEE	3,784	18.31				
03 = VICKI LORENZ ENGLUND	3,711	17.95	05 = LESLIE J. WEISS	3,086	14.93	
04 = JOSEPH SARTORIUS	3,392	16.41	06 = GEORGE REZABEK	2,326	11.25	
			07 = INVALID WRITE-IN	25	.12	


	01	02	03	04	05	06	07
0215 BON15,16	96	101	59	71	70	70	1
0226 BON26	19	11	19	10	9	7	0
0237 BON37,38	107	92	116	67	90	80	0
0239 BON39	6	5	8	2	8	5	0
0240 BON40	63	127	65	58	82	82	0
0241 BON41,44	72	60	74	62	55	53	0
0610 CON10,29	145	122	145	178	81	85	0
0613 CON13,47,49	177	148	180	142	97	65	0
0614 CON14	32	31	51	44	32	28	0
0615 CON15,42	88	84	105	99	75	73	1
0621 CON21	76	64	82	71	36	35	2
0622 CON22	45	35	76	104	33	50	0
0624 CON24,28,46,51	189	155	152	137	123	70	0
0625 CON25	108	104	78	90	82	67	2
0626 CON26	6	5	7	8	7	4	0
0630 CON30,52	82	61	80	89	49	34	0
0631 CON31	56	60	60	49	43	44	0
0637 CON37	17	7	17	17	11	11	0
0643 CON43,45	151	127	155	112	127	94	0
0901 GRA1,17	176	106	119	129	141	78	4
0904 GRA4,52,55	261	194	171	165	168	130	1
0905 GRA5,36,50	296	287	212	257	257	170	2
0906 GRA6,27	186	113	131	107	129	77	1
0908 GRA8 BON35	29	20	21	22	22	13	0
0909 GRA9,45	107	102	85	73	74	66	0
0910 GRA10,12	13	18	5	12	14	6	0
0911 GRA11,46	65	71	62	51	52	50	0
0914 GRA14,41 CON48	116	100	84	55	70	43	0
0924 GRA24,32,47,48,53	314	361	263	286	197	129	4
0926 GRA26	92	79	67	87	42	44	0
0928 GRA28,29	211	191	173	134	124	73	1
0943 GRA43,51 CON23	6	5	4	7	6	4	0
0944 GRA44	179	123	77	81	113	56	0
0949 GRA49	0	0	0	0	0	0	0
2603 TSF3,12,13	76	79	83	60	44	45	2
2604 TSF4,6	145	114	120	93	135	70	0
2611 TSF11	44	42	52	28	48	64	0
2614 TSF14	72	50	80	60	68	45	0
2618 TSF18	175	144	158	111	118	95	1
2619 TSF19	248	186	215	164	154	111	3

WE, THE BOARD OF ELECTION COMMISSIONERS OF ST. LOUIS COUNTY, MISSOURI, ACTING AS THE VERIFICATION BOARD PURSUANT TO 115.507, R.S. MO 1978, HEREBY CERTIFY THE FOREGOING TO BE A TRUE AND CORRECT ABSTRACT OF VOTES CAST FOR THE CANDIDATES AND ISSUES AT THE GENERAL MUNICIPAL ELECTION HELD IN ST. LOUIS COUNTY, MISSOURI, ON APRIL 5, 2011. IN TESTIMONY WHEREOF, WE HAVE HEREUNTO SET OUR HAND AT OUR OFFICE IN MAPLEWOOD, ST. LOUIS COUNTY, MISSOURI, ON APRIL 19, 2011.

  
RICHARD H. KELLETT, CHAIRMAN

  
JULIE R. JONES, SECRETARY

  
ANITA T. YECKEL, COMMISSIONER

  
ANN PLUEMER, COMMISSIONER

VILLAGE OF MACKENZIE

GENERAL MUNICIPAL ELECTION  
ST. LOUIS COUNTY, MISSOURI  
TUESDAY, APRIL 5, 2011

OFFICIAL FINAL RESULTS

01 = REGISTERED VOTERS - TOTAL  
02 = BALLOTS CAST - TOTAL

TOTAL PERCENT  
91  
11

WITH 1 OF 1 PRECINCTS REPORTING

03 = VOTER TURNOUT - TOTAL

TOTAL PERCENT  
12.09

-----  
01 02 03  
-----  
91 11 12.09  
-----

0939 GRA39

TRUSTEE MACKENZIE  
(Vote for ) 3

01 = PATRICIA O. BERRY  
02 = PATRICIA ARRENDELL

VOTES PERCENT  
11 35.48  
10 32.26

WITH 1 OF 1 PRECINCTS REPORTING

03 = CAROL ZANDER  
04 = INVALID WRITE-IN

VOTES PERCENT  
10 32.26  
0

-----  
01 02 03 04  
-----  
11 10 10 0  
-----

0939 GRA39

WE, THE BOARD OF ELECTION COMMISSIONERS OF ST. LOUIS COUNTY, MISSOURI, ACTING AS THE VERIFICATION BOARD PURSUANT TO 115.507, R.S. MO 1978, HEREBY CERTIFY THE FOREGOING TO BE A TRUE AND CORRECT ABSTRACT OF VOTES CAST FOR THE CANDIDATES AND ISSUES AT THE GENERAL MUNICIPAL ELECTION HELD IN ST. LOUIS COUNTY, MISSOURI, ON APRIL 5, 2011. IN TESTIMONY WHEREOF, WE HAVE HEREUNTO SET OUR HAND AT OUR OFFICE IN MAPLEWOOD, ST. LOUIS COUNTY, MISSOURI, ON APRIL 19, 2011.

*Richard H. Kellett*  
RICHARD H. KELLETT, CHAIRMAN

*Julie R. Jones*  
JULIE R. JONES, SECRETARY

*Anita Yeckel*  
ANITA T. YECKEL, COMMISSIONER

*f Pluemer*  
ANN PLUEMER, COMMISSIONER



01 = REGISTERED VOTERS - TOTAL  
02 = BALLOTS CAST - TOTAL

TOTAL PERCENT  
12,948  
2,293

WITH 18 OF 18 PRECINCTS REPORTING

03 = VOTER TURNOUT - TOTAL

TOTAL PERCENT  
17.71

	01	02	03
1201 LAF1	343	82	23.91
1202 LAF2	1386	284	20.49
1203 LAF3	136	20	14.71
1830 MR30	511	101	19.77
2302 QUE2,14,22	1408	245	17.40
2303 QUE3	138	10	7.25
2304 QUE4	454	130	28.63
2307 QUE7	772	90	11.66
2310 QUE10	398	114	28.64
2316 QUE16	452	86	19.03
2318 QUE18	883	198	22.42
2320 QUE20	387	57	14.73
2323 QUE23	871	173	19.86
2329 QUE29	1450	252	17.38
2330 QUE30	135	35	25.93
2339 QUE39	1025	90	8.78
2344 QUE44	1023	182	17.79
2345 QUE45	1176	144	12.24

ALDERPERSON MANCHESTER WARD 1  
(Vote for ) 1  
01 = BOB TULLOCK  
02 = PAUL C. HAMILL

	01	02	03
1201 LAF1	19	61	0
1203 LAF3	0	19	1
1830 MR30	30	70	0
2302 QUE2,14,22	68	175	0
2310 QUE10	17	96	0
2323 QUE23	33	137	0
2330 QUE30	4	29	0

WITH 7 OF 7 PRECINCTS REPORTING

	VOTES	PERCENT	VOTES	PERCENT
01 = BOB TULLOCK	171	22.53		
02 = PAUL C. HAMILL	587	77.34		
03 = INVALID WRITE-IN			1	.13

ALDERPERSON MANCHESTER WARD 2  
(Vote for ) 1  
01 = MIKE CLEMENT  
02 = INVALID WRITE-IN

	01	02
2303 QUE3	10	0
2307 QUE7	78	3
2320 QUE20	49	1
2339 QUE39	85	0
2344 QUE44	173	0
2345 QUE45	136	3

WITH 6 OF 6 PRECINCTS REPORTING

	VOTES	PERCENT
01 = MIKE CLEMENT	531	98.70
02 = INVALID WRITE-IN	7	1.30

ALDERPERSON MANCHESTER WARD 3  
(Vote for ) 1  
01 = DON RYAN  
02 = JOHN SCHRADER

	01	02	03
1202 LAF2	88	189	0
2304 QUE4	17	113	0
2316 QUE16	17	67	0
2318 QUE18	63	131	0
2329 QUE29	65	185	1

WITH 5 OF 5 PRECINCTS REPORTING

	VOTES	PERCENT	VOTES	PERCENT
01 = DON RYAN	250	26.71		
02 = JOHN SCHRADER	685	73.18		
03 = INVALID WRITE-IN			1	.11

WE, THE BOARD OF ELECTION COMMISSIONERS OF ST. LOUIS COUNTY, MISSOURI, ACTING AS THE VERIFICATION BOARD PURSUANT TO 115.507,R.S.Mo 1978, HEREBY CERTIFY THE FOREGOING TO BE A TRUE AND CORRECT ABSTRACT OF VOTES CAST FOR THE CANDIDATES AND ISSUES AT THE GENERAL MUNICIPAL ELECTION HELD IN ST. LOUIS COUNTY, MISSOURI, ON APRIL 5, 2011. IN TESTIMONY WHEREOF, WE HAVE HEREUNTO SET OUR HAND AT OUR OFFICE IN MAPLEWOOD, ST. LOUIS COUNTY, MISSOURI, ON APRIL 19, 2011.

*Richard H. Kellett*  
RICHARD H. KELLETT, CHAIRMAN

*Julie R. Jones*  
JULIE R. JONES, SECRETARY

*Anita T. Yeckel*  
ANITA T. YECKEL, COMMISSIONER

*f. Pluemmer*  
ANN PLUEMER, COMMISSIONER

01 = REGISTERED VOTERS - TOTAL  
02 = BALLOTS CAST - TOTAL

TOTAL PERCENT  
5,187  
545

WITH 4 OF 4 PRECINCTS REPORTING  
03 = VOTER TURNOUT - TOTAL  
10.51

TOTAL PERCENT  
10.51

	01	02	03
1019 HAD19	411	55	13.38
1030 HAD30,31,34	1541	122	7.92
1032 HAD32	1413	163	11.54
1033 HAD33,35	1822	205	11.25

WITH 1 OF 1 PRECINCTS REPORTING

COUNCIL MEMBER MAPLEWOOD WARD 1  
(Vote for ) 1  
01 = KAREN WOOD  
02 = INVALID WRITE-IN

VOTES PERCENT  
108 97.30  
3 2.70

	01	02
1030 HAD30,31,34	108	3

WITH 2 OF 2 PRECINCTS REPORTING

COUNCIL MEMBER MAPLEWOOD WARD 2  
(Vote for ) 1  
01 = TIMOTHY J. DUNN  
02 = INVALID WRITE-IN

VOTES PERCENT  
191 94.55  
11 5.45

	01	02
1019 HAD19	48	3
1032 HAD32	143	8

WITH 1 OF 1 PRECINCTS REPORTING

COUNCIL MEMBER MAPLEWOOD WARD 3  
(Vote for ) 1  
01 = BARRY J. GREENBERG  
02 = INVALID WRITE-IN

VOTES PERCENT  
170 95.51  
8 4.49

	01	02
1033 HAD33,35	170	8

WE, THE BOARD OF ELECTION COMMISSIONERS OF ST. LOUIS COUNTY, MISSOURI, ACTING AS THE VERIFICATION BOARD PURSUANT TO 115.507,R.S.Mo 1978, HEREBY CERTIFY THE FOREGOING TO BE A TRUE AND CORRECT ABSTRACT OF VOTES CAST FOR THE CANDIDATES AND ISSUES AT THE GENERAL MUNICIPAL ELECTION HELD IN ST. LOUIS COUNTY, MISSOURI, ON APRIL 5, 2011. IN TESTIMONY WHEREOF, WE HAVE HEREUNTO SET OUR HAND AT OUR OFFICE IN MAPLEWOOD, ST. LOUIS COUNTY, MISSOURI, ON APRIL 19, 2011.

*Richard H. Kellett*  
RICHARD H. KELLETT, CHAIRMAN

*Julie R. Jones*  
JULIE R. JONES, SECRETARY

*Anita T. Yeckel*  
ANITA T. YECKEL, COMMISSIONER

*Ann Pluemer*  
ANN PLUEMER, COMMISSIONER

CITY OF MARLBOROUGH

GENERAL MUNICIPAL ELECTION  
ST. LOUIS COUNTY, MISSOURI  
TUESDAY, APRIL 5, 2011

OFFICIAL FINAL RESULTS

01 = REGISTERED VOTERS - TOTAL  
02 = BALLOTS CAST - TOTAL

TOTAL PERCENT  
1,013  
112

WITH 1 OF 1 PRECINCTS REPORTING

03 = VOTER TURNOUT - TOTAL

TOTAL PERCENT  
11.06

-----  
01 02 03  
-----  
1013 . 112 11.06  
-----

0933 GRA33,42 JEF41

TRUSTEE MARLBOROUGH

VOTES PERCENT

WITH 1 OF 1 PRECINCTS REPORTING

VOTES PERCENT

(Vote for ) 3  
01 = RUTH HOLLANDER ELLIOTT  
02 = ROY (SKIP) BORNMUELLER

79 34.05  
74 31.90

03 = JOE WENDLING  
04 = INVALID WRITE-IN

77 33.19  
2 .86

-----  
01 02 03 04  
-----  
79 74 77 2  
-----

0933 GRA33,42 JEF41

WE, THE BOARD OF ELECTION COMMISSIONERS OF ST. LOUIS COUNTY, MISSOURI, ACTING AS THE VERIFICATION BOARD PURSUANT TO 115.507, R.S. MO 1978, HEREBY CERTIFY THE FOREGOING TO BE A TRUE AND CORRECT ABSTRACT OF VOTES CAST FOR THE CANDIDATES AND ISSUES AT THE GENERAL MUNICIPAL ELECTION HELD IN ST. LOUIS COUNTY, MISSOURI, ON APRIL 5, 2011. IN TESTIMONY WHEREOF, WE HAVE HEREUNTO SET OUR HAND AT OUR OFFICE IN MAPLEWOOD, ST. LOUIS COUNTY, MISSOURI, ON APRIL 19, 2011.

*Richard H. Kellett*  
RICHARD H. KELLETT, CHAIRMAN

*Julie R. Jones*  
JULIE R. JONES, SECRETARY

*Anita Yeckel*  
ANITA T. YECKEL, COMMISSIONER

*f Pluemer*  
ANN PLUEMER, COMMISSIONER

01 = REGISTERED VOTERS - TOTAL  
02 = BALLOTS CAST - TOTAL

TOTAL PERCENT  
16,638  
1,793

WITH 19 OF 19 PRECINCTS REPORTING

TOTAL PERCENT  
10.78

	01	02	03
0132 AP32	612	51	8.33
0137 AP37,41 MHT12 MID1	926	81	8.75
0318 CC18 MID57,62	3	0	.00
1606 MHT6,14,49	1678	180	10.73
1615 MHT15 NW38	1053	149	14.15
1616 MHT16	453	79	17.44
1617 MHT17,46	504	27	5.36
1618 MHT18 NW49	1292	211	16.33
1620 MHT20,36,48	1691	187	11.06
1622 MHT22	1225	122	9.96
1629 MHT29,32,41 CC8	1197	35	2.92
1630 MHT30,45 CHE47	160	24	15.00
1637 MHT37	3	2	66.67
1638 MHT38,42	964	112	11.62
1644 MHT44	196	9	4.59
2101 NW1	1666	177	10.62
2113 NW13	942	119	12.63
2119 NW19,33,35	1581	155	9.80
2120 NW20	492	73	14.84

WITH 5 OF 5 PRECINCTS REPORTING

COUNCIL MEMBER MARYLAND HEIGHTS WARD 1

VOTES PERCENT

(Vote for ) 1

01 = DON HUNT

02 = INVALID WRITE-IN

288 95.68  
13 4.32

	01	02
0318 CC18 MID57,62	0	0
1606 MHT6,14,49	152	8
1629 MHT29,32,41 CC8	26	3
1638 MHT38,42	102	2
1644 MHT44	8	0

WITH 4 OF 4 PRECINCTS REPORTING

COUNCIL MEMBER MARYLAND HEIGHTS WARD 2

VOTES PERCENT

(Vote for ) 1

01 = EDWIN L. DIRCK, JR.

02 = INVALID WRITE-IN

277 97.19  
8 2.81

	01	02
0137 AP37,41 MHT12 MID1	66	5
1617 MHT17,46	25	1
1620 MHT20,36,48	164	2
1630 MHT30,45 CHE47	22	0

WITH 6 OF 6 PRECINCTS REPORTING

COUNCIL MEMBER MARYLAND HEIGHTS WARD 3

VOTES PERCENT

(Vote for ) 1

01 = MICHAEL HACKMEISTER

02 = DAVID C. TASCHNER

376 64.60  
133 22.85

03 = ROBERT (SCOTT) LAZEAR

04 = INVALID WRITE-IN

67 11.51  
6 1.03

	01	02	03	04
0132 AP32	43	5	2	0
1615 MHT15 NW38	101	32	8	2
1616 MHT16	73	3	2	0
1618 MHT18 NW49	85	55	50	2
1622 MHT22	72	38	5	2
1637 MHT37	2	0	0	0

WITH 4 OF 4 PRECINCTS REPORTING

COUNCIL MEMBER MARYLAND HEIGHTS WARD 4

VOTES PERCENT

(Vote for ) 1

01 = NORMAN (NORM) RHEA

02 = INVALID WRITE-IN

484 98.17  
9 1.83

	01	02
2101 NW1	165	1
2113 NW13	111	2
2119 NW19,33,35	140	5
2120 NW20	68	1

WE, THE BOARD OF ELECTION COMMISSIONERS OF ST. LOUIS COUNTY, MISSOURI, ACTING AS THE VERIFICATION BOARD PURSUANT TO 115.507,R.S.Mo 1978, HEREBY CERTIFY THE FOREGOING TO BE A TRUE AND CORRECT ABSTRACT OF VOTES CAST FOR THE CANDIDATES AND ISSUES AT THE GENERAL MUNICIPAL ELECTION HELD IN ST. LOUIS COUNTY, MISSOURI, ON APRIL 5, 2011. IN TESTIMONY WHEREOF, WE HAVE HEREUNTO SET OUR HAND AT OUR OFFICE IN MAPLEWOOD, ST. LOUIS COUNTY, MISSOURI, ON APRIL 19, 2011.

*Richard H. Kellett*  
RICHARD H. KELLETT, CHAIRMAN

*Julie R. Jones*  
JULIE R. JONES, SECRETARY

*Anita T. Yeckel*  
ANITA T. YECKEL, COMMISSIONER

*Ann Pluemmer*  
ANN PLUEMER, COMMISSIONER



MEHLVILLE FIRE DISTRICT

GENERAL MUNICIPAL ELECTION  
ST. LOUIS COUNTY, MISSOURI  
TUESDAY, APRIL 5, 2011

OFFICIAL FINAL RESULTS

		TOTAL		PERCENT		WITH 65 OF 65 PRECINCTS REPORTING		TOTAL		PERCENT	
01 = REGISTERED VOTERS - TOTAL		81,572				03 = VOTER TURNOUT - TOTAL		19,959		19.55	
02 = BALLOTS CAST - TOTAL		15,949									
		01	02	03							
0610	CON10,29	1568	300	19.13							
0611	CON11	430	92	21.40							
0612	CON12	3	2	66.67							
0613	CON13,47,49	1664	312	18.75							
0614	CON14	305	91	29.84							
0615	CON15,42	1074	216	20.11							
0616	CON16	397	119	29.97							
0618	CON18	922	134	14.53							
0619	CON19	12	4	33.33							
0621	CON21	658	156	23.71							
0622	CON22	777	144	18.53							
0624	CON24,28,46,51	1545	328	21.23							
0625	CON25	1045	227	21.72							
0630	CON30,52	812	172	21.18							
0631	CON31	487	120	24.64							
0632	CON32	567	82	14.46							
0643	CON43,45	1787	328	18.35							
0650	CON50	401	86	21.45							
0903	GRA3	11	4	36.36							
0908	GRA8 BON35	415	65	15.66							
0909	GRA9,45	754	199	26.39							
0911	GRA11,46	601	154	25.62							
0914	GRA14,41 CON48	891	188	21.10							
0926	GRA26	979	167	17.06							
0949	GRA49	11	0	.00							
1404	LEM4,8,41	1034	155	14.99							
1413	LEM13	1412	268	18.98							
1415	LEM15,30,36	1811	295	16.29							
1417	LEM17,39	1399	264	18.87							
1422	LEM22,29	1288	195	15.14							
1423	LEM23,31	1648	331	20.08							
1424	LEM24,32	1172	202	17.24							
2201	OAK1,6	1350	226	16.74							
2202	OAK2,14	1732	328	18.94							
2203	OAK3,4,23,30,33	1894	360	19.01							
2205	OAK5	1331	259	19.46							
2207	OAK7,27,28	1296	301	23.23							
2208	OAK8,22	1765	392	22.21							
2209	OAK9,24,29	1729	383	22.15							
2210	OAK10 TSF5	1959	375	19.14							
2211	OAK11,16	1582	242	15.30							
2212	OAK12,31 LEM16,38,46	1917	403	21.02							
2213	OAK13,25,32	1657	289	17.44							
2215	OAK15	2232	476	21.33							
2217	OAK17,20	1829	351	19.19							
2218	OAK18,35,36,37	1706	337	19.75							
2219	OAK19	1953	350	17.92							
2221	OAK21,26	1904	384	20.17							
2601	TSF1,9,20	1872	325	17.36							
2602	TSF2,10	1025	262	25.56							
2603	TSF3,12,13	709	155	21.86							
2607	TSF7,31	1580	245	15.51							
2608	TSF8,32	2083	433	20.79							
2614	TSF14	834	164	19.66							
2615	TSF15	1215	221	18.19							
2616	TSF16	1835	393	21.42							
2617	TSF17,27	1839	413	22.46							
2618	TSF18	1284	326	25.39							
2619	TSF19	1896	417	21.99							
2621	TSF21	1232	275	22.32							
2622	TSF22,23	1311	289	22.04							
2624	TSF24	1529	234	15.30							
2625	TSF25,26	1789	415	23.20							
2628	TSF28,29	2304	261	11.33							
2630	TSF30 OAK34	1519	265	17.45							

		VOTES		PERCENT		WITH 65 OF 65 PRECINCTS REPORTING		VOTES		PERCENT	
DIRECTOR MEHLVILLE FIRE DISTRICT		7,205		47.52		03 = AARON HILMER		7,418		48.92	
(Vote for ) 1		527		3.48		04 = INVALID WRITE-IN		13		.09	
		01	02	03	04						
0610	CON10,29	164	16	101	0						
0611	CON11	38	1	39	0						
0612	CON12	1	0	0	0						
0613	CON13,47,49	175	13	110	0						
0614	CON14	46	1	38	0						
0615	CON15,42	74	5	121	0						
0616	CON16	65	5	42	0						
0618	CON18	49	7	70	0						
0619	CON19	3	0	1	0						
0621	CON21	69	4	75	0						
0622	CON22	86	6	45	0						
0624	CON24,28,46,51	147	12	153	0						
0625	CON25	85	11	111	0						
0630	CON30,52	79	4	83	0						
0631	CON31	44	1	68	1						
0632	CON32	32	9	38	0						
0643	CON43,45	136	7	165	0						
0650	CON50	47	4	33	0						
0903	GRA3	0	0	3	0						
0908	GRA8 BON35	31	4	19	0						

0909	GRA9,45	83	8	96	0
0911	GRA11,46	52	11	72	0
0914	GRA14,41 CON48	74	4	93	0
0926	GRA26	83	9	66	0
0949	GRA49	0	0	0	0
1404	LEM4,8,41	85	9	54	0
1413	LEM13	151	12	100	0
1415	LEM15,30,36	178	11	98	0
1417	LEM17,39	132	10	102	2
1422	LEM22,29	113	8	65	0
1423	LEM23,31	203	5	114	1
1424	LEM24,32	109	3	78	0
2201	OAK1,6	107	6	105	0
2202	OAK2,14	146	6	164	0
2203	OAK3,4,23,30,33	167	11	169	0
2205	OAK5	125	4	124	0
2207	OAK7,27,28	118	5	171	0
2208	OAK8,22	169	14	193	1
2209	OAK9,24,29	150	8	212	0
2210	OAK10 TSF5	180	10	161	0
2211	OAK11,16	112	10	110	0
2212	OAK12,31 LEM16,38,46	191	5	185	1
2213	OAK13,25,32	135	9	135	0
2215	OAK15	205	15	243	0
2217	OAK17,20	160	15	153	0
2218	OAK18,35,36,37	126	17	172	1
2219	OAK19	163	8	166	0
2221	OAK21,26	176	13	183	0
2601	TSF1,9,20	117	15	177	0
2602	TSF2,10	105	5	141	2
2603	TSF3,12,13	56	3	83	0
2607	TSF7,31	126	8	97	1
2608	TSF8,32	183	13	217	0
2614	TSF14	63	6	88	0
2615	TSF15	96	4	109	0
2616	TSF16	161	7	209	0
2617	TSF17,27	172	17	198	0
2618	TSF18	145	18	144	0
2619	TSF19	182	10	209	1
2621	TSF21	94	12	153	0
2622	TSF22,23	126	11	141	0
2624	TSF24	126	7	90	0
2625	TSF25,26	159	15	209	0
2628	TSF28,29	114	13	123	1
2630	TSF30 OAK34	116	7	131	1

=====

WITH 65 OF 65 PRECINCTS REPORTING

MEHLVILLE FIRE DISTRICT-PROPOSITION S  
 \*\*CONSOLIDATE AMBULANCE & GENERAL FUND\*\*

VOTES PERCENT

(Vote for ) 1  
 01 = YES 11,804 79.16  
 02 = NO 3,107 20.84

		01	02
0610	CON10,29	232	54
0611	CON11	60	19
0612	CON12	1	0
0613	CON13,47,49	239	56
0614	CON14	70	20
0615	CON15,42	165	32
0616	CON16	90	20
0618	CON18	106	22
0619	CON19	2	2
0621	CON21	121	27
0622	CON22	112	25
0624	CON24,28,46,51	251	60
0625	CON25	173	37
0630	CON30,52	125	34
0631	CON31	86	24
0632	CON32	60	19
0643	CON43,45	257	49
0650	CON50	62	20
0903	GRA3	4	0
0908	GRA8 BON35	41	19
0909	GRA9,45	157	31
0911	GRA11,46	124	18
0914	GRA14,41 CON48	145	27
0926	GRA26	117	32
0949	GRA49	0	0
1404	LEM4,8,41	114	27
1413	LEM13	192	65
1415	LEM15,30,36	210	61
1417	LEM17,39	184	60
1422	LEM22,29	142	40
1423	LEM23,31	215	97
1424	LEM24,32	143	48
2201	OAK1,6	172	40
2202	OAK2,14	244	63
2203	OAK3,4,23,30,33	285	48
2205	OAK5	190	59
2207	OAK7,27,28	223	63
2208	OAK8,22	286	80
2209	OAK9,24,29	280	85
2210	OAK10 TSF5	272	74
2211	OAK11,16	162	67
2212	OAK12,31 LEM16,38,46	289	91
2213	OAK13,25,32	200	69
2215	OAK15	333	110
2217	OAK17,20	260	65
2218	OAK18,35,36,37	257	56
2219	OAK19	258	74
2221	OAK21,26	282	76
2601	TSF1,9,20	251	53

2602	TSF2,10	207	43
2603	TSF3,12,13	131	18
2607	TSF7,31	179	52
2608	TSF8,32	331	79
2614	TSF14	122	27
2615	TSF15	163	46
2616	TSF16	307	65
2617	TSF17,27	292	98
2618	TSF18	233	60
2619	TSF19	330	58
2621	TSF21	201	48
2622	TSF22,23	223	48
2624	TSF24	158	60
2625	TSF25,26	293	77
2628	TSF28,29	188	64
2630	TSF30 OAK34	202	46


=====

WE, THE BOARD OF ELECTION COMMISSIONERS OF ST. LOUIS COUNTY, MISSOURI, ACTING AS THE VERIFICATION BOARD PURSUANT TO 115.507,R.S.Mo 1978, HEREBY CERTIFY THE FOREGOING TO BE A TRUE AND CORRECT ABSTRACT OF VOTES CAST FOR THE CANDIDATES AND ISSUES AT THE GENERAL MUNICIPAL ELECTION HELD IN ST. LOUIS COUNTY, MISSOURI, ON APRIL 5, 2011. IN TESTIMONY WHEREOF, WE HAVE HEREUNTO SET OUR HAND AT OUR OFFICE IN MAPLEWOOD, ST. LOUIS COUNTY, MISSOURI, ON APRIL 19, 2011.

  
 RICHARD H. KELLETT, CHAIRMAN

  
 JULIE R. JONES, SECRETARY

  
 ANITA T. YECKEL, COMMISSIONER

  
 ANN PLUEMER, COMMISSIONER



MEHLVILLE SCHOOL DISTRICT

GENERAL MUNICIPAL ELECTION  
ST. LOUIS COUNTY, MISSOURI  
TUESDAY, APRIL 5, 2011

OFFICIAL FINAL RESULTS

	TOTAL PERCENT			03 = VOTER TURNOUT - TOTAL	TOTAL	PERCENT
	01	02	03			
01 = REGISTERED VOTERS - TOTAL				65,313		18.89
02 = BALLOTS CAST - TOTAL				12,339		
	01	02	03			
0611 CON11	430	92	21.40			
0612 CON12	3	2	66.67			
0616 CON16	397	119	29.97			
0618 CON18	922	134	14.53			
0620 CON20	113	37	32.74			
0632 CON32	567	82	14.46			
0633 CON33	161	67	41.61			
0650 CON50	401	86	21.45			
1404 LEM4,8,41	1034	155	14.99			
1406 LEM6	238	11	4.62			
1412 LEM12	529	87	16.45			
1413 LEM13	1412	268	18.98			
1415 LEM15,30,36	1811	295	16.29			
1417 LEM17,39	1399	264	18.87			
1418 LEM18	66	2	3.03			
1421 LEM21,42	1019	151	14.82			
1422 LEM22,29	1288	195	15.14			
1423 LEM23,31	1648	331	20.08			
1424 LEM24,32	1172	202	17.24			
1433 LEM33,35,40,44,45	1518	233	15.35			
1437 LEM37	216	39	18.06			
2201 OAK1,6	1350	226	16.74			
2202 OAK2,14	1732	328	18.94			
2203 OAK3,4,23,30,33	1894	360	19.01			
2205 OAK5	1331	259	19.46			
2207 OAK7,27,28	1296	301	23.23			
2208 OAK8,22	1765	392	22.21			
2209 OAK9,24,29	1729	383	22.15			
2210 OAK10 TSF5	1959	375	19.14			
2211 OAK11,16	1582	242	15.30			
2212 OAK12,31 LEM16,38,46	1917	403	21.02			
2213 OAK13,25,32	1657	289	17.44			
2215 OAK15	2232	476	21.33			
2217 OAK17,20	1829	351	19.19			
2218 OAK18,35,36,37	1706	337	19.75			
2219 OAK19	1953	350	17.92			
2221 OAK21,26	1904	384	20.17			
2601 TSF1,9,20	1872	325	17.36			
2602 TSF2,10	1025	262	25.56			
2607 TSF7,31	1580	245	15.51			
2608 TSF8,32	2083	433	20.79			
2615 TSF15	1215	221	18.19			
2616 TSF16	1835	393	21.42			
2617 TSF17,27	1839	413	22.46			
2621 TSF21	1232	275	22.32			
2622 TSF22,23	1311	289	22.04			
2624 TSF24	1529	234	15.30			
2625 TSF25,26	1789	415	23.20			
2628 TSF28,29	2304	261	11.33			
2630 TSF30 OAK34	1519	265	17.45			

	WITH 50 OF 50 PRECINCTS REPORTING										VOTES	PERCENT	
	01	02	03	04	05	06	07	08	09	10			
DIRECTOR MEHLVILLE SCHOOL DISTRICT R-9 (Vote for ) 3													
01 = MAREA KLUTH-HOPPE												2,595	8.66
02 = JOHN E. ROLAND, JR.												3,177	10.60
03 = DEB LANGLAND												2,428	8.10
04 = ELAINE POWERS												5,686	18.97
05 = RICH FRANZ												3,969	13.24
06 = MICHAEL E. DOYEL												2,881	9.61
07 = MARK STONER												3,802	12.68
08 = FRANCESCA GINDLER												1,732	5.78
09 = DAVID A. WESSEL												3,657	12.20
10 = INVALID WRITE-IN												54	.18
0611 CON11	22	32	19	29	21	22	23	4	10	0			
0612 CON12	0	0	0	0	1	0	1	0	1	0			
0616 CON16	18	27	26	47	38	26	37	19	31	0			
0618 CON18	28	30	34	44	46	26	39	17	30	1			
0620 CON20	4	7	9	16	3	6	2	5	11	1			
0632 CON32	18	19	25	25	24	19	21	13	28	2			
0633 CON33	15	13	13	21	6	7	10	9	10	3			
0650 CON50	15	30	19	42	24	15	25	10	26	1			
1404 LEM4,8,41	41	22	36	60	46	31	57	16	42	0			
1406 LEM6	1	3	1	4	2	3	5	2	5	0			
1412 LEM12	17	18	25	32	23	15	23	7	28	0			
1413 LEM13	66	83	68	110	78	64	81	33	83	0			
1415 LEM15,30,36	68	73	83	126	89	69	94	32	73	4			
1417 LEM17,39	77	52	75	89	74	58	77	29	109	1			
1418 LEM18	1	2	0	0	1	1	0	1	0	0			
1421 LEM21,42	28	37	46	57	35	35	46	25	35	0			
1422 LEM22,29	50	61	59	77	43	45	51	28	58	0			
1423 LEM23,31	83	92	67	146	98	79	93	38	81	1			
1424 LEM24,32	48	48	60	64	70	36	75	25	56	0			
1433 LEM33,35,40,44,45	57	57	55	114	48	59	67	31	74	6			
1437 LEM37	9	11	11	20	8	6	13	3	10	0			
2201 OAK1,6	50	54	41	103	94	55	68	40	72	1			
2202 OAK2,14	66	68	65	148	112	66	94	40	119	0			
2203 OAK3,4,23,30,33	56	100	72	166	113	105	107	74	103	0			
2205 OAK5	51	63	39	124	86	65	85	53	99	0			
2207 OAK7,27,28	70	76	66	135	110	65	88	38	88	2			
2208 OAK8,22	71	98	81	171	133	93	122	61	121	2			
2209 OAK9,24,29	80	98	60	154	140	86	130	90	110	3			
2210 OAK10 TSF5	64	128	53	202	107	103	96	63	114	0			
2211 OAK11,16	46	71	32	109	64	60	65	51	74	2			
2212 OAK12,31 LEM16,38,46	81	100	61	200	141	86	130	77	123	1			
2213 OAK13,25,32	49	82	54	138	92	90	90	41	92	2			

2215 OAK15	88	126	76	206	149	123	134	60	166	1
2217 OAK17,20	60	103	75	150	104	103	90	40	113	2
2218 OAK18,35,36,37	62	93	47	145	129	92	117	61	94	0
2219 OAK19	59	91	60	154	112	100	95	42	131	1
2221 OAK21,26	64	120	65	197	101	96	100	36	150	0
2601 TSF1,9,20	64	78	45	152	132	73	116	27	100	0
2602 TSF2,10	68	61	45	128	105	59	96	29	63	1
2607 TSF7,31	60	60	62	118	80	62	76	53	54	0
2608 TSF8,32	89	145	62	215	140	113	134	79	119	4
2615 TSF15	38	44	32	129	73	41	76	28	64	1
2616 TSF16	100	88	69	250	135	69	139	49	68	1
2617 TSF17,27	86	87	70	213	170	97	149	45	120	4
2621 TSF21	72	73	64	164	72	60	82	32	62	0
2622 TSF22,23	61	73	68	134	103	63	95	33	76	1
2624 TSF24	55	62	35	124	77	64	78	29	79	0
2625 TSF25,26	115	88	88	188	155	64	136	40	104	0
2628 TSF28,29	51	72	51	131	79	51	88	39	101	4
2630 TSF30 OAK34	53	58	59	115	83	55	86	35	77	1

=====

WE, THE BOARD OF ELECTION COMMISSIONERS OF ST. LOUIS COUNTY, MISSOURI, ACTING AS THE VERIFICATION BOARD PURSUANT TO 115.507,R.S.Mo 1978, HEREBY CERTIFY THE FOREGOING TO BE A TRUE AND CORRECT ABSTRACT OF VOTES CAST FOR THE CANDIDATES AND ISSUES AT THE GENERAL MUNICIPAL ELECTION HELD IN ST. LOUIS COUNTY, MISSOURI, ON APRIL 5, 2011. IN TESTIMONY WHEREOF, WE HAVE HEREUNTO SET OUR HAND AT OUR OFFICE IN MAPLEWOOD, ST. LOUIS COUNTY, MISSOURI, ON APRIL 19, 2011.

*Richard H. Kellett*  
 RICHARD H. KELLETT, CHAIRMAN

*Julie R. Jones*  
 JULIE R. JONES, SECRETARY

*Anita Yeckel*  
 ANITA T. YECKEL, COMMISSIONER

*f. Pluemmer*  
 ANN PLUEMER, COMMISSIONER

01 = REGISTERED VOTERS - TOTAL  
02 = BALLOTS CAST - TOTAL

TOTAL PERCENT  
79  
15

WITH 4 OF 4 PRECINCTS REPORTING

03 = VOTER TURNOUT - TOTAL

TOTAL PERCENT  
18.99

	01	02	03
1507 MER7,9	59	9	15.25
1514 MER14	4	0	.00
1516 MER16	8	5	62.50
1535 MER35	8	1	12.50

DIRECTOR MERAMEC VALLEY R-III SCHOOL DISTRICT  
(Vote for ) 3  
01 = TIM RICHARDSON  
02 = PAUL MARQUARDT  
03 = SANDY MUNZLINGER

VOTES PERCENT  
5 17.24  
10 34.48  
6 20.69

WITH 4 OF 4 PRECINCTS REPORTING

04 = CHRIS ARNETTE  
05 = INVALID WRITE-IN

VOTES PERCENT  
8 27.59  
0

	01	02	03	04	05
1507 MER7,9	2	8	4	4	0
1514 MER14	0	0	0	0	0
1516 MER16	3	2	2	4	0
1535 MER35	0	0	0	0	0

WE, THE BOARD OF ELECTION COMMISSIONERS OF ST. LOUIS COUNTY, MISSOURI, ACTING AS THE VERIFICATION BOARD PURSUANT TO 115.507,R.S.Mo 1978, HEREBY CERTIFY THE FOREGOING TO BE A TRUE AND CORRECT ABSTRACT OF VOTES CAST FOR THE CANDIDATES AND ISSUES AT THE GENERAL MUNICIPAL ELECTION HELD IN ST. LOUIS COUNTY, MISSOURI, ON APRIL 5, 2011. IN TESTIMONY WHEREOF, WE HAVE HEREUNTO SET OUR HAND AT OUR OFFICE IN MAPLEWOOD, ST. LOUIS COUNTY, MISSOURI, ON APRIL 19, 2011.

*Richard H. Kellett*  
RICHARD H. KELLETT, CHAIRMAN

*Julie R. Jones*  
JULIE R. JONES, SECRETARY

*Anita T. Yeckel*  
ANITA T. YECKEL, COMMISSIONER

*Ann Pluemer*  
ANN PLUEMER, COMMISSIONER

METRO WEST FIRE DISTRICT

GENERAL MUNICIPAL ELECTION  
ST. LOUIS COUNTY, MISSOURI  
TUESDAY, APRIL 5, 2011

OFFICIAL FINAL RESULTS

		TOTAL			PERCENT			WITH 76 OF 76 PRECINCTS REPORTING		
01 = REGISTERED VOTERS - TOTAL		54,337						03 = VOTER TURNOUT - TOTAL		
02 = BALLOTS CAST - TOTAL		8,269						15.22		
		01	02	03						
0403	CHE3	435	56	12.87						
0413	CHE13	1860	216	11.61						
0420	CHE20,29	870	129	14.83						
0424	CHE24	354	29	8.19						
0427	CHE27,35,55	509	66	12.97						
0434	CHE34,53	1264	187	14.79						
0438	CHE38,39 WH3	502	62	12.35						
0440	CHE40	383	62	16.19						
0443	CHE43,50 MER2,5	1135	158	13.92						
1211	LAF11	590	64	10.85						
1213	LAF13	276	29	10.51						
1214	LAF14	720	136	18.89						
1216	LAF16	554	80	14.44						
1217	LAF17	392	75	19.13						
1218	LAF18,20	1100	244	22.18						
1219	LAF19,22	572	75	13.11						
1221	LAF21	280	74	26.43						
1223	LAF23	439	95	21.64						
1224	LAF24,40	490	124	25.31						
1225	LAF25,36	462	99	21.43						
1227	LAF27	1307	232	17.75						
1228	LAF28	875	161	18.40						
1235	LAF35	194	53	27.32						
1237	LAF37	192	22	11.46						
1238	LAF38	1028	183	17.80						
1239	LAF39,44	1574	320	20.33						
1241	LAF41	1122	252	22.46						
1242	LAF42	472	70	14.83						
1243	LAF43	370	136	36.76						
1245	LAF45 WH30	206	36	17.48						
1508	MER8,53	827	65	7.86						
1512	MER12,50	1207	199	16.49						
1527	MER27	417	38	9.11						
1528	MER28	206	31	15.05						
1529	MER29 QUE19	1367	106	7.75						
1533	MER33	397	33	8.31						
1534	MER34 WH43	1020	186	18.24						
1536	MER36	961	113	11.76						
1541	MER41,52	542	57	10.52						
1545	MER45	566	52	9.19						
1547	MER47	460	26	5.65						
1549	MER49	757	116	15.32						
2313	QUE13	160	13	8.13						
2801	WH1 QUE12	545	44	8.07						
2802	WH2	187	31	16.58						
2804	WH4,10,12	536	138	25.75						
2805	WH5,7	252	44	17.46						
2808	WH8	1372	189	13.78						
2809	WH9	2030	317	15.62						
2811	WH11	1061	110	10.37						
2813	WH13	871	111	12.74						
2814	WH14	464	62	13.36						
2815	WH15	584	104	17.81						
2816	WH16	679	119	17.53						
2817	WH17,25	1217	188	15.45						
2818	WH18	193	5	2.59						
2819	WH19	609	57	9.36						
2820	WH20	1013	113	11.15						
2821	WH21	1394	119	8.54						
2822	WH22	224	53	23.66						
2823	WH23,26 CHE21	1780	216	12.13						
2824	WH24	544	63	11.58						
2827	WH27,28	1162	235	20.22						
2829	WH29	239	19	7.95						
2831	WH31	1041	219	21.04						
2832	WH32,38,39 MER10	798	99	12.41						
2833	WH33	333	33	9.91						
2834	WH34	1644	289	17.58						
2835	WH35,36	585	96	16.41						
2837	WH37	255	56	21.96						
2840	WH40,41	832	124	14.90						
2842	WH42 LAF7 MER21,38,39,40	91	10	10.99						
2844	WH44	185	26	14.05						
2845	WH45,47,48	1401	296	21.13						
2846	WH46	572	84	14.69						
2851	WH51	230	40	17.39						

		VOTES			PERCENT			WITH 76 OF 76 PRECINCTS REPORTING		
DIRECTOR METRO WEST FIRE DISTRICT										
(Vote for ) 1										
01 = MICHAEL W. NOONAN		5,335			72.30					
02 = DENISE DEPELHEUER		2,003			27.14			03 = INVALID WRITE-IN		
		01	02	03						
0403	CHE3	36	7	2						
0413	CHE13	139	47	3						
0420	CHE20,29	74	40	1						
0424	CHE24	16	8	0						
0427	CHE27,35,55	50	11	0						
0434	CHE34,53	126	50	0						
0438	CHE38,39 WH3	30	21	1						
0440	CHE40	39	18	0						
0443	CHE43,50 MER2,5	87	36	1						

1211	LAF11	36	10	1
1213	LAF13	20	6	0
1214	LAF14	83	35	2
1216	LAF16	44	26	1
1217	LAF17	40	28	0
1218	LAF18,20	137	79	1
1219	LAF19,22	42	25	0
1221	LAF21	36	34	0
1223	LAF23	59	30	0
1224	LAF24,40	84	26	0
1225	LAF25,36	68	23	0
1227	LAF27	130	76	0
1228	LAF28	82	45	2
1235	LAF35	29	14	1
1237	LAF37	14	6	0
1238	LAF38	127	35	0
1239	LAF39,44	210	77	2
1241	LAF41	164	56	3
1242	LAF42	48	15	1
1243	LAF43	83	24	2
1245	LAF45 WH30	22	9	0
1508	MER8,53	46	14	0
1512	MER12,50	142	39	1
1527	MER27	24	10	0
1528	MER28	20	7	0
1529	MER29 QUE19	68	32	1
1533	MER33	22	5	0
1534	MER34 WH43	140	30	1
1536	MER36	79	17	1
1541	MER41,52	34	17	1
1545	MER45	37	12	0
1547	MER47	13	11	0
1549	MER49	84	20	0
2313	QUE13	3	9	0
2801	WH1 QUE12	33	10	0
2802	WH2	19	6	0
2804	WH4,10,12	99	28	0
2805	WH5,7	34	6	0
2808	WH8	134	28	2
2809	WH9	253	43	0
2811	WH11	59	45	0
2813	WH13	81	24	0
2814	WH14	48	12	0
2815	WH15	51	37	0
2816	WH16	70	30	0
2817	WH17,25	111	56	1
2818	WH18	5	0	0
2819	WH19	43	7	1
2820	WH20	90	21	0
2821	WH21	88	18	0
2822	WH22	38	12	0
2823	WH23,26 CHE21	125	65	2
2824	WH24	43	14	0
2827	WH27,28	164	47	0
2829	WH29	14	4	0
2831	WH31	126	61	0
2832	WH32,38,39 MER10	64	31	0
2833	WH33	22	8	0
2834	WH34	193	67	1
2835	WH35,36	58	22	0
2837	WH37	39	6	0
2840	WH40,41	81	23	1
2842	WH42 LAF7 MER21,38,39,40	4	6	0
2844	WH44	16	5	0
2845	WH45,47,48	198	74	1
2846	WH46	49	28	0
2851	WH51	16	19	3

=====

WE, THE BOARD OF ELECTION COMMISSIONERS OF ST. LOUIS COUNTY, MISSOURI, ACTING AS THE VERIFICATION BOARD PURSUANT TO 115.507,R.S.Mo 1978, HEREBY CERTIFY THE FOREGOING TO BE A TRUE AND CORRECT ABSTRACT OF VOTES CAST FOR THE CANDIDATES AND ISSUES AT THE GENERAL MUNICIPAL ELECTION HELD IN ST. LOUIS COUNTY, MISSOURI, ON APRIL 5, 2011. IN TESTIMONY WHEREOF, WE HAVE HEREUNTO SET OUR HAND AT OUR OFFICE IN MAPLEWOOD, ST. LOUIS COUNTY, MISSOURI, ON APRIL 19, 2011.

*Richard H. Kellett*  
 RICHARD H. KELLETT, CHAIRMAN

*Julie R. Jones*  
 JULIE R. JONES, SECRETARY

*Anita Yeckel*  
 ANITA T. YECKEL, COMMISSIONER

*Ann Pluemer*  
 ANN PLUEMER, COMMISSIONER

01 = REGISTERED VOTERS - TOTAL  
02 = BALLOTS CAST - TOTAL

TOTAL PERCENT  
1,785  
191

WITH 4 OF 4 PRECINCTS REPORTING

03 = VOTER TURNOUT - TOTAL

TOTAL PERCENT  
10.70

	01	02	03
2043 NRW43	880	121	13.75
2044 NRW44	431	36	8.35
2045 NRW45	45	3	6.67
2046 NRW46	429	31	7.23

WITH 4 OF 4 PRECINCTS REPORTING

MAYOR MOLINE ACRES

VOTES PERCENT

(Vote for ) 1  
01 = MICHELE DESHAY  
02 = INVALID WRITE-IN

162 98.78  
2 1.22

	01	02
2043 NRW43	102	2
2044 NRW44	29	0
2045 NRW45	3	0
2046 NRW46	28	0

WITH 2 OF 2 PRECINCTS REPORTING

ALDERPERSON MOLINE ACRES WARD 1

VOTES PERCENT

(Vote for ) 1  
01 = ALBERTEAN (TINA) MINOR  
02 = INVALID WRITE-IN

51 98.08  
1 1.92

	01	02
2044 NRW44	24	0
2046 NRW46	27	1

WITH 2 OF 2 PRECINCTS REPORTING

ALDERPERSON MOLINE ACRES WARD 2

VOTES PERCENT

(Vote for ) 1  
01 = DARLENE BELL  
02 = LARRY THOMAS

80 68.38  
16 13.68

03 = PERNELL BEASLEY (21) W/I VOTES OF

VOTES PERCENT

21 17.95

	01	02	03
2043 NRW43	78	15	21
2045 NRW45	2	1	0

WE, THE BOARD OF ELECTION COMMISSIONERS OF ST. LOUIS COUNTY, MISSOURI, ACTING AS THE VERIFICATION BOARD PURSUANT TO 115.507, R.S. MO 1978, HEREBY CERTIFY THE FOREGOING TO BE A TRUE AND CORRECT ABSTRACT OF VOTES CAST FOR THE CANDIDATES AND ISSUES AT THE GENERAL MUNICIPAL ELECTION HELD IN ST. LOUIS COUNTY, MISSOURI, ON APRIL 5, 2011. IN TESTIMONY WHEREOF, WE HAVE HEREUNTO SET OUR HAND AT OUR OFFICE IN MAPLEWOOD, ST. LOUIS COUNTY, MISSOURI, ON APRIL 19, 2011.

*Richard H. Kellett*  
RICHARD H. KELLETT, CHAIRMAN

*Julie R. Jones*  
JULIE R. JONES, SECRETARY

*Anita Yeckel*  
ANITA T. YECKEL, COMMISSIONER

*f. Pluemer*  
ANN PLUEMER, COMMISSIONER

MONARCH FIRE DISTRICT

GENERAL MUNICIPAL ELECTION  
ST. LOUIS COUNTY, MISSOURI  
TUESDAY, APRIL 5, 2011

OFFICIAL FINAL RESULTS

	TOTAL			PERCENT	WITH 49 OF 49 PRECINCTS REPORTING			TOTAL	PERCENT
	01	02	03		01	02	03		
01 = REGISTERED VOTERS - TOTAL	44,088				03 = VOTER TURNOUT - TOTAL			44,088	19.60
02 = BALLOTS CAST - TOTAL	8,643								
0301 CC1	1217	188	15.45						
0401 CHE1	647	89	13.76						
0402 CHE2	313	47	15.02						
0404 CHE4	713	79	11.08						
0405 CHE5,6,17	1249	165	13.21						
0407 CHE7	861	156	18.12						
0408 CHE8,33	1630	368	22.58						
0409 CHE9	710	93	13.10						
0410 CHE10	760	171	22.50						
0411 CHE11	226	50	22.12						
0412 CHE12	422	98	23.22						
0414 CHE14,36	201	43	21.39						
0415 CHE15,16	1742	327	18.77						
0418 CHE18	802	210	26.18						
0419 CHE19	788	157	19.92						
0422 CHE22,45 LAF12	1789	318	17.78						
0423 CHE23,48	1090	279	25.60						
0425 CHE25	679	107	15.76						
0426 CHE26	239	28	11.72						
0428 CHE28	1279	174	13.60						
0430 CHE30	632	94	14.87						
0431 CHE31 LAF26	165	37	22.42						
0437 CHE37	872	179	20.53						
0441 CHE41	691	112	16.21						
0442 CHE42,44 LAF30	1730	423	24.45						
0446 CHE46	1886	399	21.16						
0452 CHE52	13	1	7.69						
1206 LAF6	1172	189	16.13						
1208 LAF8	845	197	23.31						
1209 LAF9,10	980	270	27.55						
1229 LAF29	1024	252	24.61						
1231 LAF31	887	225	25.37						
1232 LAF32 CHE32	1001	238	23.78						
1233 LAF33	1048	202	19.27						
1234 LAF34	59	17	28.81						
1601 MHT1,4,5	1365	277	20.29						
1602 MHT2,26	1345	322	23.94						
1603 MHT3,24 MR27,79	1586	339	21.37						
1607 MHT7,39 MR52	1096	189	17.24						
1608 MHT8,28	578	105	18.17						
1609 MHT9	1321	254	19.23						
1619 MHT19,27	1542	313	20.30						
1623 MHT23	932	146	15.67						
1630 MHT30,45 CHE47	160	24	15.00						
1631 MHT31,40	396	59	14.90						
1634 MHT34	1615	249	15.42						
1818 MR18,64	687	129	18.78						
1823 MR23,53	869	185	21.29						
1855 MR55	234	70	29.91						

DIRECTOR MONARCH FIRE DISTRICT (Vote for ) 1	VOTES			PERCENT	WITH 49 OF 49 PRECINCTS REPORTING			VOTES	PERCENT
	01	02	03		01	02	03		
01 = RICHARD GANS	3,830			46.88	03 = INVALID WRITE-IN			10	.12
02 = STEVEN O. SWYERS	4,330			53.00					
0301 CC1	64	110	2						
0401 CHE1	38	46	0						
0402 CHE2	33	13	0						
0404 CHE4	26	46	1						
0405 CHE5,6,17	48	101	0						
0407 CHE7	53	95	0						
0408 CHE8,33	159	192	0						
0409 CHE9	47	41	0						
0410 CHE10	81	82	0						
0411 CHE11	18	27	0						
0412 CHE12	44	49	0						
0414 CHE14,36	16	27	0						
0415 CHE15,16	142	161	0						
0418 CHE18	105	91	0						
0419 CHE19	71	83	0						
0422 CHE22,45 LAF12	129	161	1						
0423 CHE23,48	143	122	0						
0425 CHE25	25	76	0						
0426 CHE26	6	20	0						
0428 CHE28	62	104	0						
0430 CHE30	53	39	0						
0431 CHE31 LAF26	18	16	0						
0437 CHE37	76	94	0						
0441 CHE41	49	57	0						
0442 CHE42,44 LAF30	161	229	1						
0446 CHE46	183	196	0						
0452 CHE52	1	0	0						
1206 LAF6	82	96	0						
1208 LAF8	110	80	1						
1209 LAF9,10	155	104	0						
1229 LAF29	94	133	1						
1231 LAF31	97	119	0						
1232 LAF32 CHE32	94	124	0						
1233 LAF33	102	91	0						
1234 LAF34	4	10	1						
1601 MHT1,4,5	141	125	0						

1602 MHT2,26	159	148	0
1603 MHT3,24 MR27,79	175	151	0
1607 MHT7,39 MR52	91	91	0
1608 MHT8,28	38	60	0
1609 MHT9	103	132	1
1619 MHT19,27	176	122	0
1623 MHT23	51	89	0
1630 MHT30,45 CHE47	9	13	0
1631 MHT31,40	19	34	0
1634 MHT34	83	159	1
1818 MR18,64	57	61	0
1823 MR23,53	103	79	0
1855 MR55	36	31	0

=====

WE, THE BOARD OF ELECTION COMMISSIONERS OF ST. LOUIS COUNTY, MISSOURI, ACTING AS THE VERIFICATION BOARD PURSUANT TO 115.507,R.S.Mo 1978, HEREBY CERTIFY THE FOREGOING TO BE A TRUE AND CORRECT ABSTRACT OF VOTES CAST FOR THE CANDIDATES AND ISSUES AT THE GENERAL MUNICIPAL ELECTION HELD IN ST. LOUIS COUNTY, MISSOURI, ON APRIL 5, 2011. IN TESTIMONY WHEREOF, WE HAVE HEREUNTO SET OUR HAND AT OUR OFFICE IN MAPLEWOOD, ST. LOUIS COUNTY, MISSOURI, ON APRIL 19, 2011.

  
 RICHARD H. KELLETT, CHAIRMAN

  
 JULIE R. JONES, SECRETARY

  
 ANITA T. YECKEL, COMMISSIONER

  
 ANN PLUEMER, COMMISSIONER



01 = REGISTERED VOTERS - TOTAL	TOTAL	PERCENT	WITH 6 OF 6 PRECINCTS REPORTING	TOTAL	PERCENT
02 = BALLOTS CAST - TOTAL	2,722		03 = VOTER TURNOUT - TOTAL	441	16.20
	441				
	01	02	03		
1912 NOR12	739	107	14.48		
1913 NOR13	151	27	17.88		
1918 NOR18	560	53	9.46		
1930 NOR30	719	201	27.96		
1950 NOR50	102	5	4.90		
1953 NOR53	451	48	10.64		

			WITH 1 OF 1 PRECINCTS REPORTING		
COUNCIL MEMBER NORMANDY WARD 1	VOTES	PERCENT			
(Vote for ) 1					
01 = KIMBERLY BLAKLEY	84	92.31			
02 = INVALID WRITE-IN	7	7.69			
	01	02			
1912 NOR12	84	7			

			WITH 2 OF 2 PRECINCTS REPORTING	VOTES	PERCENT
COUNCIL MEMBER NORMANDY WARD 2	VOTES	PERCENT			
(Vote for ) 1					
01 = DELRITA FUTRELL	55	68.75			
02 = STEPHEN F. ENGELMEYER	25	31.25	03 = INVALID WRITE-IN	0	
	01	02	03		
1913 NOR13	23	4	0		
1918 NOR18	32	21	0		

			WITH 1 OF 1 PRECINCTS REPORTING		
COUNCIL MEMBER NORMANDY WARD 3	VOTES	PERCENT			
(Vote for ) 1					
01 = VINCENT P. WALLACE, SR.	167	95.98			
02 = INVALID WRITE-IN	7	4.02			
	01	02			
1930 NOR30	167	7			

			WITH 2 OF 2 PRECINCTS REPORTING		
COUNCIL MEMBER NORMANDY WARD 4	VOTES	PERCENT			
(Vote for ) 1					
01 = ERMA G. RATLIF	39	100.00			
02 = INVALID WRITE-IN	0				
	01	02			
1950 NOR50	5	0			
1953 NOR53	34	0			

WE, THE BOARD OF ELECTION COMMISSIONERS OF ST. LOUIS COUNTY, MISSOURI, ACTING AS THE VERIFICATION BOARD PURSUANT TO 115.507, R.S.MO 1978, HEREBY CERTIFY THE FOREGOING TO BE A TRUE AND CORRECT ABSTRACT OF VOTES CAST FOR THE CANDIDATES AND ISSUES AT THE GENERAL MUNICIPAL ELECTION HELD IN ST. LOUIS COUNTY, MISSOURI, ON APRIL 5, 2011. IN TESTIMONY WHEREOF, WE HAVE HEREUNTO SET OUR HAND AT OUR OFFICE IN MAPLEWOOD, ST. LOUIS COUNTY, MISSOURI, ON APRIL 19, 2011.

*Richard H. Kellett*      *Julie R. Jones*      *Anita Yeckel*      *f Pluemer*  
 RICHARD H. KELLETT, CHAIRMAN      JULIE R. JONES, SECRETARY      ANITA T. YECKEL, COMMISSIONER      ANN PLUEMER, COMMISSIONER

NORMANDY SCHOOL DISTRICT

GENERAL MUNICIPAL ELECTION  
ST. LOUIS COUNTY, MISSOURI  
TUESDAY, APRIL 5, 2011

OFFICIAL FINAL RECOUNT RESULTS

	TOTAL	PERCENT	03 = VOTER TURNOUT - TOTAL	TOTAL	PERCENT
01 = REGISTERED VOTERS - TOTAL	25,947				17.57
02 = BALLOTS CAST - TOTAL	4,559				
	01	02	03		
0116 AP16,43 MID28	155	16	10.32		
1710 MID10	149	35	23.49		
1718 MID18	342	83	24.27		
1730 MID30	339	58	17.11		
1732 MID32	42	9	21.43		
1739 MID39,51	528	25	4.73		
1749 MID49	99	4	4.04		
1901 NOR1	642	102	15.89		
1902 NOR2	701	94	13.41		
1903 NOR3	577	146	25.30		
1905 NOR5	647	121	18.70		
1906 NOR6	956	202	21.13		
1907 NOR7	738	210	28.46		
1908 NOR8	12	0	.00		
1909 NOR9	628	76	12.10		
1911 NOR11	384	226	58.85		
1914 NOR14	172	84	48.84		
1915 NOR15	1213	405	33.39		
1916 NOR16	344	131	38.08		
1917 NOR17,24	202	10	4.95		
1918 NOR18	560	53	9.46		
1919 NOR19	425	9	2.12		
1920 NOR20	353	9	2.55		
1921 NOR21 AP50	1659	357	21.52		
1922 NOR22	262	34	12.98		
1929 NOR29	992	353	35.58		
1930 NOR30	719	201	27.96		
1933 NOR33	206	24	11.65		
1935 NOR35,49,54	578	30	5.19		
1936 NOR36	476	28	5.88		
1937 NOR37	484	57	11.78		
1938 NOR38	1	0	.00		
1939 NOR39	376	110	29.26		
1940 NOR40	135	25	18.52		
1941 NOR41	204	108	52.94		
1942 NOR42	407	188	46.19		
1944 NOR44	137	7	5.11		
1947 NOR47	0	0	.00		
1950 NOR50	102	5	4.90		
1953 NOR53	451	48	10.64		
2701 UNV1,10	1513	97	6.41		
2702 UNV2,17	903	76	8.42		
2703 UNV3	199	40	20.10		
2704 UNV4 NOR56	380	79	20.79		
2705 UNV5	28	2	7.14		
2706 UNV6,13	277	18	6.50		
2707 UNV7,9,11	858	51	5.94		
2708 UNV8	198	12	6.06		
2712 UNV12	124	32	25.81		
2721 UNV21	617	114	18.48		
2737 UNV37,47	968	55	5.68		
2746 UNV46	1484	112	7.55		
2748 UNV48 MID26	117	12	10.26		
2749 UNV49	884	176	19.91		

WITH 54 OF 54 PRECINCTS REPORTING

DIRECTOR NORMANDY SCHOOL DISTRICT (Vote for ) 3	VOTES	PERCENT	04 = JEANETTE D. PULLIAM	VOTES	PERCENT	
01 = DRYVER HENDERSON	1,699	19.38	04 = JEANETTE D. PULLIAM	2,094	23.89	
02 = WILLIAM H. HUMPHREY	1,969	22.46	05 = SHERON CHANEY	1,242	14.17	
03 = HERBERT (PEPPER) CLIFTON	1,726	19.69	06 = INVALID WRITE-IN	35	.40	
	01	02	03	04	05	06
0116 AP16,43 MID28	2	10	6	8	4	0
1710 MID10	8	19	14	17	8	0
1718 MID18	32	43	26	36	14	0
1730 MID30	18	19	11	22	8	0
1732 MID32	5	3	2	4	4	0
1739 MID39,51	9	7	8	13	4	0
1749 MID49	1	2	3	2	2	0
1901 NOR1	43	35	19	32	32	0
1902 NOR2	38	28	21	33	23	0
1903 NOR3	46	61	31	49	25	2
1905 NOR5	39	50	37	51	26	0
1906 NOR6	84	71	51	65	52	4
1907 NOR7	65	83	65	91	65	0
1908 NOR8	0	0	0	0	0	0
1909 NOR9	35	32	18	28	25	1
1911 NOR11	62	82	137	99	48	4
1914 NOR14	30	45	47	55	20	2
1915 NOR15	194	221	187	201	113	1
1916 NOR16	50	58	54	61	40	2
1917 NOR17,24	4	6	6	4	2	1
1918 NOR18	25	15	10	23	19	0
1919 NOR19	5	2	3	3	1	0
1920 NOR20	2	5	5	7	2	0
1921 NOR21 AP50	120	171	156	159	108	2
1922 NOR22	14	10	10	19	14	0
1929 NOR29	126	144	105	163	104	0
1930 NOR30	67	99	101	146	49	10
1933 NOR33	10	7	2	10	8	0
1935 NOR35,49,54	18	16	11	14	6	0
1936 NOR36	15	10	7	12	9	0

1937	NOR37	30	20	13	21	23	0
1938	NOR38	0	0	0	0	0	0
1939	NOR39	32	58	57	66	36	0
1940	NOR40	10	7	12	12	8	0
1941	NOR41	39	40	54	60	31	1
1942	NOR42	44	76	139	96	43	2
1944	NOR44	3	2	2	2	4	0
1947	NOR47	0	0	0	0	0	0
1950	NOR50	1	2	2	2	1	0
1953	NOR53	13	16	15	22	12	0
2701	UNV1,10	49	36	29	47	22	1
2702	UNV2,17	31	30	15	25	16	0
2703	UNV3	12	17	19	24	12	0
2704	UNV4 NOR56	25	41	29	43	29	0
2705	UNV5	2	1	2	0	1	0
2706	UNV6,13	4	9	4	10	7	1
2707	UNV7,9,11	25	21	18	21	14	0
2708	UNV8	4	5	3	4	2	0
2712	UNV12	15	8	4	9	8	0
2721	UNV21	46	48	25	41	30	0
2737	UNV37,47	13	35	25	29	6	0
2746	UNV46	45	56	45	52	39	0
2748	UNV48 MID26	8	7	4	5	3	1
2749	UNV49	81	80	57	76	60	0

=====

WE, THE BOARD OF ELECTION COMMISSIONERS OF ST. LOUIS COUNTY, MISSOURI, ACTING AS THE VERIFICATION BOARD PURSUANT TO 115.507, R.S. Mo 1978, HEREBY CERTIFY THE FOREGOING TO BE A TRUE AND CORRECT ABSTRACT OF VOTES CAST FOR THE CANDIDATES AND ISSUES AT THE RECOUNT OF THE SUPPLEMENTAL ELECTION HELD IN ST. LOUIS COUNTY, MISSOURI, ON APRIL 5, 2011. IN TESTIMONY WHEREOF, WE HAVE

HEREUNTO SET OUR HAND AT OUR OFFICE IN MAPLEWOOD, ST. LOUIS COUNTY, MISSOURI, ON JUNE 21, 2011.

Richard H. Kellett      Julie R. Jones      Anita T. Yeckel      Ann Pluemer  
RICHARD H. KELLETT, CHAIRMAN      JULIE R. JONES, SECRETARY      ANITA T. YECKEL, COMMISSIONER      ANN PLUEMER, COMMISSIONER

NORTHEAST AMBULANCE & FIRE

GENERAL MUNICIPAL ELECTION  
ST LOUIS COUNTY, MISSOURI  
TUESDAY, APRIL 5, 2011

OFFICIAL FINAL RESULTS

01 = REGISTERED VOTERS - TOTAL  
02 = BALLOTS CAST - TOTAL

TOTAL PERCENT  
19,399  
3,979

WITH 38 OF 38 PRECINCTS REPORTING

03 = VOTER TURNOUT - TOTAL

TOTAL PERCENT  
20.51

	01	02	03
1901 NOR1	642	102	15.89
1902 NOR2	701	94	13.41
1903 NOR3	577	146	25.30
1904 NOR4	416	93	22.36
1905 NOR5	647	121	18.70
1906 NOR6	956	202	21.13
1907 NOR7	738	210	28.46
1909 NOR9	628	76	12.10
1910 NOR10	416	57	13.70
1911 NOR11	384	226	58.85
1912 NOR12	739	107	14.48
1913 NOR13	151	27	17.88
1914 NOR14	172	84	48.84
1915 NOR15	1213	405	33.39
1917 NOR17,24	202	10	4.95
1918 NOR18	560	53	9.46
1919 NOR19	425	9	2.12
1921 NOR21 AP50	1659	357	21.52
1922 NOR22	262	34	12.98
1926 NOR26	410	51	12.44
1927 NOR27	408	71	17.40
1929 NOR29	992	353	35.58
1930 NOR30	719	201	27.96
1933 NOR33	206	24	11.65
1934 NOR34	258	4	1.55
1935 NOR35,49,54	578	30	5.19
1936 NOR36	476	28	5.88
1937 NOR37	484	57	11.78
1939 NOR39	376	110	29.26
1940 NOR40	135	25	18.52
1942 NOR42	407	188	46.19
1947 NOR47	0	0	. . .
1950 NOR50	102	5	4.90
1953 NOR53	451	48	10.64
2704 UNV4 NOR56	380	79	20.79
2705 UNV5	28	2	7.14
2721 UNV21	617	114	18.48
2749 UNV49	884	176	19.91

WITH 38 OF 38 PRECINCTS REPORTING

DIRECTOR NORTHEAST AMBULANCE AND FIRE DISTRICT  
(Vote for ) 1  
01 = BRIDGET QUINLISK-DAILEY  
02 = LATONYA HENDERSON  
03 = ROBERT EDWARDS

VOTES PERCENT  
1,396 37.86  
1,305 35.39  
343 9.30

04 = DONALD K. MORICE  
05 = INVALID WRITE-IN

VOTES PERCENT  
629 17.06  
14 .38

	01	02	03	04	05
1901 NOR1	15	66	10	3	0
1902 NOR2	16	57	7	3	0
1903 NOR3	30	70	12	14	1
1904 NOR4	25	32	6	27	0
1905 NOR5	21	61	16	8	0
1906 NOR6	39	124	9	13	2
1907 NOR7	30	110	18	35	0
1909 NOR9	39	21	6	5	1
1910 NOR10	13	11	3	30	0
1911 NOR11	119	43	23	27	1
1912 NOR12	50	26	6	19	0
1913 NOR13	6	7	4	10	0
1914 NOR14	29	2	3	47	0
1915 NOR15	228	39	28	92	1
1917 NOR17,24	0	3	3	3	0
1918 NOR18	25	11	2	13	0
1919 NOR19	4	1	3	0	0
1921 NOR21 AP50	133	116	36	37	5
1922 NOR22	5	15	9	3	0
1926 NOR26	14	21	2	5	0
1927 NOR27	18	25	8	12	0
1929 NOR29	66	172	36	48	1
1930 NOR30	81	44	7	61	1
1933 NOR33	10	5	3	4	0
1934 NOR34	1	2	0	0	0
1935 NOR35,49,54	19	2	1	7	0
1936 NOR36	10	7	5	1	0
1937 NOR37	30	14	1	8	0
1939 NOR39	66	16	10	16	0
1940 NOR40	8	5	4	6	0
1942 NOR42	90	38	19	37	0
1947 NOR47	0	0	0	0	0
1950 NOR50	0	2	1	1	0
1953 NOR53	34	4	2	8	0
2704 UNV4 NOR56	27	29	4	12	0
2705 UNV5	2	0	0	0	0
2721 UNV21	43	39	13	2	0
2749 UNV49	50	65	23	12	1

WITH 38 OF 38 PRECINCTS REPORTING

DIRECTOR NORTHEAST AMBULANCE AND FIRE DISTRICT  
(FOUR YEAR UNEXPIRED TERM)  
(Vote for ) 1  
01 = CLARENCE E. (JIM) YOUNG

VOTES PERCENT  
1,626 46.48

03 = BERTHA M. MYERS

VOTES PERCENT  
870 24.87

	01	02	03	04
1901 NOR1	32	26	21	1
1902 NOR2	29	27	22	0
1903 NOR3	41	49	30	1
1904 NOR4	24	17	37	0
1905 NOR5	16	89	7	0
1906 NOR6	40	110	23	1
1907 NOR7	34	113	42	0
1909 NOR9	42	14	11	1
1910 NOR10	15	3	32	0
1911 NOR11	143	27	35	1
1912 NOR12	49	16	30	0
1913 NOR13	9	5	10	0
1914 NOR14	41	9	30	1
1915 NOR15	250	29	98	0
1917 NOR17,24	2	2	5	0
1918 NOR18	24	9	18	0
1919 NOR19	2	3	0	0
1921 NOR21 AP50	149	70	81	2
1922 NOR22	16	8	7	0
1926 NOR26	19	14	8	0
1927 NOR27	25	19	21	0
1929 NOR29	100	156	57	0
1930 NOR30	85	21	76	3
1933 NOR33	10	4	4	0
1934 NOR34	3	0	0	0
1935 NOR35,49,54	18	4	4	0
1936 NOR36	8	9	3	0
1937 NOR37	30	12	10	0
1939 NOR39	78	11	14	1
1940 NOR40	9	6	7	0
1942 NOR42	103	36	39	0
1947 NOR47	0	0	0	0
1950 NOR50	2	1	1	0
1953 NOR53	28	4	13	0
2704 UNV4 NOR56	32	11	24	0
2705 UNV5	2	0	0	0
2721 UNV21	50	20	18	0
2749 UNV49	66	34	32	2

WITH 38 OF 38 PRECINCTS REPORTING

DIRECTOR NORTHEAST AMBULANCE AND FIRE DISTRICT  
(TWO YEAR UNEXPIRED TERM)  
(Vote for ) 1  
01 = DEREK C. MAYS  
02 = JEWELLETTE (JEWELL) DONALD  
03 = RYAN M. SMITH

	VOTES	PERCENT
01 = DEREK C. MAYS	1,029	29.78
02 = JEWELLETTE (JEWELL) DONALD	693	20.06
03 = RYAN M. SMITH	750	21.71

04 = BARRY E. BUCHEK  
05 = INVALID WRITE-IN

	VOTES	PERCENT
04 = BARRY E. BUCHEK	969	28.05
05 = INVALID WRITE-IN	14	.41

	01	02	03	04	05
1901 NOR1	29	20	19	6	0
1902 NOR2	26	27	11	7	0
1903 NOR3	49	21	34	14	1
1904 NOR4	25	11	32	17	0
1905 NOR5	24	39	23	11	0
1906 NOR6	47	66	33	21	1
1907 NOR7	54	55	57	17	0
1909 NOR9	16	18	10	24	1
1910 NOR10	4	4	32	7	0
1911 NOR11	102	18	19	75	1
1912 NOR12	20	13	23	38	0
1913 NOR13	5	4	10	5	0
1914 NOR14	10	3	20	47	1
1915 NOR15	54	20	66	250	0
1917 NOR17,24	2	1	3	2	1
1918 NOR18	7	8	14	22	0
1919 NOR19	1	2	1	3	0
1921 NOR21 AP50	62	81	65	72	4
1922 NOR22	10	13	6	1	0
1926 NOR26	21	10	6	4	0
1927 NOR27	20	20	13	5	0
1929 NOR29	77	100	72	55	0
1930 NOR30	53	16	55	67	1
1933 NOR33	6	4	5	1	0
1934 NOR34	2	0	1	0	0
1935 NOR35,49,54	13	1	6	7	0
1936 NOR36	7	13	1	0	0
1937 NOR37	10	9	6	26	0
1939 NOR39	40	7	10	44	0
1940 NOR40	5	2	5	10	0
1942 NOR42	91	17	19	55	0
1947 NOR47	0	0	0	0	0
1950 NOR50	2	1	1	0	0
1953 NOR53	8	2	7	29	0
2704 UNV4 NOR56	28	12	23	3	1
2705 UNV5	1	0	1	0	0
2721 UNV21	46	20	12	14	0
2749 UNV49	52	35	29	10	2

WE, THE BOARD OF ELECTION COMMISSIONERS OF ST. LOUIS COUNTY, MISSOURI, ACTING AS THE VERIFICATION BOARD PURSUANT TO 115.507,R.S.Mo 1978, HEREBY CERTIFY THE FOREGOING TO BE A TRUE AND CORRECT ABSTRACT OF VOTES CAST FOR THE CANDIDATES AND ISSUES AT THE GENERAL MUNICIPAL ELECTION HELD IN ST. LOUIS COUNTY, MISSOURI, ON APRIL 5, 2011. IN TESTIMONY WHEREOF, WE HAVE HEREUNTO SET OUR HAND AT OUR OFFICE IN MAPLEWOOD, ST. LOUIS COUNTY, MISSOURI, ON APRIL 19, 2011.

*Richard H. Kellett*  
RICHARD H. KELLETT, CHAIRMAN

*Julie R. Jones*  
JULIE R. JONES, SECRETARY

*Anita T. Yeckel*  
ANITA T. YECKEL, COMMISSIONER

*f Pluemer*  
ANN PLUEMER, COMMISSIONER



01 = REGISTERED VOTERS - TOTAL	TOTAL	PERCENT	WITH 4 OF 4 PRECINCTS REPORTING	03 = VOTER TURNOUT - TOTAL	TOTAL	PERCENT
02 = BALLOTS CAST - TOTAL	3,333				26.58	
	886					
	01	02	03			
1905 NOR5	647	121	18.70			
1906 NOR6	956	202	21.13			
1907 NOR7	738	210	28.46			
1929 NOR29	992	353	35.58			

			VOTES	PERCENT	WITH 4 OF 4 PRECINCTS REPORTING	VOTES	PERCENT
MAYOR NORTHWOODS							
(Vote for ) 1							
01 = EVERETT R. THOMAS			532	61.15			
02 = MARVALDA JONES			337	38.74	03 = INVALID WRITE-IN	1	.11
	01	02	03				
1905 NOR5	60	58	0				
1906 NOR6	143	54	0				
1907 NOR7	143	61	1				
1929 NOR29	186	164	0				

			VOTES	PERCENT	WITH 4 OF 4 PRECINCTS REPORTING	VOTES	PERCENT
COLLECTOR NORTHWOODS							
(Vote for ) 1							
01 = LENO HOLMES			704	99.58			
02 = INVALID WRITE-IN			3	.42			
	01	02					
1905 NOR5	92	0					
1906 NOR6	152	2					
1907 NOR7	170	1					
1929 NOR29	290	0					

			VOTES	PERCENT	WITH 1 OF 1 PRECINCTS REPORTING	VOTES	PERCENT
ALDERPERSON NORTHWOODS WARD 1							
(Vote for ) 1							
01 = THORNTON L. BALLARD			144	43.90			
02 = MAGGIE M. STRONG			184	56.10	03 = INVALID WRITE-IN	0	
	01	02	03				
1929 NOR29	144	184	0				

			VOTES	PERCENT	WITH 1 OF 1 PRECINCTS REPORTING	VOTES	PERCENT
ALDERPERSON NORTHWOODS WARD 2							
(Vote for ) 1							
01 = ERROL S. BUSH			158	98.75			
02 = INVALID WRITE-IN			2	1.25			
	01	02					
1907 NOR7	158	2					

			VOTES	PERCENT	WITH 1 OF 1 PRECINCTS REPORTING	VOTES	PERCENT
ALDERPERSON NORTHWOODS WARD 3							
(Vote for ) 1							
01 = DAVID L. TOLLIVER			165	98.80			
02 = INVALID WRITE-IN			2	1.20			
	01	02					
1906 NOR6	165	2					

			VOTES	PERCENT	WITH 1 OF 1 PRECINCTS REPORTING	VOTES	PERCENT
ALDERPERSON NORTHWOODS WARD 4							
(Vote for ) 1							
01 = TERRANCE McCAIN			24	22.43			
02 = F. BAIN			83	77.57	03 = INVALID WRITE-IN	0	
	01	02	03				
1905 NOR5	24	83	0				

WE, THE BOARD OF ELECTION COMMISSIONERS OF ST. LOUIS COUNTY, MISSOURI, ACTING AS THE VERIFICATION BOARD PURSUANT TO 115.507, R.S. MO 1978, HEREBY CERTIFY THE FOREGOING TO BE A TRUE AND CORRECT ABSTRACT OF VOTES CAST FOR THE CANDIDATES AND ISSUES AT THE GENERAL MUNICIPAL ELECTION HELD IN ST. LOUIS COUNTY, MISSOURI, ON APRIL 5, 2011. IN TESTIMONY WHEREOF, WE HAVE HEREUNTO SET OUR HAND AT OUR OFFICE IN MAPLEWOOD, ST. LOUIS COUNTY, MISSOURI, ON APRIL 19, 2011.

*Richard H. Kellett*  
RICHARD H. KELLETT, CHAIRMAN

*Julie R. Jones*  
JULIE R. JONES, SECRETARY

*Anita T. Yeckel*  
ANITA T. YECKEL, COMMISSIONER

*Ann Pluemmer*  
ANN PLUEMER, COMMISSIONER





TOWN OF NORWOOD COURT

GENERAL MUNICIPAL ELECTION  
ST. LOUIS COUNTY, MISSOURI  
TUESDAY, APRIL 5, 2011

OFFICIAL FINAL RESULTS

01 = REGISTERED VOTERS - TOTAL  
02 = BALLOTS CAST - TOTAL

TOTAL PERCENT  
476  
28

WITH 1 OF 1 PRECINCTS REPORTING

03 = VOTER TURNOUT - TOTAL

TOTAL PERCENT  
5.88

1936 NOR36

-----  
01 02 03  
-----  
476 . 28 5.88  
-----

TRUSTEE NORWOOD COURT

VOTES PERCENT

WITH 1 OF 1 PRECINCTS REPORTING

VOTES PERCENT

(Vote for ) 3  
01 = GENE A. SMITH  
02 = EMMIT R. STEWART

23 40.35  
17 29.82

03 = MARSHALL GUYTON  
04 = INVALID WRITE-IN

16 28.07  
1 1.75

1936 NOR36

-----  
01 02 03 04  
-----  
23 17 16 1  
-----

WE, THE BOARD OF ELECTION COMMISSIONERS OF ST. LOUIS COUNTY, MISSOURI, ACTING AS THE VERIFICATION BOARD PURSUANT TO 115.507, R.S. MO 1978, HEREBY CERTIFY THE FOREGOING TO BE A TRUE AND CORRECT ABSTRACT OF VOTES CAST FOR THE CANDIDATES AND ISSUES AT THE GENERAL MUNICIPAL ELECTION HELD IN ST. LOUIS COUNTY, MISSOURI, ON APRIL 5, 2011. IN TESTIMONY WHEREOF, WE HAVE HEREUNTO SET OUR HAND AT OUR OFFICE IN MAPLEWOOD, ST. LOUIS COUNTY, MISSOURI, ON APRIL 19, 2011.

  
RICHARD H. KELLETT, CHAIRMAN

  
JULIE R. JONES, SECRETARY

  
ANITA T. YECKEL, COMMISSIONER

  
ANN PLUEMER, COMMISSIONER

01 = REGISTERED VOTERS - TOTAL  
02 = BALLOTS CAST - TOTAL

TOTAL PERCENT  
923  
164

WITH 2 OF 2 PRECINCTS REPORTING

03 = VOTER TURNOUT - TOTAL

TOTAL PERCENT  
17.77

	01	02	03
0228 BON28	464	93	20.04
0229 BON29	459	71	15.47

VOTES PERCENT

WITH 2 OF 2 PRECINCTS REPORTING

MAYOR OAKLAND  
(Vote for ) 1  
01 = PAUL MARTI  
02 = INVALID WRITE-IN

141 98.60  
2 1.40

	01	02
0228 BON28	81	1
0229 BON29	60	1

VOTES PERCENT

WITH 1 OF 1 PRECINCTS REPORTING

ALDERPERSON OAKLAND WARD 1  
(Vote for ) 1  
01 = TOM STEUBY  
02 = INVALID WRITE-IN

79 100.00  
0

	01	02
0228 BON28	79	0

VOTES PERCENT

WITH 1 OF 1 PRECINCTS REPORTING

ALDERPERSON OAKLAND WARD 2  
(Vote for ) 1  
01 = CHRISTOPHER GRAVILLE  
02 = INVALID WRITE-IN

55 100.00  
0

	01	02
0229 BON29	55	0

WE, THE BOARD OF ELECTION COMMISSIONERS OF ST. LOUIS COUNTY, MISSOURI, ACTING AS THE VERIFICATION BOARD PURSUANT TO 115.507, R.S.MO 1978, HEREBY CERTIFY THE FOREGOING TO BE A TRUE AND CORRECT ABSTRACT OF VOTES CAST FOR THE CANDIDATES AND ISSUES AT THE GENERAL MUNICIPAL ELECTION HELD IN ST. LOUIS COUNTY, MISSOURI, ON APRIL 5, 2011. IN TESTIMONY WHEREOF, WE HAVE HEREUNTO SET OUR HAND AT OUR OFFICE IN MAPLEWOOD, ST. LOUIS COUNTY, MISSOURI, ON APRIL 19, 2011.

*Richard H. Kellett*  
RICHARD H. KELLETT, CHAIRMAN

*Julie R. Jones*  
JULIE R. JONES, SECRETARY

*Anita T. Yeckel*  
ANITA T. YECKEL, COMMISSIONER

*f. Pluemmer*  
ANN PLUEMER, COMMISSIONER

01 = REGISTERED VOTERS - TOTAL		TOTAL	PERCENT	WITH 4 OF 4 PRECINCTS REPORTING		TOTAL	PERCENT
02 = BALLOTS CAST - TOTAL		5,609					19.33
		1,084					
		01	02	03			
0312 CC12,13,15,19,22,27,40+		1661	347	20.89			
0320 CC20,46,65		1656	289	17.45			
0321 CC21,28,29,34,39,48,60+		2134	436	20.43			
0363 CC63,64		158	12	7.59			

				WITH 4 OF 4 PRECINCTS REPORTING		
COUNCIL MEMBER OLIVETTE		VOTES	PERCENT		VOTES	PERCENT
(Vote for ) 2						
01 = LEIF HAUSER		809	50.98			
02 = PABLO FLINN		732	46.12	03 = INVALID WRITE-IN	46	2.90
		01	02	03		
0312 CC12,13,15,19,22,27,40+		257	226	14		
0320 CC20,46,65		197	219	9		
0321 CC21,28,29,34,39,48,60+		349	281	21		
0363 CC63,64		6	6	2		

WE, THE BOARD OF ELECTION COMMISSIONERS OF ST. LOUIS COUNTY, MISSOURI, ACTING AS THE VERIFICATION BOARD PURSUANT TO 115.507,R.S.Mo 1978, HEREBY CERTIFY THE FOREGOING TO BE A TRUE AND CORRECT ABSTRACT OF VOTES CAST FOR THE CANDIDATES AND ISSUES AT THE GENERAL MUNICIPAL ELECTION HELD IN ST. LOUIS COUNTY, MISSOURI, ON APRIL 5, 2011. IN TESTIMONY WHEREOF, WE HAVE HEREUNTO SET OUR HAND AT OUR OFFICE IN MAPLEWOOD, ST. LOUIS COUNTY, MISSOURI, ON APRIL 19, 2011.

Richard H. Kellett      Julie R. Jones      Anita Yeckel      f. Pluemmer  
 RICHARD H. KELLETT, CHAIRMAN      JULIE R. JONES, SECRETARY      ANITA T. YECKEL, COMMISSIONER      ANN PLUEMER, COMMISSIONER

	TOTAL	PERCENT	03 = VOTER TURNOUT - TOTAL	TOTAL	PERCENT
01 = REGISTERED VOTERS - TOTAL	10,199				
02 = BALLOTS CAST - TOTAL	1,507				14.78
	01	02	03		
1702 MID2,3,45	1485	340	22.90		
1704 MID4,48	924	84	9.09		
1705 MID5,54,59 CC26	1392	133	9.55		
1706 MID6,11	578	63	10.90		
1708 MID8	433	51	11.78		
1709 MID9	870	139	15.98		
1712 MID12	1399	180	12.87		
1713 MID13,14	1282	243	18.95		
1731 MID31	1	0	.00		
1743 MID43	789	142	18.00		
1752 MID52	536	78	14.55		
1753 MID53,58	510	54	10.59		

			WITH 3 OF 3 PRECINCTS REPORTING			
	VOTES	PERCENT				
COUNCIL MEMBER OVERLAND WARD 1						
(Vote for ) 1						
01 = PHIL PAUL	231	93.52				
02 = INVALID WRITE-IN	16	6.48				
	01	02				
1706 MID6,11	50	5				
1712 MID12	133	11				
1753 MID53,58	48	0				

			WITH 3 OF 3 PRECINCTS REPORTING		VOTES PERCENT	
	VOTES	PERCENT			VOTES	PERCENT
COUNCIL MEMBER OVERLAND WARD 2						
(Vote for ) 1						
01 = VERNON JAY FETSCH	353	61.61				
02 = JANET L. DIETRICH	216	37.70	03 = INVALID WRITE-IN		4	.70
	01	02	03			
1702 MID2,3,45	195	135	2			
1713 MID13,14	158	81	2			
1731 MID31	0	0	0			

			WITH 2 OF 2 PRECINCTS REPORTING			
	VOTES	PERCENT				
COUNCIL MEMBER OVERLAND WARD 3						
(Vote for ) 1						
01 = PEGGY KELLER	170	97.70				
02 = INVALID WRITE-IN	4	2.30				
	01	02				
1704 MID4,48	66	1				
1705 MID5,54,59 CC26	104	3				

			WITH 4 OF 4 PRECINCTS REPORTING		VOTES PERCENT	
	VOTES	PERCENT			VOTES	PERCENT
COUNCIL MEMBER OVERLAND WARD 4						
(Vote for ) 1						
01 = TIM JONES	295	75.45	03 = INVALID WRITE-IN		2	.51
02 = CRAIG HANDLEY	94	24.04				
	01	02	03			
1708 MID8	38	10	0			
1709 MID9	94	37	1			
1743 MID43	111	26	0			
1752 MID52	52	21	1			

WE, THE BOARD OF ELECTION COMMISSIONERS OF ST. LOUIS COUNTY, MISSOURI, ACTING AS THE VERIFICATION BOARD PURSUANT TO 115.507,R.S.Mo 1978, HEREBY CERTIFY THE FOREGOING TO BE A TRUE AND CORRECT ABSTRACT OF VOTES CAST FOR THE CANDIDATES AND ISSUES AT THE GENERAL MUNICIPAL ELECTION HELD IN ST. LOUIS COUNTY, MISSOURI, ON APRIL 5, 2011. IN TESTIMONY WHEREOF, WE HAVE HEREUNTO SET OUR HAND AT OUR OFFICE IN MAPLEWOOD, ST. LOUIS COUNTY, MISSOURI, ON APRIL 19, 2011.

*Richard H. Kellett*      *Julie R. Jones*      *Anita T. Yeckel*      *f. Pluemmer*  
 RICHARD H. KELLETT, CHAIRMAN      JULIE R. JONES, SECRETARY      ANITA T. YECKEL, COMMISSIONER      ANN PLUEMER, COMMISSIONER

01 = REGISTERED VOTERS - TOTAL  
02 = BALLOTS CAST - TOTAL

TOTAL PERCENT  
8  
5

WITH 1 OF 1 PRECINCTS REPORTING

03 = VOTER TURNOUT - TOTAL

TOTAL PERCENT  
62.50

01	02	03
8	5	62.50

1516 MER16

ALDERMAN PACIFIC WARD 1  
(Vote for ) 1  
01 = STEPHEN FLANNERY, III  
02 = MIKE BATES

VOTES PERCENT  
3 60.00  
2 40.00

WITH 1 OF 1 PRECINCTS REPORTING

03 = INVALID WRITE-IN

VOTES PERCENT  
0

01	02	03
3	2	0

1516 MER16

WE, THE BOARD OF ELECTION COMMISSIONERS OF ST. LOUIS COUNTY, MISSOURI, ACTING AS THE VERIFICATION BOARD PURSUANT TO 115.507, R.S. MO 1978, HEREBY CERTIFY THE FOREGOING TO BE A TRUE AND CORRECT ABSTRACT OF VOTES CAST FOR THE CANDIDATES AND ISSUES AT THE GENERAL MUNICIPAL ELECTION HELD IN ST. LOUIS COUNTY, MISSOURI, ON APRIL 5, 2011. IN TESTIMONY WHEREOF, WE HAVE HEREUNTO SET OUR HAND AT OUR OFFICE IN MAPLEWOOD, ST. LOUIS COUNTY, MISSOURI, ON APRIL 19, 2011.

*Richard H. Kellett*  
RICHARD H. KELLETT, CHAIRMAN

*Julie R. Jones*  
JULIE R. JONES, SECRETARY

*Anita T. Yeckel*  
ANITA T. YECKEL, COMMISSIONER

*Ann Pluemer*  
ANN PLUEMER, COMMISSIONER

PACIFIC FIRE DISTRICT

GENERAL MUNICIPAL ELECTION  
ST. LOUIS COUNTY, MISSOURI  
TUESDAY, APRIL 5, 2011

OFFICIAL FINAL RESULTS

01 = REGISTERED VOTERS - TOTAL  
02 = BALLOTS CAST - TOTAL

TOTAL PERCENT  
8 5

WITH 1 OF 1 PRECINCTS REPORTING

03 = VOTER TURNOUT - TOTAL

TOTAL PERCENT  
62.50

01	02	03
8	5	62.50

1516 MER16

DIRECTOR PACIFIC FIRE DISTRICT

VOTES PERCENT

WITH 1 OF 1 PRECINCTS REPORTING

VOTES PERCENT

(Vote for ) 1  
01 = KEN QUENNOZ, SR.  
02 = JOHN C. DAVIS  
03 = LARRY MUELLER

4 100.00  
0  
0

04 = CHRIS WYMER  
05 = INVALID WRITE-IN

0  
0

01	02	03	04	05
4	0	0	0	0

1516 MER16

WE, THE BOARD OF ELECTION COMMISSIONERS OF ST. LOUIS COUNTY, MISSOURI, ACTING AS THE VERIFICATION BOARD PURSUANT TO 115.507, R.S. MO 1978, HEREBY CERTIFY THE FOREGOING TO BE A TRUE AND CORRECT ABSTRACT OF VOTES CAST FOR THE CANDIDATES AND ISSUES AT THE GENERAL MUNICIPAL ELECTION HELD IN ST. LOUIS COUNTY, MISSOURI, ON APRIL 5, 2011. IN TESTIMONY WHEREOF, WE HAVE HEREUNTO SET OUR HAND AT OUR OFFICE IN MAPLEWOOD, ST. LOUIS COUNTY, MISSOURI, ON APRIL 19, 2011.

*Richard H. Kellett*  
RICHARD H. KELLETT, CHAIRMAN

*Julie R. Jones*  
JULIE R. JONES, SECRETARY

*Anita Yeckel*  
ANITA T. YECKEL, COMMISSIONER

*f Pluemer*  
ANN PLUEMER, COMMISSIONER

PARKWAY SCHOOL DISTRICT

GENERAL MUNICIPAL ELECTION  
ST. LOUIS COUNTY, MISSOURI  
TUESDAY, APRIL 5, 2011

OFFICIAL FINAL RESULTS

WITH 126 OF 126 PRECINCTS REPORTING

01 = REGISTERED VOTERS - TOTAL  
02 = BALLOTS CAST - TOTAL

TOTAL  
101,276  
15,801

03 = VOTER TURNOUT - TOTAL

TOTAL  
PERCENT  
15.60

	01	02	03
0301 CC1	1217	188	15.45
0302 CC2,7 MHT13,43	1510	193	12.78
0303 CC3,5	999	115	11.51
0304 CC4	265	10	3.77
0306 CC6,52	1143	160	14.00
0309 CC9,10	252	56	22.22
0311 CC11,16 MR65	1858	345	18.57
0314 CC14,24,51 MR10	1795	298	16.60
0332 CC32,56	50	11	22.00
0335 CC35,50	1615	203	12.57
0345 CC45	46	7	15.22
0349 CC49	602	125	20.76
0359 CC59	174	22	12.64
0412 CHE12	422	98	23.22
0419 CHE19	788	157	19.92
0422 CHE22,45 LAF12	1789	318	17.78
0423 CHE23,48	1090	279	25.60
0431 CHE31 LAF26	165	37	22.42
0442 CHE42,44 LAF30	1730	423	24.45
0446 CHE46	1886	399	21.16
0452 CHE52	13	1	7.69
1201 LAF1	343	82	23.91
1202 LAF2	1386	284	20.49
1203 LAF3	136	20	14.71
1204 LAF4,15	1290	209	16.20
1205 LAF5	1346	197	14.64
1206 LAF6	1172	189	16.13
1208 LAF8	845	197	23.31
1209 LAF9,10	980	270	27.55
1211 LAF11	590	64	10.85
1214 LAF14	720	136	18.89
1216 LAF16	554	80	14.44
1217 LAF17	392	75	19.13
1218 LAF18,20	1100	244	22.18
1225 LAF25,36	462	99	21.43
1227 LAF27	1307	232	17.75
1228 LAF28	875	161	18.40
1229 LAF29	1024	252	24.61
1231 LAF31	887	225	25.37
1232 LAF32 CHE32	1001	238	23.78
1233 LAF33	1048	202	19.27
1234 LAF34	59	17	28.81
1235 LAF35	194	53	27.32
1529 MER29 QUE19	1367	106	7.75
1547 MER47	460	26	5.65
1601 MHT1,4,5	1365	277	20.29
1602 MHT2,26	1345	322	23.94
1603 MHT3,24 MR27,79	1586	339	21.37
1606 MHT6,14,49	1678	180	10.73
1607 MHT7,39 MR52	1096	189	17.24
1608 MHT8,28	578	105	18.17
1609 MHT9	1321	254	19.23
1610 MHT10,21,25,33,47	1675	196	11.70
1611 MHT11	769	97	12.61
1617 MHT17,46	504	27	5.36
1619 MHT19,27	1542	313	20.30
1620 MHT20,36,48	1691	187	11.06
1623 MHT23	932	146	15.67
1629 MHT29,32,41 CC8	1197	35	2.92
1630 MHT30,45 CHE47	160	24	15.00
1631 MHT31,40	396	59	14.90
1634 MHT34	1615	249	15.42
1635 MHT35 MR78	1119	113	10.10
1637 MHT37	3	2	66.67
1638 MHT38,42	964	112	11.62
1644 MHT44	196	9	4.59
1801 MR1,5	1009	130	12.88
1802 MR2	142	28	19.72
1803 MR3,67	872	61	7.00
1804 MR4,60,80	953	100	10.49
1807 MR7,45	664	65	9.79
1808 MR8,12,15,41,62 QUE6,15	1360	155	11.40
1816 MR16,47	948	199	20.99
1817 MR17	147	10	6.80
1818 MR18,64	687	129	18.78
1823 MR23,53	869	185	21.29
1824 MR24	93	15	16.13
1825 MR25,31,61	1246	279	22.39
1826 MR26	1119	130	11.62
1828 MR28,32 BON30	973	116	11.92
1829 MR29	801	135	16.85
1830 MR30	511	101	19.77
1833 MR33,54	511	54	10.57
1835 MR35,50	1100	80	7.27
1839 MR39	683	74	10.83
1843 MR43,59	438	36	8.22
1844 MR44	678	79	11.65
1848 MR48	494	61	12.35
1855 MR55	234	70	29.91
1858 MR58	138	22	15.94
1863 MR63,66	722	82	11.36
1871 MR71,74	150	18	12.00
1875 MR75	190	35	18.42
1877 MR77	336	38	11.31
2301 QUE1,5	1433	107	7.47
2302 QUE2,14,22	1408	245	17.40

2303	QUE3	138	.	10	7.25
2304	QUE4	454	.	130	28.63
2307	QUE7	772	.	90	11.66
2308	QUE8	304	.	36	11.84
2309	QUE9 MR36	2115	.	227	10.73
2310	QUE10	398	.	114	28.64
2313	QUE13	160	.	13	8.13
2316	QUE16	452	.	86	19.03
2318	QUE18	883	.	198	22.42
2320	QUE20	387	.	57	14.73
2321	QUE21	74	.	3	4.05
2323	QUE23	871	.	173	19.86
2324	QUE24,41,47	1197	.	122	10.19
2326	QUE26 WH49	438	.	54	12.33
2327	QUE27 WH50	284	.	30	10.56
2329	QUE29	1450	.	252	17.38
2330	QUE30	135	.	35	25.93
2331	QUE31	719	.	83	11.54
2333	QUE33	410	.	52	12.68
2337	QUE37	1256	.	60	4.78
2343	QUE43	923	.	71	7.69
2344	QUE44	1023	.	182	17.79
2345	QUE45	1176	.	144	12.24
2349	QUE49	243	.	15	6.17
2801	WH1 QUE12	545	.	44	8.07
2806	WH6	359	.	33	9.19
2811	WH11	1061	.	110	10.37
2815	WH15	584	.	104	17.81
2824	WH24	544	.	63	11.58
2833	WH33	333	.	33	9.91

=====

		VOTES	PERCENT	WITH 126 OF 126 PRECINCTS REPORTING		VOTES	PERCENT
DIRECTOR PARKWAY SCHOOL DISTRICT							
(Vote for ) 3							
01	= DEE A. MOGERMAN	8,167	25.86				
02	= BRUCE MAJOR	7,998	25.32	04	= PATRICIA ADAIR	7,042	22.30
03	= CHRIS JACOB	8,241	26.09	05	= INVALID WRITE-IN	134	.42

	01	02	03	04	05	
0301	CC1	131	78	95	77	2
0302	CC2,7 MHT13,43	101	98	107	101	1
0303	CC3,5	78	50	62	49	0
0304	CC4	6	7	3	4	0
0306	CC6,52	111	84	91	81	1
0309	CC9,10	31	21	24	14	3
0311	CC11,16 MR65	203	137	170	132	4
0314	CC14,24,51 MR10	181	133	152	118	1
0332	CC32,56	6	4	2	4	0
0335	CC35,50	129	90	102	71	7
0345	CC45	3	5	5	2	0
0349	CC49	60	71	67	50	0
0359	CC59	13	11	7	9	0
0412	CHE12	42	48	35	35	0
0419	CHE19	86	88	73	50	0
0422	CHE22,45 LAF12	127	150	132	124	4
0423	CHE23,48	134	139	121	121	0
0431	CHE31 LAF26	17	20	21	20	0
0442	CHE42,44 LAF30	205	218	215	185	0
0446	CHE46	197	207	198	144	1
0452	CHE52	1	1	1	0	0
1201	LAF1	37	37	42	33	3
1202	LAF2	146	135	173	130	6
1203	LAF3	7	12	7	7	0
1204	LAF4,15	100	113	122	110	4
1205	LAF5	97	108	129	111	0
1206	LAF6	88	98	84	73	1
1208	LAF8	98	111	96	84	0
1209	LAF9,10	114	138	122	102	0
1211	LAF11	37	34	38	25	0
1214	LAF14	72	72	64	64	0
1216	LAF16	39	36	49	38	1
1217	LAF17	33	33	53	34	0
1218	LAF18,20	124	131	129	106	0
1225	LAF25,36	50	61	47	43	0
1227	LAF27	136	115	127	109	2
1228	LAF28	72	76	72	59	0
1229	LAF29	107	134	113	113	0
1231	LAF31	114	128	114	97	0
1232	LAF32 CHE32	99	109	117	96	0
1233	LAF33	92	104	118	88	6
1234	LAF34	9	5	4	6	0
1235	LAF35	28	29	32	27	0
1529	MER29 QUE19	54	73	60	46	3
1547	MER47	14	17	15	13	0
1601	MHT1,4,5	149	160	162	117	4
1602	MHT2,26	181	182	180	120	4
1603	MHT3,24 MR27,79	186	177	178	130	3
1606	MHT6,14,49	106	78	87	85	2
1607	MHT7,39 MR52	103	97	90	78	0
1608	MHT8,28	63	51	66	62	0
1609	MHT9	155	118	127	118	1
1610	MHT10,21,25,33,47	109	95	107	92	5
1611	MHT11	59	50	60	41	0
1617	MHT17,46	13	14	14	15	1
1619	MHT19,27	162	159	152	119	2
1620	MHT20,36,48	115	72	91	98	3
1623	MHT23	82	65	75	58	10
1629	MHT29,32,41 CC8	18	13	16	21	0
1630	MHT30,45 CHE47	18	18	17	10	0
1631	MHT31,40	33	31	34	30	0
1634	MHT34	137	121	149	122	1
1635	MHT35 MR78	68	64	68	57	3
1637	MHT37	0	2	0	0	0



1638	MHT38,42	73	65	62	55	2
1644	MHT44	4	3	5	5	0
1801	MR1,5	62	67	65	67	1
1802	MR2	20	14	11	13	0
1803	MR3,67	29	34	34	30	0
1804	MR4,60,80	51	64	67	54	1
1807	MR7,45	26	39	29	31	2
1808	MR8,12,15,41,62 QUE6,15	66	75	83	86	1
1816	MR16,47	127	83	86	71	1
1817	MR17	5	2	4	5	0
1818	MR18,64	52	58	49	54	0
1823	MR23,53	108	100	78	77	1
1824	MR24	8	10	11	9	0
1825	MR25,31,61	115	127	118	119	4
1826	MR26	60	67	80	62	2
1828	MR28,32 BON30	58	60	70	58	1
1829	MR29	64	64	72	60	0
1830	MR30	50	43	61	47	0
1833	MR33,54	29	22	28	25	0
1835	MR35,50	39	44	49	43	0
1839	MR39	35	33	41	27	2
1843	MR43,59	18	16	16	20	0
1844	MR44	43	43	43	29	2
1848	MR48	26	30	36	25	3
1855	MR55	31	35	23	26	0
1858	MR58	10	11	12	5	0
1863	MR63,66	41	40	40	39	0
1871	MR71,74	12	9	10	8	0
1875	MR75	18	12	13	15	0
1877	MR77	23	15	19	15	0
2301	QUE1,5	49	53	62	46	0
2302	QUE2,14,22	102	138	126	118	4
2303	QUE3	8	7	8	5	0
2304	QUE4	77	62	54	67	0
2307	QUE7	52	40	47	51	1
2308	QUE8	20	21	25	16	0
2309	QUE9 MR36	107	131	136	118	0
2310	QUE10	49	42	55	51	1
2313	QUE13	6	7	5	5	2
2316	QUE16	44	48	50	44	0
2318	QUE18	104	109	112	111	0
2320	QUE20	29	29	32	16	0
2321	QUE21	3	2	1	3	0
2323	QUE23	95	88	85	82	0
2324	QUE24,41,47	64	59	74	69	0
2326	QUE26 WH49	24	23	30	27	0
2327	QUE27 WH50	16	17	14	16	1
2329	QUE29	139	138	147	120	4
2330	QUE30	14	12	21	16	0
2331	QUE31	35	56	51	52	3
2333	QUE33	19	31	28	31	0
2337	QUE37	29	34	39	34	0
2343	QUE43	31	44	47	36	1
2344	QUE44	89	83	85	97	3
2345	QUE45	88	82	86	70	0
2349	QUE49	6	4	8	7	0
2801	WH1 QUE12	23	28	25	19	0
2806	WH6	17	20	22	16	2
2811	WH11	50	58	66	62	0
2815	WH15	44	49	43	39	0
2824	WH24	28	42	41	27	0
2833	WH33	17	20	18	13	0

=====

WE, THE BOARD OF ELECTION COMMISSIONERS OF ST. LOUIS COUNTY, MISSOURI, ACTING AS THE VERIFICATION BOARD PURSUANT TO 115.507,R.S.Mo 1978, HEREBY CERTIFY THE FOREGOING TO BE A TRUE AND CORRECT ABSTRACT OF VOTES CAST FOR THE CANDIDATES AND ISSUES AT THE GENERAL MUNICIPAL ELECTION HELD IN ST. LOUIS COUNTY, MISSOURI, ON APRIL 5, 2011. IN TESTIMONY WHEREOF, WE HAVE HEREUNTO SET OUR HAND AT OUR OFFICE IN MAPLEWOOD, ST. LOUIS COUNTY, MISSOURI, ON APRIL 19, 2011.

  
 RICHARD H. KELLETT, CHAIRMAN

  
 JULIE R. JONES, SECRETARY

  
 ANITA T. YECKEL, COMMISSIONER

  
 ANN PLUEMER, COMMISSIONER

01 = REGISTERED VOTERS - TOTAL  
02 = BALLOTS CAST - TOTAL

TOTAL PERCENT  
791  
414

WITH 2 OF 2 PRECINCTS REPORTING

03 = VOTER TURNOUT - TOTAL

TOTAL PERCENT  
52.34

	01	02	03
1911 NOR11	384	226	58.85
1942 NOR42	407	188	46.19

				WITH 2 OF 2 PRECINCTS REPORTING			
				VOTES	PERCENT	VOTES	PERCENT
MAYOR PASADENA HILLS (Vote for ) 1							
01 = JIM McLAUGHLIN				160	39.02		
02 = SCOTT LIVINGSTON				250	60.98		
						03 = INVALID WRITE-IN	0
	01	02	03				
1911 NOR11	97	128	0				
1942 NOR42	63	122	0				

				WITH 1 OF 1 PRECINCTS REPORTING			
				VOTES	PERCENT	VOTES	PERCENT
ALDERPERSON PASADENA HILLS WARD 1 (Vote for ) 1							
01 = KRIS BOEVINGLOH				61	32.45		
02 = GERRI CLIFTON				127	67.55		
						03 = INVALID WRITE-IN	0
	01	02	03				
1942 NOR42	61	127	0				

				WITH 1 OF 1 PRECINCTS REPORTING			
				VOTES	PERCENT	VOTES	PERCENT
ALDERPERSON PASADENA HILLS WARD 2 (Vote for ) 1							
01 = SUSAN R. PRESS				143	66.20		
02 = JOHN THOMPSON				71	32.87		
						03 = INVALID WRITE-IN	2 .93
	01	02	03				
1911 NOR11	143	71	2				

				WITH 1 OF 1 PRECINCTS REPORTING			
				VOTES	PERCENT	VOTES	PERCENT
ALDERPERSON PASADENA HILLS WARD 2 (UNEXPIRED TERM) (Vote for ) 1							
01 = ROBERT (BOB) BAHAN				160	95.81		
02 = INVALID WRITE-IN				7	4.19		
	01	02	03				
1911 NOR11	160	7					

WE, THE BOARD OF ELECTION COMMISSIONERS OF ST. LOUIS COUNTY, MISSOURI, ACTING AS THE VERIFICATION BOARD PURSUANT TO 115.507, R.S. MO 1978, HEREBY CERTIFY THE FOREGOING TO BE A TRUE AND CORRECT ABSTRACT OF VOTES CAST FOR THE CANDIDATES AND ISSUES AT THE GENERAL MUNICIPAL ELECTION HELD IN ST. LOUIS COUNTY, MISSOURI, ON APRIL 5, 2011. IN TESTIMONY WHEREOF, WE HAVE HEREUNTO SET OUR HAND AT OUR OFFICE IN MAPLEWOOD, ST. LOUIS COUNTY, MISSOURI, ON APRIL 19, 2011.

*Richard H. Kellett*  
RICHARD H. KELLETT, CHAIRMAN

*Julie R. Jones*  
JULIE R. JONES, SECRETARY

*Anita Yeckel*  
ANITA T. YECKEL, COMMISSIONER

*f. Pluemer*  
ANN PLUEMER, COMMISSIONER

01 = REGISTERED VOTERS - TOTAL  
02 = BALLOTS CAST - TOTAL

TOTAL PERCENT  
376  
110

WITH 1 OF 1 PRECINCTS REPORTING

03 = VOTER TURNOUT - TOTAL

TOTAL PERCENT  
29.26

1939 NOR39

-----  
01 02 03  
-----  
376 . 110 29.26  
-----

WITH 1 OF 1 PRECINCTS REPORTING

TRUSTEE PASADENA PARK  
(Vote for ) 3  
01 = TIMOTHY J. BRITT  
02 = ALICE CANAVAN

VOTES PERCENT  
88 34.24  
83 32.30

03 = CAROLYN D. YOUNG  
04 = INVALID WRITE-IN

VOTES PERCENT  
85 33.07  
1 .39

1939 NOR39

-----  
01 02 03 04  
-----  
88 83 85 1  
-----

WE, THE BOARD OF ELECTION COMMISSIONERS OF ST. LOUIS COUNTY, MISSOURI, ACTING AS THE VERIFICATION BOARD PURSUANT TO 115.507, R.S. MO 1978, HEREBY CERTIFY THE FOREGOING TO BE A TRUE AND CORRECT ABSTRACT OF VOTES CAST FOR THE CANDIDATES AND ISSUES AT THE GENERAL MUNICIPAL ELECTION HELD IN ST. LOUIS COUNTY, MISSOURI, ON APRIL 5, 2011. IN TESTIMONY WHEREOF, WE HAVE HEREUNTO SET OUR HAND AT OUR OFFICE IN MAPLEWOOD, ST. LOUIS COUNTY, MISSOURI, ON APRIL 19, 2011.

*Richard H. Kellett*  
RICHARD H. KELLETT, CHAIRMAN

*Julie R. Jones*  
JULIE R. JONES, SECRETARY

*Anita Yeckel*  
ANITA T. YECKEL, COMMISSIONER

*f Pluemer*  
ANN PLUEMER, COMMISSIONER

01 = REGISTERED VOTERS - TOTAL	TOTAL	PERCENT	WITH 4 OF 4 PRECINCTS REPORTING	TOTAL	PERCENT
02 = BALLOTS CAST - TOTAL	2,537	456	03 = VOTER TURNOUT - TOTAL	17.97	
	01	02	03		
1901 NOR1	642	102	15.89		
1902 NOR2	701	94	13.41		
1903 NOR3	577	146	25.30		
2721 UNV21	617	114	18.48		

			WITH 1 OF 1 PRECINCTS REPORTING		
ALDERPERSON PINE LAWN WARD 1	VOTES	PERCENT		VOTES	PERCENT
(Vote for ) 1					
01 = JAMES C. BROOKS	63	55.75			
02 = ROSE E. GRIFFIN	50	44.25	03 = INVALID WRITE-IN	0	
	01	02	03		
2721 UNV21	63	50	0		

			WITH 1 OF 1 PRECINCTS REPORTING		
ALDERPERSON PINE LAWN WARD 2	VOTES	PERCENT		VOTES	PERCENT
(Vote for ) 1					
01 = WILLIE BEAL	69	69.70			
02 = ROSALYN HALK	29	29.29	03 = INVALID WRITE-IN	1	1.01
	01	02	03		
1901 NOR1	69	29	1		

			WITH 1 OF 1 PRECINCTS REPORTING		
ALDERPERSON PINE LAWN WARD 3	VOTES	PERCENT		VOTES	PERCENT
(Vote for ) 1					
01 = JIMMIE MOORE	80	57.97			
02 = MYRA PERKINS	58	42.03	03 = INVALID WRITE-IN	0	
	01	02	03		
1903 NOR3	80	58	0		

			WITH 1 OF 1 PRECINCTS REPORTING		
ALDERPERSON PINE LAWN WARD 4	VOTES	PERCENT		VOTES	PERCENT
(Vote for ) 1					
01 = MARY GRAY	83	96.51			
02 = INVALID WRITE-IN	3	3.49			
	01	02			
1902 NOR2	83	3			

WE, THE BOARD OF ELECTION COMMISSIONERS OF ST. LOUIS COUNTY, MISSOURI, ACTING AS THE VERIFICATION BOARD PURSUANT TO 115.507, R.S. MO 1978, HEREBY CERTIFY THE FOREGOING TO BE A TRUE AND CORRECT ABSTRACT OF VOTES CAST FOR THE CANDIDATES AND ISSUES AT THE GENERAL MUNICIPAL ELECTION HELD IN ST. LOUIS COUNTY, MISSOURI, ON APRIL 5, 2011. IN TESTIMONY WHEREOF, WE HAVE HEREUNTO SET OUR HAND AT OUR OFFICE IN MAPLEWOOD, ST. LOUIS COUNTY, MISSOURI, ON APRIL 19, 2011.

*Richard H. Kellett*  
RICHARD H. KELLETT, CHAIRMAN

*Julie R. Jones*  
JULIE R. JONES, SECRETARY

*Anita T. Yeckel*  
ANITA T. YECKEL, COMMISSIONER

*Ann Pluemer*  
ANN PLUEMER, COMMISSIONER

RITENOUR SCHOOL DISTRICT

GENERAL MUNICIPAL ELECTION  
ST. LOUIS COUNTY, MISSOURI  
TUESDAY, APRIL 5, 2011

OFFICIAL FINAL RESULTS

		TOTAL			PERCENT			WITH 45 OF 45 PRECINCTS REPORTING			TOTAL		PERCENT	
01 = REGISTERED VOTERS - TOTAL		26,333						03 = VOTER TURNOUT - TOTAL			15.38			
02 = BALLOTS CAST - TOTAL		4,049												
		01	02	03										
0101	AP1,3	582	76	13.06										
0102	AP2,53	419	50	11.93										
0105	AP5	609	53	8.70										
0106	AP6,9,13,52	1502	138	9.19										
0107	AP7	230	73	31.74										
0108	AP8,24	1085	201	18.53										
0111	AP11,20	324	76	23.46										
0114	AP14 MID19	481	56	11.64										
0115	AP15	327	24	7.34										
0118	AP18	253	19	7.51										
0121	AP21	70	4	5.71										
0125	AP25	324	44	13.58										
0130	AP30	208	12	5.77										
0139	AP39	499	60	12.02										
0140	AP40 MID56	915	294	32.13										
0148	AP48	104	9	8.65										
0149	AP49	728	238	32.69										
0151	AP51	207	63	30.43										
0325	CC25	404	17	4.21										
1702	MID2,3,45	1485	340	22.90										
1704	MID4,48	924	84	9.09										
1705	MID5,54,59 CC26	1392	133	9.55										
1706	MID6,11	578	63	10.90										
1707	MID7 AP22	587	48	8.18										
1708	MID8	433	51	11.78										
1709	MID9	870	139	15.98										
1712	MID12	1399	180	12.87										
1713	MID13,14	1282	243	18.95										
1715	MID15	500	74	14.80										
1716	MID16,36	426	113	26.53										
1717	MID17,34	1422	189	13.29										
1720	MID20	19	5	26.32										
1721	MID21,41	551	31	5.63										
1722	MID22	685	63	9.20										
1723	MID23	547	155	28.34										
1725	MID25	48	17	35.42										
1727	MID27	335	103	30.75										
1729	MID29,40	248	28	11.29										
1733	MID33,44,61	571	70	12.26										
1737	MID37	9	1	11.11										
1743	MID43	789	142	18.00										
1746	MID46	290	83	28.62										
1747	MID47	626	55	8.79										
1752	MID52	536	78	14.55										
1753	MID53,58	510	54	10.59										

		VOTES			PERCENT			WITH 45 OF 45 PRECINCTS REPORTING			VOTES		PERCENT	
DIRECTOR RITENOUR SCHOOL DISTRICT (Vote for ) 3		2,003			23.22			04 = PAMELA MOORE			1,427		16.54	
01 = TOM DRENNAN		1,845			21.39			05 = MICHAEL AITKEN			1,743		20.21	
02 = RUTH BELL GRECO		1,565			18.14			06 = INVALID WRITE-IN			42		.49	
03 = KATHY KUO														
		01	02	03	04	05	06							
0101	AP1,3	29	37	34	25	31	0							
0102	AP2,53	27	30	22	16	21	0							
0105	AP5	25	18	19	19	34	0							
0106	AP6,9,13,52	59	62	69	63	58	0							
0107	AP7	33	31	25	24	20	0							
0108	AP8,24	84	102	67	74	105	4							
0111	AP11,20	27	34	29	32	30	0							
0114	AP14 MID19	21	23	26	29	22	7							
0115	AP15	14	10	9	13	8	0							
0118	AP18	10	7	6	9	10	0							
0121	AP21	2	1	0	1	2	0							
0125	AP25	25	21	14	14	21	0							
0130	AP30	5	4	4	9	3	0							
0139	AP39	23	19	26	18	40	0							
0140	AP40 MID56	135	139	100	96	145	3							
0148	AP48	6	2	5	4	5	0							
0149	AP49	103	96	98	72	98	1							
0151	AP51	22	20	23	21	12	0							
0325	CC25	7	8	11	10	3	0							
1702	MID2,3,45	193	159	133	107	159	3							
1704	MID4,48	42	47	30	25	36	0							
1705	MID5,54,59 CC26	73	69	47	52	66	0							
1706	MID6,11	32	33	32	22	19	3							
1707	MID7 AP22	20	15	17	16	14	1							
1708	MID8	28	17	21	16	25	1							
1709	MID9	70	69	55	50	63	5							
1712	MID12	118	94	81	62	78	3							
1713	MID13,14	114	101	83	79	89	6							
1715	MID15	49	40	25	22	32	0							
1716	MID16,36	66	52	31	29	42	0							
1717	MID17,34	106	86	77	70	66	4							
1720	MID20	3	1	2	2	3	0							
1721	MID21,41	12	13	13	12	16	0							
1722	MID22	28	26	32	29	24	0							
1723	MID23	67	63	59	50	73	0							
1725	MID25	8	9	8	8	5	0							
1727	MID27	52	45	37	33	50	0							
1729	MID29,40	19	19	9	6	7	0							
1733	MID33,44,61	30	35	31	39	32	0							

1737 MID37	1	0	0	0	0	0
1743 MID43	84	70	67	45	56	0
1746 MID46	35	40	24	28	40	0
1747 MID47	23	27	18	29	22	1
1752 MID52	49	32	25	24	35	0
1753 MID53,58	24	19	21	23	23	0


=====

WE, THE BOARD OF ELECTION COMMISSIONERS OF ST. LOUIS COUNTY, MISSOURI, ACTING AS THE VERIFICATION BOARD PURSUANT TO 115.507, R.S. Mo 1978, HEREBY CERTIFY THE FOREGOING TO BE A TRUE AND CORRECT ABSTRACT OF VOTES CAST FOR THE CANDIDATES AND ISSUES AT THE GENERAL MUNICIPAL ELECTION HELD IN ST. LOUIS COUNTY, MISSOURI, ON APRIL 5, 2011. IN TESTIMONY WHEREOF, WE HAVE HEREUNTO SET OUR HAND AT OUR OFFICE IN MAPLEWOOD, ST. LOUIS COUNTY, MISSOURI, ON APRIL 19, 2011.

  
 RICHARD H. KELLETT, CHAIRMAN

  
 JULIE R. JONES, SECRETARY

  
 ANITA T. YECKEL, COMMISSIONER

  
 ANN PLUEMER, COMMISSIONER

VILLAGE OF RIVERVIEW

GENERAL MUNICIPAL ELECTION  
ST. LOUIS COUNTY, MISSOURI  
TUESDAY, APRIL 5, 2011

OFFICIAL FINAL RESULTS

01 = REGISTERED VOTERS - TOTAL  
02 = BALLOTS CAST - TOTAL

TOTAL PERCENT  
1,542 199

WITH 1 OF 1 PRECINCTS REPORTING

03 = VOTER TURNOUT - TOTAL

TOTAL PERCENT  
12.91

-----  
01 02 03  
-----  
1542 . 199 12.91  
-----

2431 SF31,32

VOTES PERCENT

WITH 1 OF 1 PRECINCTS REPORTING

VOTES PERCENT

TRUSTEE RIVERVIEW  
(Vote for ) 3  
01 = LYNDA FOSTER  
02 = BRUCE STOCKER  
03 = STEVE PARO

04 = HOWARD PIERCE  
05 = MICHAEL K. ELLINGTON  
06 = THEO (TED) BROWN SR (7) W/I VOTES OF

-----  
01 02 03 04 05 06  
-----  
50 144 156 138 49 9  
-----

2431 SF31,32

WE, THE BOARD OF ELECTION COMMISSIONERS OF ST. LOUIS COUNTY, MISSOURI, ACTING AS THE VERIFICATION BOARD PURSUANT TO 115.507, R.S. MO 1978, HEREBY CERTIFY THE FOREGOING TO BE A TRUE AND CORRECT ABSTRACT OF VOTES CAST FOR THE CANDIDATES AND ISSUES AT THE GENERAL MUNICIPAL ELECTION HELD IN ST. LOUIS COUNTY, MISSOURI, ON APRIL 5, 2011. IN TESTIMONY WHEREOF, WE HAVE HEREUNTO SET OUR HAND AT OUR OFFICE IN MAPLEWOOD, ST. LOUIS COUNTY, MISSOURI, ON APRIL 19, 2011.

  
RICHARD H. KELLETT, CHAIRMAN

  
JULIE R. JONES, SECRETARY

  
ANITA T. YECKEL, COMMISSIONER

  
ANN PLUEMER, COMMISSIONER

RIVERVIEW FIRE DISTRICT

GENERAL MUNICIPAL ELECTION  
ST. LOUIS COUNTY, MISSOURI  
TUESDAY, APRIL 5, 2011

OFFICIAL FINAL RESULTS

01 = REGISTERED VOTERS - TOTAL  
02 = BALLOTS CAST - TOTAL

TOTAL PERCENT  
12,214  
2,245

WITH 12 OF 12 PRECINCTS REPORTING

03 = VOTER TURNOUT - TOTAL

TOTAL PERCENT  
18.38

	01	02	03
2045 NRW45	45	3	6.67
2046 NRW46	429	31	7.23
2411 SF11,17,21,27,30,34	1586	63	3.97
2412 SF12,19,28	964	239	24.79
2413 SF13,14,23	1860	422	22.69
2415 SF15,16,35	2019	570	28.23
2418 SF18,20	1190	302	25.38
2425 SF25	1211	297	24.53
2426 SF26,36,40	143	34	23.78
2429 SF29,33,41	1203	81	6.73
2431 SF31,32	1542	199	12.91
2437 SF37	22	4	18.18

WITH 12 OF 12 PRECINCTS REPORTING

DIRECTOR RIVERVIEW FIRE DISTRICT

VOTES PERCENT

VOTES PERCENT

(Vote for ) 1

01 = NORVEL H. PARO  
02 = ANN TERRY JOHNSON

1,394 64.30  
460 21.22

03 = THEO (TED) BROWN, SR.  
04 = INVALID WRITE-IN

311 14.35  
3 .14

	01	02	03	04
2045 NRW45	3	0	0	0
2046 NRW46	11	13	7	0
2411 SF11,17,21,27,30,34	43	10	7	1
2412 SF12,19,28	153	43	28	1
2413 SF13,14,23	219	108	79	0
2415 SF15,16,35	366	113	74	0
2418 SF18,20	179	72	37	1
2425 SF25	204	46	35	0
2426 SF26,36,40	21	7	5	0
2429 SF29,33,41	63	11	7	0
2431 SF31,32	129	37	31	0
2437 SF37	3	0	1	0

WE, THE BOARD OF ELECTION COMMISSIONERS OF ST. LOUIS COUNTY, MISSOURI, ACTING AS THE VERIFICATION BOARD PURSUANT TO 115.507, R.S. MO 1978, HEREBY CERTIFY THE FOREGOING TO BE A TRUE AND CORRECT ABSTRACT OF VOTES CAST FOR THE CANDIDATES AND ISSUES AT THE GENERAL MUNICIPAL ELECTION HELD IN ST. LOUIS COUNTY, MISSOURI, ON APRIL 5, 2011. IN TESTIMONY WHEREOF, WE HAVE HEREUNTO SET OUR HAND AT OUR OFFICE IN MAPLEWOOD, ST. LOUIS COUNTY, MISSOURI, ON APRIL 19, 2011.

*Richard H. Kellett*  
RICHARD H. KELLETT, CHAIRMAN

*Julie R. Jones*  
JULIE R. JONES, SECRETARY

*Anita Yeckel*  
ANITA T. YECKEL, COMMISSIONER

*f Pluemmer*  
ANN PLUEMER, COMMISSIONER



01 = REGISTERED VOTERS - TOTAL  
02 = BALLOTS CAST - TOTAL

TOTAL PERCENT  
3,530  
606

WITH 4 OF 4 PRECINCTS REPORTING

03 = VOTER TURNOUT - TOTAL

TOTAL PERCENT  
17.17

	01	02	03
0522 CLA22	969	161	16.62
0523 CLA23,33	1342	270	20.12
0550 CLA50	660	107	16.21
0554 CLA54	559	68	12.16

WITH 2 OF 2 PRECINCTS REPORTING

	VOTES	PERCENT
ALDERPERSON ROCK HILL WARD 1 (Vote for ) 1		
01 = EDWARD (ED) J. JOHNSON	148	99.33
02 = INVALID WRITE-IN	1	.67

	01	02
0550 CLA50	87	1
0554 CLA54	61	0

WITH 1 OF 1 PRECINCTS REPORTING

	VOTES	PERCENT
ALDERPERSON ROCK HILL WARD 2 (Vote for ) 1		
01 = CHRIS GRABER	123	97.62
02 = INVALID WRITE-IN	3	2.38

	01	02
0522 CLA22	123	3

WITH 1 OF 1 PRECINCTS REPORTING

	VOTES	PERCENT	VOTES	PERCENT
ALDERPERSON ROCK HILL WARD 3 (Vote for ) 1				
01 = MARY K. WOFFORD	155	59.62		
02 = BECKY CHIODINI	103	39.62		
			03 = INVALID WRITE-IN	2 .77

	01	02	03
0523 CLA23,33	155	103	2

WITH 4 OF 4 PRECINCTS REPORTING

	VOTES	PERCENT
ROCK HILL-PROPOSITION S **BONDS-STREET IMPROV (57.15% NEEDED)** (Vote for ) 1		
01 = YES	515	88.64
02 = NO	66	11.36

	01	02
0522 CLA22	142	16
0523 CLA23,33	229	22
0550 CLA50	88	18
0554 CLA54	56	10

WE, THE BOARD OF ELECTION COMMISSIONERS OF ST. LOUIS COUNTY, MISSOURI, ACTING AS THE VERIFICATION BOARD PURSUANT TO 115.507,R.S.Mo 1978, HEREBY CERTIFY THE FOREGOING TO BE A TRUE AND CORRECT ABSTRACT OF VOTES CAST FOR THE CANDIDATES AND ISSUES AT THE GENERAL MUNICIPAL ELECTION HELD IN ST. LOUIS COUNTY, MISSOURI, ON APRIL 5, 2011. IN TESTIMONY WHEREOF, WE HAVE HEREUNTO SET OUR HAND AT OUR OFFICE IN MAPLEWOOD, ST. LOUIS COUNTY, MISSOURI, ON APRIL 19, 2011.

*Richard H. Kellett*  
RICHARD H. KELLETT, CHAIRMAN

*Julie R. Jones*  
JULIE R. JONES, SECRETARY

*Anita Yeckel*  
ANITA T. YECKEL, COMMISSIONER

*f. Pluemer*  
ANN PLUEMER, COMMISSIONER

WITH 99 OF 99 PRECINCTS REPORTING

01 = REGISTERED VOTERS - TOTAL  
02 = BALLOTS CAST - TOTAL

TOTAL  
79,730  
13,083

PERCENT

03 = VOTER TURNOUT - TOTAL

TOTAL  
PERCENT  
16.41

	01	02	03
0203 BON3	487	114	23.41
0210 BON10,25,46	1896	217	11.45
0242 BON42	114	20	17.54
0243 BON43	920	203	22.07
0401 CHE1	647	89	13.76
0402 CHE2	313	47	15.02
0403 CHE3	435	56	12.87
0404 CHE4	713	79	11.08
0405 CHE5,6,17	1249	165	13.21
0407 CHE7	861	156	18.12
0408 CHE8,33	1630	368	22.58
0409 CHE9	710	93	13.10
0410 CHE10	760	171	22.50
0411 CHE11	226	50	22.12
0413 CHE13	1860	216	11.61
0414 CHE14,36	201	43	21.39
0415 CHE15,16	1742	327	18.77
0418 CHE18	802	210	26.18
0420 CHE20,29	870	129	14.83
0424 CHE24	354	29	8.19
0425 CHE25	679	107	15.76
0426 CHE26	239	28	11.72
0427 CHE27,35,55	509	66	12.97
0428 CHE28	1279	174	13.60
0430 CHE30	632	94	14.87
0434 CHE34,53	1264	187	14.79
0437 CHE37	872	179	20.53
0438 CHE38,39 WH3	502	62	12.35
0440 CHE40	383	62	16.19
0441 CHE41	691	112	16.21
0443 CHE43,50 MER2,5	1135	158	13.92
0451 CHE51,54,56 MER4	485	61	12.58
1213 LAF13	276	29	10.51
1219 LAF19,22	572	75	13.11
1221 LAF21	280	74	26.43
1223 LAF23	439	95	21.64
1224 LAF24,40	490	124	25.31
1237 LAF37	192	22	11.46
1238 LAF38	1028	183	17.80
1239 LAF39,44	1574	320	20.33
1241 LAF41	1122	252	22.46
1242 LAF42	472	70	14.83
1243 LAF43	370	136	36.76
1245 LAF45 WH30	206	36	17.48
1501 MER1,13,15	100	13	13.00
1503 MER3,26 CHE49	841	139	16.53
1506 MER6	245	20	8.16
1508 MER8,53	827	65	7.86
1511 MER11,25,31,43	2266	248	10.94
1512 MER12,50	1207	199	16.49
1517 MER17	1570	486	30.96
1518 MER18	1081	298	27.57
1519 MER19	2522	682	27.04
1520 MER20,46	260	48	18.46
1522 MER22	913	331	36.25
1523 MER23	1915	210	10.97
1524 MER24	1862	253	13.59
1527 MER27	417	38	9.11
1528 MER28	206	31	15.05
1530 MER30	508	144	28.35
1532 MER32,51	1351	176	13.03
1533 MER33	397	33	8.31
1534 MER34 WH43	1020	186	18.24
1536 MER36	961	113	11.76
1537 MER37,48	1656	163	9.84
1541 MER41,52	542	57	10.52
1542 MER42	1379	136	9.86
1544 MER44	0	0	
1545 MER45	566	52	9.19
1549 MER49	757	116	15.32
1554 MER54	24	3	12.50
2802 WH2	187	31	16.58
2804 WH4,10,12	536	138	25.75
2805 WH5,7	252	44	17.46
2808 WH8	1372	189	13.78
2809 WH9	2030	317	15.62
2813 WH13	871	111	12.74
2814 WH14	464	62	13.36
2816 WH16	679	119	17.53
2817 WH17,25	1217	188	15.45
2818 WH18	193	5	2.59
2819 WH19	609	57	9.36
2820 WH20	1013	113	11.15
2821 WH21	1394	119	8.54
2822 WH22	224	53	23.66
2823 WH23,26 CHE21	1780	216	12.13
2827 WH27,28	1162	235	20.22
2829 WH29	239	19	7.95
2831 WH31	1041	219	21.04
2832 WH32,38,39 MER10	798	99	12.41
2834 WH34	1644	289	17.58
2835 WH35,36	585	96	16.41
2837 WH37	255	56	21.96
2840 WH40,41	832	124	14.90
2842 WH42 LAF7 MER21,38,39,40	91	10	10.99
2844 WH44	185	26	14.05

2845 WH45,47,48 1401 . 296 21.13  
 2846 WH46 572 . 84 14.69  
 2851 WH51 230 . 40 17.39

=====

		VOTES	PERCENT	WITH 99 OF 99 PRECINCTS REPORTING				VOTES	PERCENT
DIRECTOR ROCKWOOD R-VI SCHOOL DISTRICT									
(Vote for ) 3									
01 = KEITH KINDER		7,068	24.41						
02 = STEPHEN D. SMITH		5,095	17.59	05 = MATT DOELL			5,761	19.89	
03 = ROGER A. STOCK		3,329	11.50	06 = MICHAEL (MIKE) GELLER			4,811	16.61	
04 = KEVIN PAUL MABIE		2,790	9.63	07 = INVALID WRITE-IN			106	.37	

	01	02	03	04	05	06	07
0203 BON3	61	43	36	24	55	33	1
0210 BON10,25,46	135	117	62	41	105	72	0
0242 BON42	10	7	4	3	9	4	0
0243 BON43	126	68	59	31	96	84	1
0401 CHE1	38	32	30	15	37	36	0
0402 CHE2	18	17	18	5	13	26	0
0403 CHE3	24	20	14	15	24	25	0
0404 CHE4	29	21	21	16	26	44	0
0405 CHE5,6,17	84	62	47	28	62	71	0
0407 CHE7	72	59	47	18	51	70	0
0408 CHE8,33	163	141	106	58	105	163	4
0409 CHE9	38	27	13	22	29	38	0
0410 CHE10	78	52	39	35	49	99	0
0411 CHE11	21	18	8	6	22	23	0
0413 CHE13	106	87	59	54	88	85	5
0414 CHE14,36	16	5	12	8	2	22	0
0415 CHE15,16	141	112	102	56	119	135	0
0418 CHE18	91	79	93	30	56	75	0
0420 CHE20,29	79	54	40	23	65	48	3
0424 CHE24	17	9	8	4	14	11	0
0425 CHE25	61	46	27	18	50	44	0
0426 CHE26	13	7	9	7	9	12	0
0427 CHE27,35,55	40	28	24	12	26	23	0
0428 CHE28	81	74	75	30	60	72	1
0430 CHE30	43	37	29	19	19	45	0
0434 CHE34,53	96	70	45	29	84	72	1
0437 CHE37	84	55	76	26	65	67	0
0438 CHE38,39 WH3	27	21	20	11	25	24	0
0440 CHE40	32	26	35	20	22	19	0
0441 CHE41	52	44	34	25	38	48	1
0443 CHE43,50 MER2,5	72	48	25	18	70	69	11
0451 CHE51,54,56 MER4	37	29	10	4	34	26	0
1213 LAF13	12	15	6	9	9	10	0
1219 LAF19,22	33	30	11	20	25	28	0
1221 LAF21	35	24	18	40	20	26	0
1223 LAF23	45	36	22	25	48	35	0
1224 LAF24,40	51	38	34	52	42	57	0
1237 LAF37	17	10	7	4	8	9	0
1238 LAF38	107	75	42	33	85	53	1
1239 LAF39,44	166	101	82	87	105	101	6
1241 LAF41	120	82	89	69	108	88	0
1242 LAF42	41	32	29	14	31	19	0
1243 LAF43	68	51	22	35	47	38	0
1245 LAF45 WH30	18	12	14	9	12	11	1
1501 MER1,13,15	5	3	2	4	5	4	0
1503 MER3,26 CHE49	73	51	29	27	74	62	0
1506 MER6	8	5	7	4	10	10	0
1508 MER8,53	36	24	22	11	33	26	1
1511 MER11,25,31,43	148	109	78	60	112	83	3
1512 MER12,50	110	78	45	62	100	71	1
1517 MER17	288	188	108	83	230	154	0
1518 MER18	157	125	62	46	135	95	4
1519 MER19	353	226	124	85	456	212	11
1520 MER20,46	31	21	8	2	29	13	0
1522 MER22	205	143	64	70	181	107	0
1523 MER23	135	100	55	66	101	83	1
1524 MER24	161	123	58	43	148	76	3
1527 MER27	11	10	8	17	7	16	0
1528 MER28	8	12	4	6	15	9	4
1530 MER30	93	69	23	21	75	39	1
1532 MER32,51	102	78	29	34	84	73	0
1533 MER33	15	15	4	12	10	13	0
1534 MER34 WH43	96	53	46	62	56	77	0
1536 MER36	66	50	24	46	38	23	0
1537 MER37,48	101	80	31	55	89	68	0
1541 MER41,52	29	17	18	13	21	24	1
1542 MER42	70	48	38	35	63	49	0
1544 MER44	0	0	0	0	0	0	0
1545 MER45	30	14	14	11	16	20	0
1549 MER49	70	38	27	45	54	40	5
1554 MER54	1	1	0	0	1	0	0
2802 WH2	15	11	7	6	17	14	0
2804 WH4,10,12	76	51	31	36	56	57	1
2805 WH5,7	32	20	11	9	27	16	0
2808 WH8	119	79	52	32	118	55	1
2809 WH9	222	170	78	58	173	88	2
2813 WH13	74	52	29	19	62	38	1
2814 WH14	46	29	19	8	39	21	0
2816 WH16	69	46	25	17	59	45	0
2817 WH17,25	95	75	42	48	66	68	2
2818 WH18	3	2	0	2	3	3	0
2819 WH19	32	23	15	8	27	25	1
2820 WH20	72	53	32	17	52	35	0
2821 WH21	72	54	28	22	70	51	1
2822 WH22	39	29	19	13	23	16	3
2823 WH23,26 CHE21	128	101	57	41	112	73	1
2827 WH27,28	139	100	43	55	115	105	3
2829 WH29	11	8	2	4	7	4	0
2831 WH31	113	96	56	60	79	92	1
2832 WH32,38,39 MER10	61	32	31	29	35	42	1

2834	WH34	179	119	71	72	143	92	6
2835	WH35,36	41	28	22	14	30	34	0
2837	WH37	33	18	10	6	33	26	0
2840	WH40,41	65	38	20	46	43	45	4
2842	WH42 LAF7 MER21,38,39,40	6	3	4	3	5	3	0
2844	WH44	8	7	4	9	6	12	0
2845	WH45,47,48	158	112	63	75	107	98	4
2846	WH46	43	27	16	40	26	30	0
2851	WH51	17	10	11	13	16	16	3


=====

WE, THE BOARD OF ELECTION COMMISSIONERS OF ST. LOUIS COUNTY, MISSOURI, ACTING AS THE VERIFICATION BOARD PURSUANT TO 115.507,R.S.Mo 1978, HEREBY CERTIFY THE FOREGOING TO BE A TRUE AND CORRECT ABSTRACT OF VOTES CAST FOR THE CANDIDATES AND ISSUES AT THE GENERAL MUNICIPAL ELECTION HELD IN ST. LOUIS COUNTY, MISSOURI, ON APRIL 5, 2011. IN TESTIMONY WHEREOF, WE HAVE HEREUNTO SET OUR HAND AT OUR OFFICE IN MAPLEWOOD, ST. LOUIS COUNTY, MISSOURI, ON APRIL 19, 2011.

  
 RICHARD H. KELLETT, CHAIRMAN

  
 JULIE R. JONES, SECRETARY

  
 ANITA T. YECKEL, COMMISSIONER

  
 ANN PLUEMER, COMMISSIONER

01 = REGISTERED VOTERS - TOTAL  
02 = BALLOTS CAST - TOTAL

TOTAL PERCENT  
4,334  
946

WITH 9 OF 9 PRECINCTS REPORTING

03 = VOTER TURNOUT - TOTAL

TOTAL PERCENT  
21.83

	01	02	03
1106 JEF6	363	108	29.75
1107 JEF7,17	523	85	16.25
1108 JEF8	376	93	24.73
1109 JEF9	235	79	33.62
1110 JEF10	469	86	18.34
1111 JEF11	335	53	15.82
1112 JEF12,21 GRA40	605	179	29.59
1115 JEF15	494	126	25.51
1129 JEF29,38	934	137	14.67

WITH 3 OF 3 PRECINCTS REPORTING

ALDERPERSON SHREWSBURY WARD 1  
(Vote for ) 1  
01 = ELMER KAUFFMANN  
02 = INVALID WRITE-IN

VOTES PERCENT  
189 92.65  
15 7.35

	01	02
1107 JEF7,17	72	6
1110 JEF10	74	5
1111 JEF11	43	4

WITH 4 OF 4 PRECINCTS REPORTING

ALDERPERSON SHREWSBURY WARD 2  
(Vote for ) 1  
01 = GREGORY LAUTER  
02 = DEE WIECHER

VOTES PERCENT  
173 38.27  
198 43.81

03 = JOHN M. ODENWALD  
04 = INVALID WRITE-IN

VOTES PERCENT  
81 17.92  
0

	01	02	03	04
1106 JEF6	62	31	15	0
1108 JEF8	33	20	40	0
1109 JEF9	45	22	10	0
1112 JEF12,21 GRA40	33	125	16	0

WITH 2 OF 2 PRECINCTS REPORTING

ALDERPERSON SHREWSBURY WARD 3  
(Vote for ) 1  
01 = MIKE TRAVAGLINI  
02 = INVALID WRITE-IN

VOTES PERCENT  
164 77.00  
49 23.00

	01	02
1115 JEF15	83	21
1129 JEF29,38	81	28

WE, THE BOARD OF ELECTION COMMISSIONERS OF ST. LOUIS COUNTY, MISSOURI, ACTING AS THE VERIFICATION BOARD PURSUANT TO 115.507,R.S.Mo 1978, HEREBY CERTIFY THE FOREGOING TO BE A TRUE AND CORRECT ABSTRACT OF VOTES CAST FOR THE CANDIDATES AND ISSUES AT THE GENERAL MUNICIPAL ELECTION HELD IN ST. LOUIS COUNTY, MISSOURI, ON APRIL 5, 2011. IN TESTIMONY WHEREOF, WE HAVE HEREUNTO SET OUR HAND AT OUR OFFICE IN MAPLEWOOD, ST. LOUIS COUNTY, MISSOURI, ON APRIL 19, 2011.

*Richard H. Kellett*  
RICHARD H. KELLETT, CHAIRMAN

*Julie R. Jones*  
JULIE R. JONES, SECRETARY

*Anita Yeckel*  
ANITA T. YECKEL, COMMISSIONER

*f. Pluemer*  
ANN PLUEMER, COMMISSIONER

01 = REGISTERED VOTERS - TOTAL  
02 = BALLOTS CAST - TOTAL

TOTAL PERCENT  
8,270  
2,045

WITH 15 OF 15 PRECINCTS REPORTING  
03 = VOTER TURNOUT - TOTAL

TOTAL PERCENT  
24.73

	01	02	03
0104 AP4,28 MID50	1499	265	17.68
0108 AP8,24	1085	201	18.53
0111 AP11,20	324	76	23.46
0125 AP25	324	44	13.58
0130 AP30	208	12	5.77
0131 AP31	833	228	27.37
0133 AP33	262	87	33.21
0140 AP40 MID56	915	294	32.13
0144 AP44	372	80	21.51
0146 AP46	57	19	33.33
0149 AP49	728	238	32.69
1723 MID23	547	155	28.34
1727 MID27	335	103	30.75
1742 MID42	491	160	32.59
1746 MID46	290	83	28.62

	VOTES	PERCENT
MAYOR ST. ANN (Vote for ) 1	1,041	51.28
01 = MICHAEL GEORGE CORCORAN	984	48.47
02 = SHAWN R. SHORT		

	VOTES	PERCENT
WITH 15 OF 15 PRECINCTS REPORTING		
03 = INVALID WRITE-IN	5	.25

	01	02	03
0104 AP4,28 MID50	124	137	0
0108 AP8,24	112	89	0
0111 AP11,20	33	42	1
0125 AP25	22	22	0
0130 AP30	5	7	0
0131 AP31	103	122	0
0133 AP33	53	34	0
0140 AP40 MID56	165	127	1
0144 AP44	37	43	0
0146 AP46	15	4	0
0149 AP49	124	109	2
1723 MID23	71	81	1
1727 MID27	52	50	0
1742 MID42	79	81	0
1746 MID46	46	36	0

	VOTES	PERCENT
ALDERPERSON ST. ANN WARD 1 (Vote for ) 1	216	50.47
01 = DON ALDENDERFER	210	49.07
02 = STEVE TRIPLETT		

	VOTES	PERCENT
WITH 3 OF 3 PRECINCTS REPORTING		
03 = JEREMY THOMAS KRAWZIK	2	.47
04 = INVALID WRITE-IN	0	

	01	02	03	04
0108 AP8,24	73	125	1	0
1723 MID23	94	53	1	0
1746 MID46	49	32	0	0

	VOTES	PERCENT
ALDERPERSON ST. ANN WARD 2 (Vote for ) 1	138	37.40
01 = JOHN R. RUSSELL, III	231	62.60
02 = AMY POELKER		

	VOTES	PERCENT
WITH 3 OF 3 PRECINCTS REPORTING		
03 = INVALID WRITE-IN	0	

	01	02	03
0111 AP11,20	20	49	0
0144 AP44	29	40	0
0149 AP49	89	142	0

	VOTES	PERCENT
ALDERPERSON ST. ANN WARD 3 (Vote for ) 1	450	97.40
01 = RICK CRABTREE	12	2.60
02 = INVALID WRITE-IN		

	VOTES	PERCENT
WITH 4 OF 4 PRECINCTS REPORTING		

	01	02
0140 AP40 MID56	221	5
0146 AP46	13	3
1727 MID27	79	1
1742 MID42	137	3

	VOTES	PERCENT
ALDERPERSON ST. ANN WARD 4 (Vote for ) 1	182	67.16
01 = LEO G. McGEOGHEGAN	88	32.47
02 = CHERYL JOURDAIN-GONZALEZ		

	VOTES	PERCENT
WITH 3 OF 3 PRECINCTS REPORTING		
03 = INVALID WRITE-IN	1	.37

	01	02	03
0125 AP25	32	9	0

0130 AP30	3	8	0
0131 AP31	147	71	1

				WITH 2 OF 2 PRECINCTS REPORTING			
				VOTES	PERCENT	VOTES	PERCENT
ALDERPERSON ST. ANN WARD 5							
(Vote for ) 1							
01 = DANIEL MURPHY				276	83.13	03 = BILL J. BROCK	40 12.05
02 = LOUIS BEHNKEN, JR.				16	4.82	04 = INVALID WRITE-IN	0
				01	02	03	04
0104 AP4,28 MID50				214	8	30	0
0133 AP33				62	8	10	0

WE, THE BOARD OF ELECTION COMMISSIONERS OF ST. LOUIS COUNTY, MISSOURI, ACTING AS THE VERIFICATION BOARD PURSUANT TO 115.507, R.S. MO 1978, HEREBY CERTIFY THE FOREGOING TO BE A TRUE AND CORRECT ABSTRACT OF VOTES CAST FOR THE CANDIDATES AND ISSUES AT THE GENERAL MUNICIPAL ELECTION HELD IN ST. LOUIS COUNTY, MISSOURI, ON APRIL 5, 2011. IN TESTIMONY WHEREOF, WE HAVE HEREUNTO SET OUR HAND AT OUR OFFICE IN MAPLEWOOD, ST. LOUIS COUNTY, MISSOURI, ON APRIL 19, 2011.

			
RICHARD H. KELLETT, CHAIRMAN	JULIE R. JONES, SECRETARY	ANITA T. YECKEL, COMMISSIONER	ANN PLUEMER, COMMISSIONER

ST. FERDINAND TOWNSHIP

GENERAL MUNICIPAL ELECTION  
ST. LOUIS COUNTY, MISSOURI  
TUESDAY, APRIL 5, 2011

OFFICIAL FINAL RESULTS

		TOTAL			PERCENT		WITH 17 OF 17 PRECINCTS REPORTING		TOTAL	PERCENT
01 = REGISTERED VOTERS - TOTAL		20,795					03 = VOTER TURNOUT - TOTAL			13.90
02 = BALLOTS CAST - TOTAL		2,890								
		01	02	03						
2401 SF1		1128	126	11.17						
2402 SF2,24		754	63	8.36						
2403 SF3,22		870	55	6.32						
2404 SF4,5		1806	70	3.88						
2406 SF6,9		1663	101	6.07						
2407 SF7,8,38,39		1726	164	9.50						
2410 SF10		1108	100	9.03						
2411 SF11,17,21,27,30,34		1586	63	3.97						
2412 SF12,19,28		964	239	24.79						
2413 SF13,14,23		1860	422	22.69						
2415 SF15,16,35		2019	570	28.23						
2418 SF18,20		1190	302	25.38						
2425 SF25		1211	297	24.53						
2426 SF26,36,40		143	34	23.78						
2429 SF29,33,41		1203	81	6.73						
2431 SF31,32		1542	199	12.91						
2437 SF37		22	4	18.18						

		VOTES			PERCENT		WITH 17 OF 17 PRECINCTS REPORTING		VOTES	PERCENT
ST. LOUIS COUNTY ASSESSOR (Vote for ) 1		2,383			84.62		03 = THEODIS(TED) BROWN SR (1) W/I VOTES OF		5	.18
01 = JAKE ZIMMERMAN (DEM)		428			15.20					
02 = L.K. (CHIP) WOOD (REP)										
		01	02	03						
2401 SF1		112	12	0						
2402 SF2,24		54	9	0						
2403 SF3,22		48	5	2						
2404 SF4,5		64	5	0						
2406 SF6,9		84	15	0						
2407 SF7,8,38,39		134	29	0						
2410 SF10		78	22	0						
2411 SF11,17,21,27,30,34		54	7	0						
2412 SF12,19,28		192	33	0						
2413 SF13,14,23		357	51	1						
2415 SF15,16,35		458	94	0						
2418 SF18,20		251	47	0						
2425 SF25		238	53	0						
2426 SF26,36,40		25	8	0						
2429 SF29,33,41		73	7	0						
2431 SF31,32		157	31	2						
2437 SF37		4	0	0						

		VOTES			PERCENT		WITH 6 OF 6 PRECINCTS REPORTING		VOTES	PERCENT
MAYOR BELLEFONTAINE NEIGHBORS (Vote for ) 1		186			10.03		04 = AUDREY HOLLIS		395	21.29
01 = ANTHONY SMITH		749			40.38		05 = BENJAMIN M. BROADNAX		205	11.05
02 = ROBERT J. DOERR		320			17.25		06 = INVALID WRITE-IN		0	
03 = SHIRLEY D. PARO										
		01	02	03	04	05	06			
2412 SF12,19,28		28	121	31	37	20	0			
2413 SF13,14,23		83	111	30	154	44	0			
2415 SF15,16,35		34	197	156	118	62	0			
2418 SF18,20		31	146	40	43	40	0			
2425 SF25		10	151	59	41	34	0			
2426 SF26,36,40		0	23	4	2	5	0			

		VOTES			PERCENT		WITH 1 OF 1 PRECINCTS REPORTING		VOTES	PERCENT
TRUSTEE RIVERVIEW (Vote for ) 3		50			9.16		04 = HOWARD PIERCE		138	25.27
01 = LYNDA FOSTER		144			26.37		05 = MICHAEL K. ELLINGTON		49	8.97
02 = BRUCE STOCKER		156			28.57		06 = THEO (TED) BROWN SR (7) W/I VOTES OF		9	1.65
03 = STEVE PARO										
		01	02	03	04	05	06			
2431 SF31,32		50	144	156	138	49	9			

		VOTES			PERCENT		WITH 6 OF 6 PRECINCTS REPORTING		VOTES	PERCENT
DIRECTOR HAZELWOOD SCHOOL DISTRICT (Vote for ) 3		313			28.53		04 = NITA CURRY		196	17.87
01 = ANN GIBBONS		271			24.70		05 = INVALID WRITE-IN		7	.64
02 = CHARLES (CHUCK) WOODS		310			28.26					
03 = BRENDA C. YOUNGBLOOD										
		01	02	03	04	05				
2401 SF1		55	52	85	36	2				
2406 SF6,9		65	57	58	37	2				
2407 SF7,8,38,39		101	77	87	66	3				
2410 SF10		69	66	60	43	0				
2426 SF26,36,40		21	18	16	13	0				
2437 SF37		2	1	4	1	0				



DIRECTOR BLACK JACK FIRE DISTRICT  
 (Vote for ) 1  
 01 = KENNETH G. SCHMALBECK  
 02 = INVALID WRITE-IN

VOTES PERCENT  
 112 100.00  
 0

WITH 1 OF 1 PRECINCTS REPORTING

-----  
 01 02  
 -----

2401 SF1 112 0

=====

DIRECTOR RIVERVIEW FIRE DISTRICT  
 (Vote for ) 1  
 01 = NORVEL H. PARO  
 02 = ANN TERRY JOHNSON

VOTES PERCENT  
 1,380 64.67  
 447 20.95

WITH 10 OF 10 PRECINCTS REPORTING

VOTES PERCENT  
 304 14.25  
 3 .14

-----  
 01 02 03 04  
 -----

2411 SF11,17,21,27,30,34 43 10 7 1  
 2412 SF12,19,28 153 43 28 1  
 2413 SF13,14,23 219 108 79 0  
 2415 SF15,16,35 366 113 74 0  
 2418 SF18,20 179 72 37 1  
 2425 SF25 204 46 35 0  
 2426 SF26,36,40 21 7 5 0  
 2429 SF29,33,41 63 11 7 0  
 2431 SF31,32 129 37 31 0  
 2437 SF37 3 0 1 0

=====

01 = REGISTERED VOTERS - TOTAL  
02 = BALLOTS CAST - TOTAL

TOTAL PERCENT  
849  
309

WITH 6 OF 6 PRECINCTS REPORTING

03 = VOTER TURNOUT - TOTAL

TOTAL PERCENT  
36.40

	01	02	03
0607 CON7,40	168	55	32.74
0619 CON19	12	4	33.33
0620 CON20	113	37	32.74
0633 CON33	161	67	41.61
0635 CON35	278	100	35.97
0641 CON41	117	46	39.32

VOTES PERCENT

WITH 6 OF 6 PRECINCTS REPORTING

MAYOR ST. GEORGE (UNEXPIRED TERM)

(Vote for ) 1

01 = MARY E. KAUFMANN

137 46.76

02 = CARMEN WILKERSON (153) W/I VOTES OF

156 53.24

	01	02
0607 CON7,40	29	23
0619 CON19	1	3
0620 CON20	21	15
0633 CON33	28	36
0635 CON35	36	55
0641 CON41	22	24

VOTES PERCENT

WITH 1 OF 1 PRECINCTS REPORTING

COUNCIL MEMBER ST. GEORGE WARD 1

(Vote for ) 1

01 = DIANNE C. BURNS

79 95.18

02 = INVALID WRITE-IN

4 4.82

	01	02
0635 CON35	79	4

VOTES PERCENT

WITH 2 OF 2 PRECINCTS REPORTING

COUNCIL MEMBER ST. GEORGE WARD 2

(Vote for ) 1

01 = NO CANDIDATE FILED

0

02 = CHRISTINA CHARPENTIER (46)W/I VOTES OF

54 100.00

	01	02
0633 CON33	0	32
0641 CON41	0	22

VOTES PERCENT

WITH 2 OF 2 PRECINCTS REPORTING

COUNCIL MEMBER ST. GEORGE WARD 2 (UNEXPIRED TERM)

(Vote for ) 1

01 = BARBARA DIERSTEIN

47 47.47

02 = JEREMY B. COLLIER (48) W/I VOTES OF

52 52.53

	01	02
0633 CON33	25	32
0641 CON41	22	20

VOTES PERCENT

WITH 3 OF 3 PRECINCTS REPORTING

COUNCIL MEMBER ST. GEORGE WARD 3

(Vote for ) 1

01 = THOMAS A. TRUE

19 20.65

02 = HERBERT S. PYNE

36 39.13

03 = SUSAN MARIE PREIS (35) W/I VOTES OF

37 40.22

	01	02	03
0607 CON7,40	10	22	22
0619 CON19	1	0	3
0620 CON20	8	14	12

WE, THE BOARD OF ELECTION COMMISSIONERS OF ST. LOUIS COUNTY, MISSOURI, ACTING AS THE VERIFICATION BOARD PURSUANT TO 115.507,R.S.Mo 1978, HEREBY CERTIFY THE FOREGOING TO BE A TRUE AND CORRECT ABSTRACT OF VOTES CAST FOR THE CANDIDATES AND ISSUES AT THE GENERAL MUNICIPAL ELECTION HELD IN ST. LOUIS COUNTY, MISSOURI, ON APRIL 5, 2011. IN TESTIMONY WHEREOF, WE HAVE HEREUNTO SET OUR HAND AT OUR OFFICE IN MAPLEWOOD, ST. LOUIS COUNTY, MISSOURI, ON APRIL 19, 2011.

*Richard H. Kellett*  
RICHARD H. KELLETT, CHAIRMAN

*Julie R. Jones*  
JULIE R. JONES, SECRETARY

*Anita T. Yeckel*  
ANITA T. YECKEL, COMMISSIONER

*f. Pluemer*  
ANN PLUEMER, COMMISSIONER

		WITH 6 OF 6 PRECINCTS REPORTING					
		TOTAL	PERCENT			TOTAL	PERCENT
01 = REGISTERED VOTERS - TOTAL		4,024		03 = VOTER TURNOUT - TOTAL			10.69
02 = BALLOTS CAST - TOTAL		430					
		01	02	03			
0106 AP6,9,13,52		1502	138	9.19			
0114 AP14 MID19		481	56	11.64			
0115 AP15		327	24	7.34			
0116 AP16,43 MID28		155	16	10.32			
1717 MID17,34		1422	189	13.29			
1944 NOR44		137	7	5.11			

		WITH 4 OF 4 PRECINCTS REPORTING					
		VOTES	PERCENT			VOTES	PERCENT
COUNCIL MEMBER ST. JOHN WARD 1 (Vote for ) 1				03 = OSCAR DAVIS		44	18.88
01 = DAVID M. WIEDA		75	32.19	04 = INVALID WRITE-IN		1	.43
02 = PENNY A. DEGARDIN		113	48.50				
		01	02	03	04		
0115 AP15		4	13	7	0		
0116 AP16,43 MID28		7	8	1	0		
1717 MID17,34		64	88	33	1		
1944 NOR44		0	4	3	0		

		WITH 2 OF 2 PRECINCTS REPORTING			
		VOTES	PERCENT		
COUNCIL MEMBER ST. JOHN WARD 2 (Vote for ) 1					
01 = THOMAS M. HALASKA		173	97.74		
02 = INVALID WRITE-IN		4	2.26		
		01	02		
0106 AP6,9,13,52		127	1		
0114 AP14 MID19		46	3		

WE, THE BOARD OF ELECTION COMMISSIONERS OF ST. LOUIS COUNTY, MISSOURI, ACTING AS THE VERIFICATION BOARD PURSUANT TO 115.507,R.S.Mo 1978, HEREBY CERTIFY THE FOREGOING TO BE A TRUE AND CORRECT ABSTRACT OF VOTES CAST FOR THE CANDIDATES AND ISSUES AT THE GENERAL MUNICIPAL ELECTION HELD IN ST. LOUIS COUNTY, MISSOURI, ON APRIL 5, 2011. IN TESTIMONY WHEREOF, WE HAVE HEREUNTO SET OUR HAND AT OUR OFFICE IN MAPLEWOOD, ST. LOUIS COUNTY, MISSOURI, ON APRIL 19, 2011.

*Richard H. Kellett*  
RICHARD H. KELLETT, CHAIRMAN

*Julie R. Jones*  
JULIE R. JONES, SECRETARY

*Anita Yeckel*  
ANITA T. YECKEL, COMMISSIONER

*f. Pluemer*  
ANN PLUEMER, COMMISSIONER

01 = REGISTERED VOTERS - TOTAL  
02 = BALLOTS CAST - TOTAL

TOTAL PERCENT  
10  
1

WITH 1 OF 1 PRECINCTS REPORTING

03 = VOTER TURNOUT - TOTAL

TOTAL PERCENT  
10.00

-----  
01 02 03  
-----  
10 . . 1 10.00  
-----

2350 QUE50

WITH 1 OF 1 PRECINCTS REPORTING

COUNTY BOUNDARY COMMISSION-PROPOSITION A

\*\*ANNEXATION-VALLEY PARK POCKET AREA\*\*

VOTES PERCENT

(Vote for ) 1  
01 = YES  
02 = NO

0  
1 100.00

-----  
01 02  
-----  
0 1  
-----

2350 QUE50

WE, THE BOARD OF ELECTION COMMISSIONERS OF ST. LOUIS COUNTY, MISSOURI, ACTING AS THE VERIFICATION BOARD PURSUANT TO 115.507, R.S. MO 1978, HEREBY CERTIFY THE FOREGOING TO BE A TRUE AND CORRECT ABSTRACT OF VOTES CAST FOR THE CANDIDATES AND ISSUES AT THE GENERAL MUNICIPAL ELECTION HELD IN ST. LOUIS COUNTY, MISSOURI, ON APRIL 5, 2011. IN TESTIMONY WHEREOF, WE HAVE HEREUNTO SET OUR HAND AT OUR OFFICE IN MAPLEWOOD, ST. LOUIS COUNTY, MISSOURI, ON APRIL 19, 2011.

*Richard H. Kellett*  
RICHARD H. KELLETT, CHAIRMAN

*Julie R. Jones*  
JULIE R. JONES, SECRETARY

*Anita Yeckel*  
ANITA T. YECKEL, COMMISSIONER

*f Pluemer*  
ANN PLUEMER, COMMISSIONER

01 = REGISTERED VOTERS - TOTAL  
02 = BALLOTS CAST - TOTAL

TOTAL PERCENT  
6,662  
1,566

WITH 11 OF 11 PRECINCTS REPORTING

03 = VOTER TURNOUT - TOTAL

TOTAL PERCENT  
23.51

	01	02	03
0241 BON41,44	527	153	29.03
0625 CON25	1045	227	21.72
0903 GRA3	11	4	36.36
0908 GRA8 BON35	415	65	15.66
0909 GRA9,45	754	199	26.39
0910 GRA10,12	115	31	26.96
0911 GRA11,46	601	154	25.62
0914 GRA14,41 CON48	891	188	21.10
2603 TSF3,12,13	709	155	21.86
2604 TSF4,6	1119	267	23.86
2611 TSF11	475	123	25.89

VOTES PERCENT

WITH 4 OF 4 PRECINCTS REPORTING

VOTES PERCENT

ALDERMAN SUNSET HILLS WARD 1  
(Vote for ) 1  
01 = DEE BAEBLER  
02 = JIM RODE

218 63.56  
124 36.15

03 = INVALID WRITE-IN

1 .29

	01	02	03
0241 BON41,44	95	57	0
0903 GRA3	0	4	0
0908 GRA8 BON35	24	41	0
2611 TSF11	99	22	1

VOTES PERCENT

WITH 2 OF 2 PRECINCTS REPORTING

ALDERMAN SUNSET HILLS WARD 2  
(Vote for ) 1  
01 = SCOTT HAGGERTY  
02 = INVALID WRITE-IN

350 99.43  
2 .57

	01	02
0909 GRA9,45	184	0
0914 GRA14,41 CON48	166	2

VOTES PERCENT

WITH 3 OF 3 PRECINCTS REPORTING

ALDERMAN SUNSET HILLS WARD 3  
(Vote for ) 1  
01 = JAN HOFFMANN  
02 = INVALID WRITE-IN

345 97.46  
9 2.54

	01	02
0625 CON25	199	3
0910 GRA10,12	23	3
0911 GRA11,46	123	3

VOTES PERCENT

WITH 2 OF 2 PRECINCTS REPORTING

ALDERMAN SUNSET HILLS WARD 4  
(Vote for ) 1  
01 = PATRICIA FRIBIS  
02 = INVALID WRITE-IN

370 98.40  
6 1.60

	01	02
2603 TSF3,12,13	132	6
2604 TSF4,6	238	0

WE, THE BOARD OF ELECTION COMMISSIONERS OF ST. LOUIS COUNTY, MISSOURI, ACTING AS THE VERIFICATION BOARD PURSUANT TO 115.507,R.S.MO 1978, HEREBY CERTIFY THE FOREGOING TO BE A TRUE AND CORRECT ABSTRACT OF VOTES CAST FOR THE CANDIDATES AND ISSUES AT THE GENERAL MUNICIPAL ELECTION HELD IN ST. LOUIS COUNTY, MISSOURI, ON APRIL 5, 2011. IN TESTIMONY WHEREOF, WE HAVE HEREUNTO SET OUR HAND AT OUR OFFICE IN MAPLEWOOD, ST. LOUIS COUNTY, MISSOURI, ON APRIL 19, 2011.

*Richard H. Kellett*  
RICHARD H. KELLETT, CHAIRMAN

*Julie R. Jones*  
JULIE R. JONES, SECRETARY

*Anita T. Yeckel*  
ANITA T. YECKEL, COMMISSIONER

*Ann Pluemer*  
ANN PLUEMER, COMMISSIONER

VILLAGE OF SYCAMORE HILLS

GENERAL MUNICIPAL ELECTION  
ST. LOUIS COUNTY, MISSOURI  
TUESDAY, APRIL 5, 2011

OFFICIAL FINAL RESULTS

01 = REGISTERED VOTERS - TOTAL  
02 = BALLOTS CAST - TOTAL

TOTAL PERCENT  
500  
74

WITH 1 OF 1 PRECINCTS REPORTING

03 = VOTER TURNOUT - TOTAL

TOTAL PERCENT  
14.80

1715 MID15

-----  
01 02 03  
-----  
500 . 74 14.80  
-----

TRUSTEE SYCAMORE HILLS

VOTES PERCENT

WITH 1 OF 1 PRECINCTS REPORTING

VOTES PERCENT

(Vote for ) 3  
01 = PHILLIP H. BURKE, III  
02 = TOM DRENNAN

03 = NO CANDIDATE FILED  
04 = CARRIE LOGAN (8) W/I VOTES OF

0  
18 13.43

1715 MID15

-----  
01 02 03 04  
-----  
53 63 0 18  
-----

WE, THE BOARD OF ELECTION COMMISSIONERS OF ST. LOUIS COUNTY, MISSOURI, ACTING AS THE VERIFICATION BOARD PURSUANT TO 115.507, R.S. MO 1978, HEREBY CERTIFY THE FOREGOING TO BE A TRUE AND CORRECT ABSTRACT OF VOTES CAST FOR THE CANDIDATES AND ISSUES AT THE GENERAL MUNICIPAL ELECTION HELD IN ST. LOUIS COUNTY, MISSOURI, ON APRIL 5, 2011. IN TESTIMONY WHEREOF, WE HAVE HEREUNTO SET OUR HAND AT OUR OFFICE IN MAPLEWOOD, ST. LOUIS COUNTY, MISSOURI, ON APRIL 19, 2011.

*Richard H. Kellett*  
RICHARD H. KELLETT, CHAIRMAN

*Julie R. Jones*  
JULIE R. JONES, SECRETARY

*Anita T. Yeckel*  
ANITA T. YECKEL, COMMISSIONER

*Ann Pluemer*  
ANN PLUEMER, COMMISSIONER

01 = REGISTERED VOTERS - TOTAL  
02 = BALLOTS CAST - TOTAL

TOTAL PERCENT  
8,338  
1,092

WITH 13 OF 13 PRECINCTS REPORTING

03 = VOTER TURNOUT - TOTAL

TOTAL PERCENT  
13.10

	01	02	03
1635 MHT35 MR78	1119	113	10.10
1801 MR1,5	1009	130	12.88
1802 MR2	142	28	19.72
1803 MR3,67	872	61	7.00
1809 MR9	91	10	10.99
1825 MR25,31,61	1246	279	22.39
1829 MR29	801	135	16.85
1839 MR39	683	74	10.83
1843 MR43,59	438	36	8.22
1844 MR44	678	79	11.65
1848 MR48	494	61	12.35
1856 MR56	43	4	9.30
1863 MR63,66	722	82	11.36

WITH 5 OF 5 PRECINCTS REPORTING

ALDERMAN TOWN AND COUNTRY WARD 1

VOTES PERCENT

(Vote for ) 1

01 = LYNN WRIGHT 220 93.62  
02 = INVALID WRITE-IN 15 6.38

	01	02
1801 MR1,5	109	8
1809 MR9	9	1
1839 MR39	65	3
1843 MR43,59	34	2
1856 MR56	3	1

WITH 3 OF 3 PRECINCTS REPORTING

ALDERMAN TOWN AND COUNTRY WARD 2

VOTES PERCENT

(Vote for ) 1

01 = TIM WELBY 332 77.03  
02 = JOHN HOFFMANN (95) W/I VOTES OF 99 22.97

	01	02
1802 MR2	28	0
1825 MR25,31,61	210	61
1829 MR29	94	38

WITH 3 OF 3 PRECINCTS REPORTING

ALDERMAN TOWN AND COUNTRY WARD 3

VOTES PERCENT

(Vote for ) 1

01 = FRED MEYLAND-SMITH 160 96.97  
02 = INVALID WRITE-IN 5 3.03

	01	02
1803 MR3,67	50	1
1844 MR44	62	2
1848 MR48	48	2

WITH 2 OF 2 PRECINCTS REPORTING

ALDERMAN TOWN AND COUNTRY WARD 4

VOTES PERCENT

(Vote for ) 1

01 = JON BENIGAS 163 96.45  
02 = INVALID WRITE-IN 6 3.55

	01	02
1635 MHT35 MR78	93	4
1863 MR63,66	70	2

WE, THE BOARD OF ELECTION COMMISSIONERS OF ST. LOUIS COUNTY, MISSOURI, ACTING AS THE VERIFICATION BOARD PURSUANT TO 115.507, R.S. MO 1978, HEREBY CERTIFY THE FOREGOING TO BE A TRUE AND CORRECT ABSTRACT OF VOTES CAST FOR THE CANDIDATES AND ISSUES AT THE GENERAL MUNICIPAL ELECTION HELD IN ST. LOUIS COUNTY, MISSOURI, ON APRIL 5, 2011. IN TESTIMONY WHEREOF, WE HAVE HEREUNTO SET OUR HAND AT OUR OFFICE IN MAPLEWOOD, ST. LOUIS COUNTY, MISSOURI, ON APRIL 19, 2011.

*Richard H. Kellett*  
RICHARD H. KELLETT, CHAIRMAN

*Julie R. Jones*  
JULIE R. JONES, SECRETARY

*Anita Yeckel*  
ANITA T. YECKEL, COMMISSIONER

*f Pluemer*  
ANN PLUEMER, COMMISSIONER

VILLAGE OF TWIN OAKS

GENERAL MUNICIPAL ELECTION  
ST. LOUIS COUNTY, MISSOURI  
TUESDAY, APRIL 5, 2011

OFFICIAL FINAL RESULTS

01 = REGISTERED VOTERS - TOTAL  
02 = BALLOTS CAST - TOTAL

TOTAL PERCENT  
296  
45

WITH 1 OF 1 PRECINCTS REPORTING

03 = VOTER TURNOUT - TOTAL

TOTAL PERCENT  
15.20

	01	02	03
2332 QUE32	296	45	15.20

=====

TRUSTEE TWIN OAKS  
(Vote for ) 3  
01 = JASON SOHN  
02 = MARY YOUNG

VOTES PERCENT

WITH 1 OF 1 PRECINCTS REPORTING

VOTES PERCENT

30 29.41  
34 33.33

03 = DENNIS L. WHITMORE  
04 = INVALID WRITE-IN

38 37.25  
0

	01	02	03	04
2332 QUE32	30	34	38	0

=====

WE, THE BOARD OF ELECTION COMMISSIONERS OF ST. LOUIS COUNTY, MISSOURI, ACTING AS THE VERIFICATION BOARD PURSUANT TO 115.507, R.S. MO 1978, HEREBY CERTIFY THE FOREGOING TO BE A TRUE AND CORRECT ABSTRACT OF VOTES CAST FOR THE CANDIDATES AND ISSUES AT THE GENERAL MUNICIPAL ELECTION HELD IN ST. LOUIS COUNTY, MISSOURI, ON APRIL 5, 2011. IN TESTIMONY WHEREOF, WE HAVE HEREUNTO SET OUR HAND AT OUR OFFICE IN MAPLEWOOD, ST. LOUIS COUNTY, MISSOURI, ON APRIL 19, 2011.

*Richard H. Kellett*  
RICHARD H. KELLETT, CHAIRMAN

*Julie R. Jones*  
JULIE R. JONES, SECRETARY

*Anita Yeckel*  
ANITA T. YECKEL, COMMISSIONER

*f Pluemer*  
ANN PLUEMER, COMMISSIONER



VILLAGE OF UPLANDS PARK

GENERAL MUNICIPAL ELECTION  
ST. LOUIS COUNTY, MISSOURI  
TUESDAY, APRIL 5, 2011

OFFICIAL FINAL RESULTS

01 = REGISTERED VOTERS - TOTAL  
02 = BALLOTS CAST - TOTAL

TOTAL PERCENT  
380  
79

WITH 1 OF 1 PRECINCTS REPORTING

03 = VOTER TURNOUT - TOTAL

TOTAL PERCENT  
20.79

2704 UNV4 NOR56

-----  
01 02 03  
-----  
380 . 79 20.79  
-----

TRUSTEE UPLANDS PARK  
(Vote for ) 2  
01 = SHIRLEY MARTIN  
02 = SHENITA JORDAN

VOTES PERCENT  
42 36.21  
32 27.59  
-----  
01 02 03 04  
-----

WITH 1 OF 1 PRECINCTS REPORTING

03 = JOHNETTA WILLIAMS  
04 = INVALID WRITE-IN

VOTES PERCENT  
41 35.34  
1 .86

2704 UNV4 NOR56

-----  
42 32 41 1  
-----

WE, THE BOARD OF ELECTION COMMISSIONERS OF ST. LOUIS COUNTY, MISSOURI, ACTING AS THE VERIFICATION BOARD PURSUANT TO 115.507, R.S. MO 1978, HEREBY CERTIFY THE FOREGOING TO BE A TRUE AND CORRECT ABSTRACT OF VOTES CAST FOR THE CANDIDATES AND ISSUES AT THE GENERAL MUNICIPAL ELECTION HELD IN ST. LOUIS COUNTY, MISSOURI, ON APRIL 5, 2011. IN TESTIMONY WHEREOF, WE HAVE HEREUNTO SET OUR HAND AT OUR OFFICE IN MAPLEWOOD, ST. LOUIS COUNTY, MISSOURI, ON APRIL 19, 2011.

*Richard H. Kellett*  
RICHARD H. KELLETT, CHAIRMAN

*Julie R. Jones*  
JULIE R. JONES, SECRETARY

*Anita Yeckel*  
ANITA T. YECKEL, COMMISSIONER

*f Pluemer*  
ANN PLUEMER, COMMISSIONER

01 = REGISTERED VOTERS - TOTAL  
02 = BALLOTS CAST - TOTAL

TOTAL PERCENT  
4,039  
813

WITH 11 OF 11 PRECINCTS REPORTING  
03 = VOTER TURNOUT - TOTAL  
20.13

TOTAL PERCENT  
20.13

	01	02	03
1544 MER44	0	0	0
1554 MER54	24	3	12.50
2317 QUE17,40	846	199	23.52
2321 QUE21	74	3	4.05
2325 QUE25,38,51	775	134	17.29
2328 QUE28,34	209	42	20.10
2333 QUE33	410	52	12.68
2335 QUE35	698	242	34.67
2342 QUE42	581	112	19.28
2346 QUE46	179	11	6.15
2349 QUE49	243	15	6.17

		VOTES PERCENT		WITH 4 OF 4 PRECINCTS REPORTING		VOTES PERCENT	
ALDERPERSON VALLEY PARK WARD 1 (Vote for ) 1							
01 = JOHN K. BRUST		100	47.85	03 = DAWN RAULS	46	22.01	
02 = ANITA ALBRIGHT		63	30.14	04 = INVALID WRITE-IN	0		
		01	02	03	04		
1544 MER44		0	0	0	0		
1554 MER54		0	1	2	0		
2317 QUE17,40		97	55	40	0		
2349 QUE49		3	7	4	0		

		VOTES PERCENT		WITH 2 OF 2 PRECINCTS REPORTING	
ALDERPERSON VALLEY PARK WARD 2 (Vote for ) 1					
01 = LAURIE HENDERSON		91	94.79		
02 = INVALID WRITE-IN		5	5.21		
		01	02		
2342 QUE42		83	5		
2346 QUE46		8	0		

		VOTES PERCENT		WITH 3 OF 3 PRECINCTS REPORTING		VOTES PERCENT	
ALDERPERSON VALLEY PARK WARD 3 (Vote for ) 1							
01 = EDGAR E. WALKER		141	49.13	03 = INVALID WRITE-IN	0		
02 = RITA (COFFMAN) COLLINS		146	50.87				
		01	02	03			
2321 QUE21		1	2	0			
2328 QUE28,34		18	24	0			
2335 QUE35		122	120	0			

		VOTES PERCENT		WITH 2 OF 2 PRECINCTS REPORTING		VOTES PERCENT	
ALDERPERSON VALLEY PARK WARD 4 (Vote for ) 1							
01 = RANDAL CARTER		65	36.93	03 = INVALID WRITE-IN	0		
02 = AARON (A. J.) LEVINSON		111	63.07				
		01	02	03			
2325 QUE25,38,51		53	76	0			
2333 QUE33		12	35	0			


		VOTES PERCENT		WITH 11 OF 11 PRECINCTS REPORTING	
VALLEY PARK-PROPOSITION A **ANNEXATION-POCKET AREA** (Vote for ) 1					
01 = YES		656	87.12		
02 = NO		97	12.88		
		01	02		
1544 MER44		0	0		
1554 MER54		3	0		
2317 QUE17,40		155	26		
2321 QUE21		2	1		
2325 QUE25,38,51		112	11		
2328 QUE28,34		35	3		
2333 QUE33		50	1		
2335 QUE35		199	30		
2342 QUE42		82	22		
2346 QUE46		7	0		
2349 QUE49		11	3		

WE, THE BOARD OF ELECTION COMMISSIONERS OF ST. LOUIS COUNTY, MISSOURI, ACTING AS THE VERIFICATION BOARD PURSUANT TO 115.507, R.S. MO 1978, HEREBY CERTIFY THE FOREGOING TO BE A TRUE AND CORRECT ABSTRACT OF VOTES CAST FOR THE CANDIDATES AND ISSUES AT THE GENERAL MUNICIPAL ELECTION HELD IN ST. LOUIS COUNTY, MISSOURI, ON APRIL 5, 2011. IN TESTIMONY WHEREOF, WE HAVE HEREUNTO SET OUR HAND AT OUR OFFICE IN MAPLEWOOD, ST. LOUIS COUNTY, MISSOURI, ON APRIL 19, 2011.

  
RICHARD H. KELLETT, CHAIRMAN

  
JULIE R. JONES, SECRETARY

  
ANITA T. YECKEL, COMMISSIONER

  
ANN PLUEMER, COMMISSIONER

VALLEY PARK FIRE DISTRICT

GENERAL MUNICIPAL ELECTION  
ST. LOUIS COUNTY, MISSOURI  
TUESDAY, APRIL 5, 2011

OFFICIAL FINAL RESULTS

01 = REGISTERED VOTERS - TOTAL  
02 = BALLOTS CAST - TOTAL

TOTAL PERCENT  
8,071  
1,180

WITH 18 OF 18 PRECINCTS REPORTING  
03 = VOTER TURNOUT - TOTAL  
14.62

	01	02	03
1501 MER1,13,15	100	13	13.00
1544 MER44	0	0	. . .
2308 QUE8	304	36	11.84
2311 QUE11,48	440	41	9.32
2317 QUE17,40	846	199	23.52
2321 QUE21	74	3	4.05
2325 QUE25,38,51	775	134	17.29
2328 QUE28,34	209	42	20.10
2331 QUE31	719	83	11.54
2332 QUE32	296	45	15.20
2333 QUE33	410	52	12.68
2335 QUE35	698	242	34.67
2336 QUE36	149	16	10.74
2337 QUE37	1256	60	4.78
2339 QUE39	1025	90	8.78
2342 QUE42	581	112	19.28
2346 QUE46	179	11	6.15
2350 QUE50	10	1	10.00

DIRECTOR VALLEY PARK FIRE DISTRICT	VOTES	PERCENT	WITH 18 OF 18 PRECINCTS REPORTING	VOTES	PERCENT
(Vote for ) 1					
01 = DANIEL WILBURN	690	61.50			
02 = BETTY COFFMAN	432	38.50	03 = INVALID WRITE-IN	0	

	01	02	03
1501 MER1,13,15	5	7	0
1544 MER44	0	0	0
2308 QUE8	21	11	0
2311 QUE11,48	19	17	0
2317 QUE17,40	127	66	0
2321 QUE21	2	1	0
2325 QUE25,38,51	82	46	0
2328 QUE28,34	17	24	0
2331 QUE31	51	23	0
2332 QUE32	37	8	0
2333 QUE33	38	14	0
2335 QUE35	136	104	0
2336 QUE36	8	7	0
2337 QUE37	33	24	0
2339 QUE39	52	25	0
2342 QUE42	54	53	0
2346 QUE46	7	2	0
2350 QUE50	1	0	0

WE, THE BOARD OF ELECTION COMMISSIONERS OF ST. LOUIS COUNTY, MISSOURI, ACTING AS THE VERIFICATION BOARD PURSUANT TO 115.507,R.S.Mo 1978, HEREBY CERTIFY THE FOREGOING TO BE A TRUE AND CORRECT ABSTRACT OF VOTES CAST FOR THE CANDIDATES AND ISSUES AT THE GENERAL MUNICIPAL ELECTION HELD IN ST. LOUIS COUNTY, MISSOURI, ON APRIL 5, 2011. IN TESTIMONY WHEREOF, WE HAVE HEREUNTO SET OUR HAND AT OUR OFFICE IN MAPLEWOOD, ST. LOUIS COUNTY, MISSOURI, ON APRIL 19, 2011.

*Richard H. Kellett*  
RICHARD H. KELLETT, CHAIRMAN

*Julie R. Jones*  
JULIE R. JONES, SECRETARY

*Anita T. Yeckel*  
ANITA T. YECKEL, COMMISSIONER

*Ann Pluemer*  
ANN PLUEMER, COMMISSIONER

	TOTAL			PERCENT		WITH 11 OF 11 PRECINCTS REPORTING		TOTAL	PERCENT
01 = REGISTERED VOTERS - TOTAL	5,208								
02 = BALLOTS CAST - TOTAL	933								17.91
	01	02	03						
2311 QUE11,48	440	41	9.32						
2317 QUE17,40	846	199	23.52						
2325 QUE25,38,51	775	134	17.29						
2328 QUE28,34	209	42	20.10						
2332 QUE32	296	45	15.20						
2335 QUE35	698	242	34.67						
2336 QUE36	149	16	10.74						
2339 QUE39	1025	90	8.78						
2342 QUE42	581	112	19.28						
2346 QUE46	179	11	6.15						
2350 QUE50	10	1	10.00						

DIRECTOR VALLEY PARK SCHOOL DISTRICT			VOTES			PERCENT			WITH 11 OF 11 PRECINCTS REPORTING			VOTES		PERCENT	
(Vote for ) 3															
01 = PETE COATES	493			23.97			04 = FAYE PEATS			408		19.83			
02 = JIM PROBERT	339			16.48			05 = GREGG TEER			372		18.08			
03 = SCOTT WERNER	437			21.24			06 = INVALID WRITE-IN			8		.39			
	01	02	03	04	05	06									
2311 QUE11,48	19	18	19	19	15	0									
2317 QUE17,40	114	54	69	101	83	3									
2325 QUE25,38,51	52	52	69	39	70	0									
2328 QUE28,34	22	20	15	15	22	0									
2332 QUE32	26	19	27	18	16	0									
2335 QUE35	142	94	122	111	76	2									
2336 QUE36	7	5	11	8	5	0									
2339 QUE39	39	36	47	44	21	3									
2342 QUE42	66	40	48	49	60	0									
2346 QUE46	5	1	10	4	4	0									
2350 QUE50	1	0	0	0	0	0									

WE, THE BOARD OF ELECTION COMMISSIONERS OF ST. LOUIS COUNTY, MISSOURI, ACTING AS THE VERIFICATION BOARD PURSUANT TO 115.507,R.S.Mo 1978, HEREBY CERTIFY THE FOREGOING TO BE A TRUE AND CORRECT ABSTRACT OF VOTES CAST FOR THE CANDIDATES AND ISSUES AT THE GENERAL MUNICIPAL ELECTION HELD IN ST. LOUIS COUNTY, MISSOURI, ON APRIL 5, 2011. IN TESTIMONY WHEREOF, WE HAVE HEREUNTO SET OUR HAND AT OUR OFFICE IN MAPLEWOOD, ST. LOUIS COUNTY, MISSOURI, ON APRIL 19, 2011.

*Richard H. Kellett*      *Julie R. Jones*      *Anita Yeckel*      *f Pluemer*  
 RICHARD H. KELLETT, CHAIRMAN      JULIE R. JONES, SECRETARY      ANITA T. YECKEL, COMMISSIONER      ANN PLUEMER, COMMISSIONER

CITY OF VELDA CITY

GENERAL MUNICIPAL ELECTION  
ST. LOUIS COUNTY, MISSOURI  
TUESDAY, APRIL 5, 2011

OFFICIAL FINAL RESULTS

01 = REGISTERED VOTERS - TOTAL  
02 = BALLOTS CAST - TOTAL

TOTAL PERCENT  
1,112  
133

WITH 2 OF 2 PRECINCTS REPORTING

03 = VOTER TURNOUT - TOTAL

TOTAL PERCENT  
11.96

	01	02	03
1909 NOR9	628	76	12.10
1937 NOR37	484	57	11.78

WITH 1 OF 1 PRECINCTS REPORTING

ALDERPERSON VELDA CITY WARD 1  
(Vote for ) 1  
01 = CAROL JACKSON  
02 = INVALID WRITE-IN

VOTES PERCENT  
53 100.00  
0

	01	02
1937 NOR37	53	0

WITH 1 OF 1 PRECINCTS REPORTING

ALDERPERSON VELDA CITY WARD 2  
(Vote for ) 1  
01 = MELDA BERNARD COLLINS  
02 = INVALID WRITE-IN

VOTES PERCENT  
65 98.48  
1 1.52

	01	02
1909 NOR9	65	1

WE, THE BOARD OF ELECTION COMMISSIONERS OF ST. LOUIS COUNTY, MISSOURI, ACTING AS THE VERIFICATION BOARD PURSUANT TO 115.507, R.S. MO 1978, HEREBY CERTIFY THE FOREGOING TO BE A TRUE AND CORRECT ABSTRACT OF VOTES CAST FOR THE CANDIDATES AND ISSUES AT THE GENERAL MUNICIPAL ELECTION HELD IN ST. LOUIS COUNTY, MISSOURI, ON APRIL 5, 2011. IN TESTIMONY WHEREOF, WE HAVE HEREUNTO SET OUR HAND AT OUR OFFICE IN MAPLEWOOD, ST. LOUIS COUNTY, MISSOURI, ON APRIL 19, 2011.

*Richard H. Kellett*  
RICHARD H. KELLETT, CHAIRMAN

*Julie R. Jones*  
JULIE R. JONES, SECRETARY

*Anita T. Yeckel*  
ANITA T. YECKEL, COMMISSIONER

*Ann Pluemmer*  
ANN PLUEMER, COMMISSIONER

VILLAGE OF VELDA VILLAGE HILLS

GENERAL MUNICIPAL ELECTION  
ST. LOUIS COUNTY, MISSOURI  
TUESDAY, APRIL 5, 2011

OFFICIAL FINAL RESULTS

01 = REGISTERED VOTERS - TOTAL  
02 = BALLOTS CAST - TOTAL

TOTAL PERCENT  
884  
176

WITH 1 OF 1 PRECINCTS REPORTING

03 = VOTER TURNOUT - TOTAL

TOTAL PERCENT  
19.91

2749 UNV49

-----  
01 02 03  
-----  
884 . 176 19.91  
-----

WITH 1 OF 1 PRECINCTS REPORTING

TRUSTEE VELDA VILLAGE HILLS

VOTES PERCENT

VOTES PERCENT

(Vote for ) 3  
01 = MOLLIE R. BRADFORD  
02 = ROY L. WADE  
03 = JIMMIE E. ROSS

100 23.98  
87 20.86  
80 19.18

04 = WILLIAM TAYLOR  
05 = RUTHESIA WILLIS  
06 = INVALID WRITE-IN

56 13.43  
92 22.06  
2 .48

2749 UNV49


-----  
01 02 03 04 05 06  
-----  
100 87 80 56 92 2  
-----

WE, THE BOARD OF ELECTION COMMISSIONERS OF ST. LOUIS COUNTY, MISSOURI, ACTING AS THE VERIFICATION BOARD PURSUANT TO 115.507, R.S. MO 1978, HEREBY CERTIFY THE FOREGOING TO BE A TRUE AND CORRECT ABSTRACT OF VOTES CAST FOR THE CANDIDATES AND ISSUES AT THE GENERAL MUNICIPAL ELECTION HELD IN ST. LOUIS COUNTY, MISSOURI, ON APRIL 5, 2011. IN TESTIMONY WHEREOF, WE HAVE HEREUNTO SET OUR HAND AT OUR OFFICE IN MAPLEWOOD, ST. LOUIS COUNTY, MISSOURI, ON APRIL 19, 2011.

  
RICHARD H. KELLETT, CHAIRMAN

  
JULIE R. JONES, SECRETARY

  
ANITA T. YECKEL, COMMISSIONER

  
ANN PLUEMER, COMMISSIONER

01 = REGISTERED VOTERS - TOTAL  
02 = BALLOTS CAST - TOTAL

TOTAL PERCENT  
1,240  
243

WITH 8 OF 8 PRECINCTS REPORTING  
03 = VOTER TURNOUT - TOTAL  
19.60

TOTAL PERCENT  
19.60

	01	02	03
1710 MID10	149	35	23.49
1718 MID18	342	83	24.27
1720 MID20	19	5	26.32
1725 MID25	48	17	35.42
1730 MID30	339	58	17.11
1732 MID32	42	9	21.43
1738 MID38	36	5	13.89
1755 MID55	265	31	11.70

ALDERPERSON VINITA PARK WARD 1  
(Vote for ) 1  
01 = BRIAN GREMAUD  
02 = ELEANOR J. BROOKS

	01	02	03
1718 MID18	60	22	0

WITH 1 OF 1 PRECINCTS REPORTING  
VOTES PERCENT  
03 = INVALID WRITE-IN 0

ALDERPERSON VINITA PARK WARD 2  
(Vote for ) 1  
01 = WANDA FAIRLEY  
02 = DONALD D. BONO

	01	02	03
1725 MID25	0	17	0
1730 MID30	43	15	0
1732 MID32	4	5	0
1738 MID38	4	1	0

WITH 4 OF 4 PRECINCTS REPORTING  
VOTES PERCENT  
03 = INVALID WRITE-IN 0

ALDERPERSON VINITA PARK WARD 3  
(Vote for ) 1  
01 = PAMELA C. FULLER  
02 = DAVID HARLEMAN

	01	02	03	04
1710 MID10	19	14	1	0
1720 MID20	0	4	1	0
1755 MID55	15	10	3	0

WITH 3 OF 3 PRECINCTS REPORTING  
VOTES PERCENT  
03 = LARRY JOSEPH ADDISON 5 7.46  
04 = INVALID WRITE-IN 0

VINITA PARK-PROPOSITION C  
\*\*APPOINTMENT OF COLLECTOR\*\*  
(Vote for ) 1  
01 = YES  
02 = NO

	01	02
1710 MID10	10	18
1718 MID18	18	57
1720 MID20	2	3
1725 MID25	1	15
1730 MID30	27	27
1732 MID32	2	7
1738 MID38	2	3
1755 MID55	15	14

WITH 8 OF 8 PRECINCTS REPORTING  
VOTES PERCENT  
77 34.84  
144 65.16

WE, THE BOARD OF ELECTION COMMISSIONERS OF ST. LOUIS COUNTY, MISSOURI, ACTING AS THE VERIFICATION BOARD PURSUANT TO 115.507,R.S.Mo 1978, HEREBY CERTIFY THE FOREGOING TO BE A TRUE AND CORRECT ABSTRACT OF VOTES CAST FOR THE CANDIDATES AND ISSUES AT THE GENERAL MUNICIPAL ELECTION HELD IN ST. LOUIS COUNTY, MISSOURI, ON APRIL 5, 2011. IN TESTIMONY WHEREOF, WE HAVE HEREUNTO SET OUR HAND AT OUR OFFICE IN MAPLEWOOD, ST. LOUIS COUNTY, MISSOURI, ON APRIL 19, 2011.

*Richard H. Kellett*      *Julie R. Jones*      *Anita T. Yeckel*      *f. Pluemmer*  
 RICHARD H. KELLETT, CHAIRMAN      JULIE R. JONES, SECRETARY      ANITA T. YECKEL, COMMISSIONER      ANN PLUEMER, COMMISSIONER



VILLAGE OF VINITA TERRACE

GENERAL MUNICIPAL ELECTION  
ST. LOUIS COUNTY, MISSOURI  
TUESDAY, APRIL 5, 2011

OFFICIAL FINAL RESULTS

01 = REGISTERED VOTERS - TOTAL  
02 = BALLOTS CAST - TOTAL

TOTAL PERCENT  
199 40

WITH 1 OF 1 PRECINCTS REPORTING

03 = VOTER TURNOUT - TOTAL

TOTAL PERCENT  
20.10

2703 UNV3

-----  
01 02 03  
-----  
199 . 40 20.10  
-----

WITH 1 OF 1 PRECINCTS REPORTING

TRUSTEE VINITA TERRACE  
(Vote for ) 3  
01 = WALLACE RICHARD  
02 = MARY C. TEVLIN  
03 = VAUGHN M. ROOKS

VOTES PERCENT  
25 24.75  
29 28.71  
34 33.66

04 = JEFF BAUMGARTNER  
05 = INVALID WRITE-IN

VOTES PERCENT  
13 12.87  
0

2703 UNV3


-----  
01 02 03 04 05  
-----  
25 29 34 13 0  
-----

WE, THE BOARD OF ELECTION COMMISSIONERS OF ST. LOUIS COUNTY, MISSOURI, ACTING AS THE VERIFICATION BOARD PURSUANT TO 115.507, R.S. MO 1978, HEREBY CERTIFY THE FOREGOING TO BE A TRUE AND CORRECT ABSTRACT OF VOTES CAST FOR THE CANDIDATES AND ISSUES AT THE GENERAL MUNICIPAL ELECTION HELD IN ST. LOUIS COUNTY, MISSOURI, ON APRIL 5, 2011. IN TESTIMONY WHEREOF, WE HAVE HEREUNTO SET OUR HAND AT OUR OFFICE IN MAPLEWOOD, ST. LOUIS COUNTY, MISSOURI, ON APRIL 19, 2011.

  
RICHARD H. KELLETT, CHAIRMAN

  
JULIE R. JONES, SECRETARY

  
ANITA T. YECKEL, COMMISSIONER

  
ANN PLUEMER, COMMISSIONER

01 = REGISTERED VOTERS - TOTAL  
02 = BALLOTS CAST - TOTAL

TOTAL PERCENT  
1,561 276

WITH 4 OF 4 PRECINCTS REPORTING

03 = VOTER TURNOUT - TOTAL

TOTAL PERCENT  
17.68

	01	02	03
1101 JEF1	376	56	14.89
1103 JEF3	469	76	16.20
1104 JEF4	361	76	21.05
1105 JEF5	355	68	19.15

WITH 1 OF 1 PRECINCTS REPORTING

ALDERPERSON WARSON WOODS WARD 1  
(Vote for ) 1  
01 = MICHAEL T. ANDREWS  
02 = INVALID WRITE-IN

	VOTES	PERCENT
01	49	98.00
02	1	2.00

1101 JEF1

WITH 1 OF 1 PRECINCTS REPORTING

ALDERPERSON WARSON WOODS WARD 2  
(Vote for ) 1  
01 = GORDON W. GOSH  
02 = INVALID WRITE-IN

	VOTES	PERCENT
01	70	100.00
02	0	

1103 JEF3

WITH 1 OF 1 PRECINCTS REPORTING

ALDERPERSON WARSON WOODS WARD 3  
(Vote for ) 1  
01 = DAVID AITKEN  
02 = INVALID WRITE-IN

	VOTES	PERCENT
01	69	97.18
02	2	2.82

1104 JEF4

WITH 1 OF 1 PRECINCTS REPORTING

ALDERPERSON WARSON WOODS WARD 4  
(Vote for ) 1  
01 = MARK F. WITTICH  
02 = INVALID WRITE-IN

	VOTES	PERCENT
01	63	100.00
02	0	

1105 JEF5

WE, THE BOARD OF ELECTION COMMISSIONERS OF ST. LOUIS COUNTY, MISSOURI, ACTING AS THE VERIFICATION BOARD PURSUANT TO 115.507,R.S.MO 1978, HEREBY CERTIFY THE FOREGOING TO BE A TRUE AND CORRECT ABSTRACT OF VOTES CAST FOR THE CANDIDATES AND ISSUES AT THE GENERAL MUNICIPAL ELECTION HELD IN ST. LOUIS COUNTY, MISSOURI, ON APRIL 5, 2011. IN TESTIMONY WHEREOF, WE HAVE HEREUNTO SET OUR HAND AT OUR OFFICE IN MAPLEWOOD, ST. LOUIS COUNTY, MISSOURI, ON APRIL 19, 2011.

*Richard H. Kellett*  
RICHARD H. KELLETT, CHAIRMAN

*Julie R. Jones*  
JULIE R. JONES, SECRETARY

*Anita Yeckel*  
ANITA T. YECKEL, COMMISSIONER

*f. Pluemer*  
ANN PLUEMER, COMMISSIONER

WEBSTER GROVES SCHOOL DISTRICT

GENERAL MUNICIPAL ELECTION  
ST. LOUIS COUNTY, MISSOURI  
TUESDAY, APRIL 5, 2011

OFFICIAL FINAL RESULTS

01 = REGISTERED VOTERS - TOTAL  
02 = BALLOTS CAST - TOTAL

TOTAL PERCENT  
24,670  
4,354

WITH 27 OF 27 PRECINCTS REPORTING  
03 = VOTER TURNOUT - TOTAL  
17.65

	01	02	03
0521 CLA21,52	972	106	10.91
0522 CLA22	969	161	16.62
0523 CLA23,33	1342	270	20.12
0550 CLA50	660	107	16.21
0554 CLA54	559	68	12.16
1101 JEF1	376	56	14.89
1102 JEF2,40	245	34	13.88
1103 JEF3	469	76	16.20
1104 JEF4	361	76	21.05
1106 JEF6	363	108	29.75
1107 JEF7,17	523	85	16.25
1108 JEF8	376	93	24.73
1110 JEF10	469	86	18.34
1113 JEF13,20	1630	265	16.26
1114 JEF14,19	1684	329	19.54
1116 JEF16	672	112	16.67
1118 JEF18,24	1712	347	20.27
1122 JEF22,25,26	1258	233	18.52
1123 JEF23,47,48	1287	197	15.31
1127 JEF27,28	1230	205	16.67
1130 JEF30,42	1889	295	15.62
1131 JEF31,44	1803	335	18.58
1135 JEF35	80	7	8.75
1136 JEF36	290	46	15.86
1143 JEF43,45	1497	227	15.16
1146 JEF46,49	1335	283	21.20
1150 JEF50	619	147	23.75

DIRECTOR WEBSTER GROVES SCHOOL DISTRICT	VOTES	PERCENT	WITH 27 OF 27 PRECINCTS REPORTING	VOTES	PERCENT
(Vote for ) 3					
01 = DAVID ADDISON	2,358	22.49			
02 = AMY O'BRIEN	3,031	28.91	04 = AMY CLENDENNEN	2,771	26.43
03 = EMERSON SMITH	2,274	21.69	05 = INVALID WRITE-IN	52	.50

	01	02	03	04	05
0521 CLA21,52	62	60	87	47	3
0522 CLA22	76	88	103	72	0
0523 CLA23,33	145	150	88	117	7
0550 CLA50	59	70	23	72	2
0554 CLA54	36	34	42	30	0
1101 JEF1	32	33	27	29	2
1102 JEF2,40	21	26	16	17	0
1103 JEF3	47	40	32	40	0
1104 JEF4	42	46	30	49	4
1106 JEF6	60	63	41	66	0
1107 JEF7,17	42	61	36	39	0
1108 JEF8	47	55	31	43	0
1110 JEF10	45	62	34	46	0
1113 JEF13,20	130	193	152	177	3
1114 JEF14,19	163	266	182	245	3
1116 JEF16	70	76	53	67	1
1118 JEF18,24	202	260	184	221	5
1122 JEF22,25,26	104	167	157	170	3
1123 JEF23,47,48	87	145	127	141	4
1127 JEF27,28	95	150	118	151	3
1130 JEF30,42	169	230	167	208	0
1131 JEF31,44	199	249	175	239	3
1135 JEF35	1	2	4	2	0
1136 JEF36	23	38	28	29	0
1143 JEF43,45	130	177	111	162	0
1146 JEF46,49	166	183	145	196	6
1150 JEF50	105	107	81	96	3

WE, THE BOARD OF ELECTION COMMISSIONERS OF ST. LOUIS COUNTY, MISSOURI, ACTING AS THE VERIFICATION BOARD PURSUANT TO 115.507,R.S.MO 1978, HEREBY CERTIFY THE FOREGOING TO BE A TRUE AND CORRECT ABSTRACT OF VOTES CAST FOR THE CANDIDATES AND ISSUES AT THE GENERAL MUNICIPAL ELECTION HELD IN ST. LOUIS COUNTY, MISSOURI, ON APRIL 5, 2011. IN TESTIMONY WHEREOF, WE HAVE HEREUNTO SET OUR HAND AT OUR OFFICE IN MAPLEWOOD, ST. LOUIS COUNTY, MISSOURI, ON APRIL 19, 2011.

*Richard H. Kellett*  
RICHARD H. KELLETT, CHAIRMAN

*Julie R. Jones*  
JULIE R. JONES, SECRETARY

*Anita T. Yeckel*  
ANITA T. YECKEL, COMMISSIONER

*Ann Pluemer*  
ANN PLUEMER, COMMISSIONER

01 = REGISTERED VOTERS - TOTAL		TOTAL	PERCENT	WITH 4 OF 4 PRECINCTS REPORTING	TOTAL	PERCENT
02 = BALLOTS CAST - TOTAL		627			03 = VOTER TURNOUT - TOTAL	10.21
		64				
		-----				
		01	02	03		
		-----	-----	-----		
2705 UNV5		28	2	7.14		
2706 UNV6,13		277	18	6.50		
2708 UNV8		198	12	6.06		
2712 UNV12		124	32	25.81		

				WITH 2 OF 2 PRECINCTS REPORTING		
				VOTES	PERCENT	
COUNCIL MEMBER WELLSTON WARD 1						
(Vote for ) 1						
01 = HELEN JACKSON				18	100.00	
02 = INVALID WRITE-IN				0		
		-----	-----			
		01	02			
		-----	-----			
2705 UNV5		2	0			
2706 UNV6,13		16	0			

				WITH 1 OF 1 PRECINCTS REPORTING		
				VOTES	PERCENT	
COUNCIL MEMBER WELLSTON WARD 3						
(Vote for ) 1						
01 = LINDA GARNER				12	100.00	
02 = INVALID WRITE-IN				0		
		-----	-----			
		01	02			
		-----	-----			
2708 UNV8		12	0			

				WITH 1 OF 1 PRECINCTS REPORTING		
				VOTES	PERCENT	
COUNCIL MEMBER WELLSTON WARD 5						
(Vote for ) 1						
01 = GRACIE L. WHITE				31	100.00	
02 = INVALID WRITE-IN				0		
		-----	-----			
		01	02			
		-----	-----			
2712 UNV12		31	0			

WE, THE BOARD OF ELECTION COMMISSIONERS OF ST. LOUIS COUNTY, MISSOURI, ACTING AS THE VERIFICATION BOARD PURSUANT TO 115.507,R.S.Mo 1978, HEREBY CERTIFY THE FOREGOING TO BE A TRUE AND CORRECT ABSTRACT OF VOTES CAST FOR THE CANDIDATES AND ISSUES AT THE GENERAL MUNICIPAL ELECTION HELD IN ST. LOUIS COUNTY, MISSOURI, ON APRIL 5, 2011. IN TESTIMONY WHEREOF, WE HAVE HEREUNTO SET OUR HAND AT OUR OFFICE IN MAPLEWOOD, ST. LOUIS COUNTY, MISSOURI, ON APRIL 19, 2011.

Richard H. Kellett      Julie R. Jones      Anita T. Yeckel      f. Pluemmer  
 RICHARD H. KELLETT, CHAIRMAN      JULIE R. JONES, SECRETARY      ANITA T. YECKEL, COMMISSIONER      ANN PLUEMER, COMMISSIONER

VILLAGE OF WESTWOOD

GENERAL MUNICIPAL ELECTION  
ST. LOUIS COUNTY, MISSOURI  
TUESDAY, APRIL 5, 2011

OFFICIAL FINAL RESULTS

01 = REGISTERED VOTERS - TOTAL  
02 = BALLOTS CAST - TOTAL

TOTAL PERCENT  
255  
31

WITH 2 OF 2 PRECINCTS REPORTING

03 = VOTER TURNOUT - TOTAL

TOTAL PERCENT  
12.16

	01	02	03
1870 MR70,72	105	13	12.38
1871 MR71,74	150	18	12.00

VOTES PERCENT

WITH 2 OF 2 PRECINCTS REPORTING

VOTES PERCENT

TRUSTEE WESTWOOD  
(Vote for ) 3  
01 = JOHN D. FUDEMBERG  
02 = DOUGLAS A. SCHUKAR

22 30.56  
23 31.94

03 = ROBYN DEMOTT  
04 = INVALID WRITE-IN

26 36.11  
1 1.39

	01	02	03	04
1870 MR70,72	8	7	11	1
1871 MR71,74	14	16	15	0

WE, THE BOARD OF ELECTION COMMISSIONERS OF ST. LOUIS COUNTY, MISSOURI, ACTING AS THE VERIFICATION BOARD PURSUANT TO 115.507,R.S.Mo 1978, HEREBY CERTIFY THE FOREGOING TO BE A TRUE AND CORRECT ABSTRACT OF VOTES CAST FOR THE CANDIDATES AND ISSUES AT THE GENERAL MUNICIPAL ELECTION HELD IN ST. LOUIS COUNTY, MISSOURI, ON APRIL 5, 2011. IN TESTIMONY WHEREOF, WE HAVE HEREUNTO SET OUR HAND AT OUR OFFICE IN MAPLEWOOD, ST. LOUIS COUNTY, MISSOURI, ON APRIL 19, 2011.

*Richard H. Kellett*  
RICHARD H. KELLETT, CHAIRMAN

*Julie R. Jones*  
JULIE R. JONES, SECRETARY

*Anita Yeckel*  
ANITA T. YECKEL, COMMISSIONER

*f. Pluemer*  
ANN PLUEMER, COMMISSIONER

VILLAGE OF WILBUR PARK

GENERAL MUNICIPAL ELECTION  
ST. LOUIS COUNTY, MISSOURI  
TUESDAY, APRIL 5, 2011

OFFICIAL FINAL RESULTS

01 = REGISTERED VOTERS - TOTAL  
02 = BALLOTS CAST - TOTAL

TOTAL PERCENT  
334  
45

WITH 1 OF 1 PRECINCTS REPORTING

03 = VOTER TURNOUT - TOTAL

TOTAL PERCENT  
13.47

0634 CON34

01 02 03  
334 . 45 13.47

TRUSTEE WILBUR PARK  
(Vote for ) 3  
01 = RICHARD WARREN  
02 = JOSEPH WILHITE

VOTES PERCENT  
34 30.91  
39 35.45

WITH 1 OF 1 PRECINCTS REPORTING

03 = NEAL VOHSEN  
04 = INVALID WRITE-IN

VOTES PERCENT  
29 26.36  
8 7.27

0634 CON34

01 02 03 04  
34 39 29 8

WE, THE BOARD OF ELECTION COMMISSIONERS OF ST. LOUIS COUNTY, MISSOURI, ACTING AS THE VERIFICATION BOARD PURSUANT TO 115.507, R.S. MO 1978, HEREBY CERTIFY THE FOREGOING TO BE A TRUE AND CORRECT ABSTRACT OF VOTES CAST FOR THE CANDIDATES AND ISSUES AT THE GENERAL MUNICIPAL ELECTION HELD IN ST. LOUIS COUNTY, MISSOURI, ON APRIL 5, 2011. IN TESTIMONY WHEREOF, WE HAVE HEREUNTO SET OUR HAND AT OUR OFFICE IN MAPLEWOOD, ST. LOUIS COUNTY, MISSOURI, ON APRIL 19, 2011.

*Richard H. Kellett*  
RICHARD H. KELLETT, CHAIRMAN

*Julie R. Jones*  
JULIE R. JONES, SECRETARY

*Anita Yeckel*  
ANITA T. YECKEL, COMMISSIONER

*f Pluemer*  
ANN PLUEMER, COMMISSIONER

01 = REGISTERED VOTERS - TOTAL  
02 = BALLOTS CAST - TOTAL

TOTAL PERCENT  
22,903  
3,179

WITH 31 OF 30 PRECINCTS REPORTING

TOTAL PERCENT  
13.88

	01	02	03
0401 CHE1	647	89	13.76
0405 CHE5,6,17	1249	165	13.21
0407 CHE7	861	156	18.12
0413 CHE13	1860	216	11.61
0420 CHE20,29	870	129	14.83
0424 CHE24	354	29	8.19
0425 CHE25	679	107	15.76
0426 CHE26	239	28	11.72
0427 CHE27,35,55	509	66	12.97
0428 CHE28	1279	174	13.60
0434 CHE34,53	1264	187	14.79
0438 CHE38,39 WH3	502	62	12.35
0440 CHE40	383	62	16.19
0443 CHE43,50 MER2,5	1135	158	13.92
0451 CHE51,54,56 MER4	485	61	12.58
1503 MER3,26 CHE49	841	139	16.53
1508 MER8,53	827	65	7.86
1528 MER28	206	31	15.05
1535 MER35	8	1	12.50
2802 WH2	187	31	16.58
2804 WH4,10,12	536	138	25.75
2805 WH5,7	252	44	17.46
2808 WH8	1372	189	13.78
2809 WH9	2030	317	15.62
2813 WH13	871	111	12.74
2814 WH14	464	62	13.36
2818 WH18	193	5	2.59
2819 WH19	609	57	9.36
2822 WH22	224	53	23.66
2823 WH23,26 CHE21	1780	216	12.13

WITH 4 OF 4 PRECINCTS REPORTING

COUNCIL MEMBER WILDWOOD WARD 1  
(Vote for ) 1  
01 = DAVID HAMRICK  
02 = INVALID WRITE-IN

VOTES PERCENT  
400 98.52  
6 1.48

	01	02
0401 CHE1	69	0
0407 CHE7	122	1
0427 CHE27,35,55	54	2
0434 CHE34,53	155	3

WITH 3 OF 3 PRECINCTS REPORTING

COUNCIL MEMBER WILDWOOD WARD 2  
(Vote for ) 1  
01 = ED MARSHALL  
02 = INVALID WRITE-IN

VOTES PERCENT  
338 97.41  
9 2.59

	01	02
0413 CHE13	178	8
0426 CHE26	23	0
0428 CHE28	137	1

WITH 5 OF 5 PRECINCTS REPORTING

COUNCIL MEMBER WILDWOOD WARD 3  
(Vote for ) 1  
01 = HARRY LEMAY  
02 = MARC S. PEREZ

VOTES PERCENT  
419 89.34  
50 10.66

03 = INVALID WRITE-IN 0

	01	02	03
0405 CHE5,6,17	130	16	0
0420 CHE20,29	109	14	0
0425 CHE25	87	9	0
0440 CHE40	44	9	0
2822 WH22	49	2	0

WITH 4 OF 4 PRECINCTS REPORTING

COUNCIL MEMBER WILDWOOD WARD 4  
(Vote for ) 1  
01 = KATIE DODWELL  
02 = INVALID WRITE-IN

VOTES PERCENT  
238 97.14  
7 2.86

	01	02
0424 CHE24	26	0
2818 WH18	5	0
2819 WH19	41	2
2823 WH23,26 CHE21	166	5

WITH 8 OF 8 PRECINCTS REPORTING

COUNCIL MEMBER WILDWOOD WARD 6  
(Vote for ) 1

VOTES PERCENT

01 = RON JAMES 432 97.08  
 02 = INVALID WRITE-IN 13 2.92

	01	02
0438 CHE38,39 WH3	47	3
0443 CHE43,50 MER2,5	128	4
0451 CHE51,54,56 MER4	52	0
1503 MER3,26 CHE49	120	3
1528 MER28	26	3
1535 MER35	1	0
2802 WH2	29	0

WITH 3 OF 3 PRECINCTS REPORTING

	VOTES	PERCENT
COUNCIL MEMBER WILDWOOD WARD 7 (Vote for ) 1		
01 = JOHN McCULLOCH	304	99.67
02 = INVALID WRITE-IN	1	.33

	01	02
2808 WH8	154	0
2813 WH13	92	1
2814 WH14	58	0

WITH 4 OF 4 PRECINCTS REPORTING

	VOTES	PERCENT		VOTES	PERCENT
COUNCIL MEMBER WILDWOOD WARD 8 (TWO YEAR MOST VOTES/ONE YEAR NEXT MOST) (Vote for ) 2					
01 = MICHELE BAUER	322	34.66	04 = DOUG CAMERON	170	18.30
02 = LARRY GOODSON	251	27.02	05 = MARK HAYEK	136	14.64
03 = ROWENA MAGRECKI	49	5.27	06 = INVALID WRITE-IN	1	.11

	01	02	03	04	05	06
1508 MER8,53	40	12	11	21	17	0
2804 WH4,10,12	101	76	13	22	18	0
2805 WH5,7	23	12	4	10	11	0
2809 WH9	158	151	21	117	90	1

WE, THE BOARD OF ELECTION COMMISSIONERS OF ST. LOUIS COUNTY, MISSOURI, ACTING AS THE VERIFICATION BOARD PURSUANT TO 115.507,R.S.Mo 1978, HEREBY CERTIFY THE FOREGOING TO BE A TRUE AND CORRECT ABSTRACT OF VOTES CAST FOR THE CANDIDATES AND ISSUES AT THE GENERAL MUNICIPAL ELECTION HELD IN ST. LOUIS COUNTY, MISSOURI, ON APRIL 5, 2011. IN TESTIMONY WHEREOF, WE HAVE HEREUNTO SET OUR HAND AT OUR OFFICE IN MAPLEWOOD, ST. LOUIS COUNTY, MISSOURI, ON APRIL 19, 2011.

*Richard H. Kellett*  
 RICHARD H. KELLETT, CHAIRMAN

*Julie R. Jones*  
 JULIE R. JONES, SECRETARY

*Anita Yeckel*  
 ANITA T. YECKEL, COMMISSIONER

*f Pluemer*  
 ANN PLUEMER, COMMISSIONER



CITY OF WINCHESTER

GENERAL MUNICIPAL ELECTION  
ST. LOUIS COUNTY, MISSOURI  
TUESDAY, APRIL 5, 2011

OFFICIAL FINAL RESULTS

01 = REGISTERED VOTERS - TOTAL  
02 = BALLOTS CAST - TOTAL

TOTAL PERCENT  
952  
124

WITH 3 OF 3 PRECINCTS REPORTING

TOTAL PERCENT  
13.03

	01	02	03
2326 QUE26 WH49	438	54	12.33
2327 QUE27 WH50	284	30	10.56
2851 WH51	230	40	17.39

WITH 2 OF 2 PRECINCTS REPORTING

ALDERPERSON WINCHESTER WARD 1  
(Vote for ) 1  
01 = MARIE BACH  
02 = INVALID WRITE-IN

VOTES PERCENT  
58 92.06  
5 7.94

	01	02
2327 QUE27 WH50	26	2
2851 WH51	32	3

WITH 1 OF 1 PRECINCTS REPORTING

ALDERPERSON WINCHESTER WARD 2  
(Vote for ) 1  
01 = JENNIFER JOHNSON  
02 = TONY DELUCA

VOTES PERCENT  
16 30.19  
37 69.81

03 = INVALID WRITE-IN

VOTES PERCENT  
0

	01	02	03
2326 QUE26 WH49	16	37	0

WE, THE BOARD OF ELECTION COMMISSIONERS OF ST. LOUIS COUNTY, MISSOURI, ACTING AS THE VERIFICATION BOARD PURSUANT TO 115.507, R.S. MO 1978, HEREBY CERTIFY THE FOREGOING TO BE A TRUE AND CORRECT ABSTRACT OF VOTES CAST FOR THE CANDIDATES AND ISSUES AT THE GENERAL MUNICIPAL ELECTION HELD IN ST. LOUIS COUNTY, MISSOURI, ON APRIL 5, 2011. IN TESTIMONY WHEREOF, WE HAVE HEREUNTO SET OUR HAND AT OUR OFFICE IN MAPLEWOOD, ST. LOUIS COUNTY, MISSOURI, ON APRIL 19, 2011.

*Richard H. Kellett*  
RICHARD H. KELLETT, CHAIRMAN

*Julie R. Jones*  
JULIE R. JONES, SECRETARY

*Anita Yeckel*  
ANITA T. YECKEL, COMMISSIONER

*f Pluemmer*  
ANN PLUEMER, COMMISSIONER

01 = REGISTERED VOTERS - TOTAL  
02 = BALLOTS CAST - TOTAL

TOTAL PERCENT  
2,432  
262

WITH 6 OF 6 PRECINCTS REPORTING

03 = VOTER TURNOUT - TOTAL

TOTAL PERCENT  
10.77

	01	02	03
0101 AP1,3	582	76	13.06
0102 AP2,53	419	50	11.93
0105 AP5	609	53	8.70
0118 AP18	253	19	7.51
0121 AP21	70	4	5.71
0139 AP39	499	60	12.02

WITH 2 OF 2 PRECINCTS REPORTING

	VOTES	PERCENT
ALDERPERSON WOODSON TERRACE WARD 1 (Vote for ) 1		
01 = DONNA M. CONLON	58	96.67
02 = INVALID WRITE-IN	2	3.33
0102 AP2,53	42	2
0118 AP18	16	0

WITH 2 OF 2 PRECINCTS REPORTING

	VOTES	PERCENT
ALDERPERSON WOODSON TERRACE WARD 2 (Vote for ) 1		
01 = KEVIN W. CRANE	63	96.92
02 = INVALID WRITE-IN	2	3.08
0101 AP1,3	59	2
0121 AP21	4	0

WITH 1 OF 1 PRECINCTS REPORTING

	VOTES	PERCENT
ALDERPERSON WOODSON TERRACE WARD 3 (Vote for ) 1		
01 = GREG MURPHY	49	98.00
02 = INVALID WRITE-IN	1	2.00
0105 AP5	49	1

WITH 1 OF 1 PRECINCTS REPORTING

	VOTES	PERCENT
ALDERPERSON WOODSON TERRACE WARD 4 (Vote for ) 1		
01 = RON HOGAN	53	100.00
02 = INVALID WRITE-IN	0	
0139 AP39	53	0

WE, THE BOARD OF ELECTION COMMISSIONERS OF ST. LOUIS COUNTY, MISSOURI, ACTING AS THE VERIFICATION BOARD PURSUANT TO 115.507, R.S. MO 1978, HEREBY CERTIFY THE FOREGOING TO BE A TRUE AND CORRECT ABSTRACT OF VOTES CAST FOR THE CANDIDATES AND ISSUES AT THE GENERAL MUNICIPAL ELECTION HELD IN ST. LOUIS COUNTY, MISSOURI, ON APRIL 5, 2011. IN TESTIMONY WHEREOF, WE HAVE HEREUNTO SET OUR HAND AT OUR OFFICE IN MAPLEWOOD, ST. LOUIS COUNTY, MISSOURI, ON APRIL 19, 2011.

*Richard H. Kellett*  
RICHARD H. KELLETT, CHAIRMAN

*Julie R. Jones*  
JULIE R. JONES, SECRETARY

*Anita Yeckel*  
ANITA T. YECKEL, COMMISSIONER

*f Pluemer*  
ANN PLUEMER, COMMISSIONER