

AFFTON FIRE DISTRICT  
 RUN DATE:04/11/12 11:34 AM

GENERAL MUNICIPAL ELECTION  
 ST. LOUIS COUNTY, MISSOURI  
 TUESDAY, APRIL 3, 2012

OFFICIAL FINAL RESULTS

	TOTAL	PERCENT		TOTAL	PERCENT
01 = REGISTERED VOTERS - TOTAL	22,380		03 = VOTER TURNOUT - TOTAL	4,032	18.02
02 = BALLOTS CAST - TOTAL	4,032				
	01	02	03		
0604 CON4,6,44	1504	210	13.96		
0605 CON5 GRA42 LEM19	1995	432	21.65		
0607 CON7,40,41	275	47	17.09		
0608 CON8,27,35,39	1596	246	15.41		
0609 CON9	1033	132	12.78		
0620 CON20,33	256	41	16.02		
0626 CON26	188	11	5.85		
0634 CON34	321	87	27.10		
0636 CON36	374	76	20.32		
0637 CON37	274	29	10.58		
0638 CON38	142	25	17.61		
0907 GRA7,19,20,54	1760	247	14.03		
0913 GRA13	278	54	19.42		
0915 GRA15,30,35	1341	244	18.20		
0916 GRA16,21,23,31	1848	236	12.77		
0917 GRA17,61	1029	172	16.72		
0918 GRA18,34,37	1159	177	15.27		
0922 GRA22,38	1713	287	16.75		
0925 GRA25	830	153	18.43		
0933 GRA33 CON17	1207	254	21.04		
0939 GRA39	89	14	15.73		
0940 GRA40 CON2	1288	351	27.25		
0943 GRA43,51 CON23	116	13	11.21		
0944 GRA44	687	380	55.31		
0956 GRA56	109	13	11.93		
1105 JEF5,7,41	897	96	10.70		
1418 LEM18	71	5	7.04		

AFFTON FIRE DISTRICT-PROPOSITION A	VOTES	PERCENT
**OPERATING TAX LEVY**		
(Vote for ) 1		
01 = YES	2,463	61.71
02 = NO	1,528	38.29

	01	02
0604 CON4,6,44	128	80
0605 CON5 GRA42 LEM19	292	137
0607 CON7,40,41	24	22
0608 CON8,27,35,39	149	94
0609 CON9	74	58
0620 CON20,33	21	18
0626 CON26	8	3
0634 CON34	65	21
0636 CON36	35	40
0637 CON37	15	14
0638 CON38	11	14
0907 GRA7,19,20,54	159	86
0913 GRA13	25	29
0915 GRA15,30,35	132	110
0916 GRA16,21,23,31	135	99
0917 GRA17,61	91	80
0918 GRA18,34,37	93	83
0922 GRA22,38	170	117
0925 GRA25	98	52
0933 GRA33 CON17	175	74
0939 GRA39	11	3
0940 GRA40 CON2	241	107
0943 GRA43,51 CON23	8	5
0944 GRA44	219	152
0956 GRA56	11	2
1105 JEF5,7,41	69	27
1418 LEM18	4	1

WE, THE BOARD OF ELECTION COMMISSIONERS OF ST. LOUIS COUNTY, MISSOURI, ACTING AS THE VERIFICATION BOARD PURSUANT TO 115.507,R.S.Mo 1978, HEREBY CERTIFY THE FOREGOING TO BE A TRUE AND CORRECT ABSTRACT OF VOTES CAST FOR THE CANDIDATES AND ISSUES AT THE GENERAL MUNICIPAL ELECTION HELD IN ST. LOUIS COUNTY, MISSOURI, ON APRIL 3, 2012. IN TESTIMONY WHEREOF, WE HAVE HEREUNTO SET OUR HAND AT OUR OFFICE IN MAPLEWOOD, ST. LOUIS COUNTY, MISSOURI, ON APRIL 11, 2012.



CREVE COEUR FIRE DISTRICT  
 RUN DATE:04/11/12 11:36 AM

GENERAL MUNICIPAL ELECTION  
 ST. LOUIS COUNTY, MISSOURI  
 TUESDAY, APRIL 3, 2012

OFFICIAL FINAL RESULTS

	TOTAL	PERCENT	03 = VOTER TURNOUT - TOTAL	TOTAL	PERCENT
01 = REGISTERED VOTERS - TOTAL	23,392				19.90
02 = BALLOTS CAST - TOTAL	4,656				
	01	02	03		
0302 CC2,7 MHT13,43	1440	107	7.43		
0303 CC3,5	951	86	9.04		
0304 CC4	192	17	8.85		
0306 CC6,52	1090	111	10.18		
0309 CC9,10	239	68	28.45		
0311 CC11,16,28	1663	407	24.47		
0314 CC14,24,25,51	1663	483	29.04		
0317 CC17	695	56	8.06		
0318 CC18	0	0			
0323 CC23	1281	631	49.26		
0330 CC30	99	16	16.16		
0331 CC31	849	100	11.78		
0332 CC32,56	51	18	35.29		
0333 CC33,62	372	186	50.00		
0335 CC35,50	1519	136	8.95		
0336 CC36,46	895	491	54.86		
0337 CC37	148	66	44.59		
0338 CC38,47	135	29	21.48		
0339 CC39,43	106	49	46.23		
0340 CC40,48	146	9	6.16		
0341 CC41	332	42	12.65		
0342 CC42,44,64	1748	190	10.87		
0345 CC45	39	8	20.51		
0349 CC49	596	166	27.85		
0353 CC53,54	1237	107	8.65		
0355 CC55	413	197	47.70		
0358 CC58	435	148	34.02		
0359 CC59	174	27	15.52		
0360 CC60	157	79	50.32		
0363 CC63	331	94	28.40		
1610 MHT10,21,25,33,47	1609	128	7.96		
1611 MHT11	738	69	9.35		
1629 MHT29,61	193	6	3.11		
1632 MHT32 CC8	340	12	3.53		
1644 MHT44	84	1	1.19		
1650 MHT50,52	905	217	23.98		
1651 MHT51	143	15	10.49		
1653 MHT53	132	35	26.52		
1655 MHT55	174	46	26.44		
1660 MHT60,62,63	78	3	3.85		

DIRECTOR CREVE COEUR FIRE DISTRICT	VOTES	PERCENT	VOTES	PERCENT
(Vote for ) 1				
01 = RON OLSHWANGER	2,994	73.69		
02 = LILI GOODMAN LIEBERMAN	1,061	26.11	03 = INVALID WRITE-IN	8 .20
	01	02	03	
0302 CC2,7 MHT13,43	69	31	0	
0303 CC3,5	65	20	0	
0304 CC4	10	5	0	
0306 CC6,52	82	28	0	
0309 CC9,10	38	18	0	
0311 CC11,16,28	268	82	2	
0314 CC14,24,25,51	318	117	2	
0317 CC17	41	12	0	
0318 CC18	0	0	0	
0323 CC23	361	139	0	
0330 CC30	7	8	1	
0331 CC31	64	30	0	
0332 CC32,56	13	4	0	
0333 CC33,62	123	40	0	
0335 CC35,50	104	25	0	
0336 CC36,46	314	82	1	
0337 CC37	35	18	0	
0338 CC38,47	19	9	0	
0339 CC39,43	26	11	1	
0340 CC40,48	7	1	0	
0341 CC41	31	10	0	
0342 CC42,44,64	139	40	0	
0345 CC45	4	4	0	
0349 CC49	100	48	0	
0353 CC53,54	77	19	0	
0355 CC55	122	39	0	
0358 CC58	99	34	1	
0359 CC59	18	2	0	
0360 CC60	47	19	0	
0363 CC63	64	20	0	
1610 MHT10,21,25,33,47	93	25	0	
1611 MHT11	49	15	0	
1629 MHT29,61	4	2	0	
1632 MHT32 CC8	2	8	0	
1644 MHT44	0	1	0	
1650 MHT50,52	118	74	0	
1651 MHT51	9	3	0	
1653 MHT53	24	5	0	
1655 MHT55	28	12	0	
1660 MHT60,62,63	2	1	0	

DIRECTOR CREVE COEUR FIRE DISTRICT VOTES PERCENT VOTES PERCENT

(Vote for ) 1  
 01 = CATHY KEELER  
 02 = SAM GOODMAN

2,453 65.14  
 1,307 34.71

03 = INVALID WRITE-IN

6 .16

	01	02	03
0302 CC2,7 MHT13,43	73	22	0
0303 CC3,5	60	26	0
0304 CC4	8	8	0
0306 CC6,52	78	27	0
0309 CC9,10	32	22	0
0311 CC11,16,28	227	97	1
0314 CC14,24,25,51	206	199	1
0317 CC17	33	16	0
0318 CC18	0	0	0
0323 CC23	281	164	0
0330 CC30	10	4	0
0331 CC31	68	22	0
0332 CC32,56	13	3	0
0333 CC33,62	104	50	0
0335 CC35,50	92	31	0
0336 CC36,46	234	115	1
0337 CC37	30	19	0
0338 CC38,47	20	8	0
0339 CC39,43	21	16	1
0340 CC40,48	3	4	0
0341 CC41	33	7	0
0342 CC42,44,64	126	45	0
0345 CC45	3	5	0
0349 CC49	78	61	0
0353 CC53,54	69	22	0
0355 CC55	83	56	0
0358 CC58	95	35	1
0359 CC59	7	7	1
0360 CC60	41	16	0
0363 CC63	47	32	0
1610 MHT10,21,25,33,47	83	33	0
1611 MHT11	49	15	0
1629 MHT29,61	4	2	0
1632 MHT32 CC8	7	2	0
1644 MHT44	1	0	0
1650 MHT50,52	94	78	0
1651 MHT51	8	3	0
1653 MHT53	13	16	0
1655 MHT55	16	19	0
1660 MHT60,62,63	3	0	0

WE, THE BOARD OF ELECTION COMMISSIONERS OF ST. LOUIS COUNTY, MISSOURI, ACTING AS THE VERIFICATION BOARD PURSUANT TO 115.507,R.S.Mo 1978, HEREBY CERTIFY THE FOREGOING TO BE A TRUE AND CORRECT ABSTRACT OF VOTES CAST FOR THE CANDIDATES AND ISSUES AT THE GENERAL MUNICIPAL ELECTION HELD IN ST. LOUIS COUNTY, MISSOURI, ON APRIL 3, 2012. IN TESTIMONY WHEREOF, WE HAVE HEREUNTO SET OUR HAND AT OUR OFFICE IN MAPLEWOOD, ST. LOUIS COUNTY, MISSOURI, ON APRIL 11, 2012.



METRO WEST FIRE DISTRICT  
 RUN DATE:04/11/12 11:37 AM

GENERAL MUNICIPAL ELECTION  
 ST. LOUIS COUNTY, MISSOURI  
 TUESDAY, APRIL 3, 2012

OFFICIAL FINAL RESULTS

	TOTAL	PERCENT	TOTAL	PERCENT
01 = REGISTERED VOTERS - TOTAL	52,604		03 = VOTER TURNOUT - TOTAL	18.16
02 = BALLOTS CAST - TOTAL	9,551			
	01	02	03	
0403 CHE3	444	65	14.64	
0413 CHE13	1831	452	24.69	
0420 CHE20,29	847	236	27.86	
0424 CHE24	339	66	19.47	
0427 CHE27,35,47	508	140	27.56	
0434 CHE34,53,55	1224	295	24.10	
0438 CHE38,39 WH3	478	88	18.41	
0440 CHE40	377	108	28.65	
0443 CHE43,50 MER2,5	1122	241	21.48	
1209 LAF9,10,45	1360	209	15.37	
1211 LAF11	572	37	6.47	
1213 LAF13	212	17	8.02	
1214 LAF14	695	87	12.52	
1216 LAF16	545	75	13.76	
1217 LAF17	385	40	10.39	
1218 LAF18,20	1084	126	11.62	
1219 LAF19,22	518	50	9.65	
1221 LAF21	274	48	17.52	
1223 LAF23	409	77	18.83	
1224 LAF24,40	481	97	20.17	
1225 LAF25,36	439	71	16.17	
1227 LAF27	1277	162	12.69	
1228 LAF28	861	89	10.34	
1235 LAF35	194	29	14.95	
1237 LAF37	189	22	11.64	
1238 LAF38	968	125	12.91	
1239 LAF39,44,49	1676	285	17.00	
1241 LAF41	1102	201	18.24	
1242 LAF42	456	88	19.30	
1243 LAF43	222	40	18.02	
1248 LAF48	223	49	21.97	
1508 MER8,10,51	807	120	14.87	
1511 MER11,41	517	64	12.38	
1512 MER12,33	1171	223	19.04	
1527 MER27	417	55	13.19	
1528 MER28	192	50	26.04	
1536 MER36	739	101	13.67	
1545 MER45,48	554	53	9.57	
1547 MER47	448	19	4.24	
2312 QUE12	521	37	7.10	
2313 QUE13	157	5	3.18	
2319 QUE19,52 MER29	1354	84	6.20	
2801 WH1,32,38	609	118	19.38	
2802 WH2	175	43	24.57	
2804 WH4,10,12	527	138	26.19	
2805 WH5,7	240	60	25.00	
2806 WH6	388	53	13.66	
2808 WH8	1338	328	24.51	
2809 WH9	1960	448	22.86	
2811 WH11,49	1012	93	9.19	
2813 WH13	831	165	19.86	
2814 WH14	450	107	23.78	
2815 WH15	565	54	9.56	
2816 WH16,36	618	160	25.89	
2817 WH17,25,48	1197	305	25.48	
2818 WH18	156	4	2.56	
2819 WH19	575	108	18.78	
2820 WH20	1194	251	21.02	
2821 WH21	1130	193	17.08	
2822 WH22	222	66	29.73	
2823 WH23,26 CHE21	1754	445	25.37	
2824 WH24	523	52	9.94	
2827 WH27,28	1119	335	29.94	
2829 WH29	242	31	12.81	
2830 WH30 CHE23	200	26	13.00	
2831 WH31	981	290	29.56	
2833 WH33	314	23	7.32	
2834 WH34	1587	310	19.53	
2835 WH35	526	145	27.57	
2837 WH37	249	73	29.32	
2839 WH39	190	48	25.26	
2840 WH40,41	825	161	19.52	
2842 WH42,47 LAF7 MER21,39,40	99	6	6.06	
2843 WH43 MER34	1098	211	19.22	
2844 WH44	58	3	5.17	
2845 WH45	931	111	11.92	
2846 WH46,50,51	532	61	11.47	

	VOTES	PERCENT
METRO WEST FIRE DISTRICT-PROPOSITION L		
**BONDS-CAPITAL IMPRO (57.15% NEEDED)**		
(Vote for ) 1		
01 = YES	6,016	63.52
02 = NO	3,455	36.48
	01	02
0403 CHE3	30	34
0413 CHE13	267	179
0420 CHE20,29	139	96
0424 CHE24	31	34
0427 CHE27,35,47	87	52
0434 CHE34,53,55	172	120
0438 CHE38,39 WH3	43	45

0440	CHE40	67	38
0443	CHE43,50 MER2,5	115	123
1209	LAF9,10,45	115	90
1211	LAF11	23	14
1213	LAF13	14	2
1214	LAF14	59	28
1216	LAF16	47	28
1217	LAF17	28	12
1218	LAF18,20	74	51
1219	LAF19,22	32	18
1221	LAF21	26	22
1223	LAF23	55	21
1224	LAF24,40	57	39
1225	LAF25,36	41	29
1227	LAF27	105	57
1228	LAF28	49	40
1235	LAF35	14	15
1237	LAF37	12	10
1238	LAF38	89	36
1239	LAF39,44,49	177	108
1241	LAF41	92	108
1242	LAF42	55	33
1243	LAF43	20	19
1248	LAF48	33	15
1508	MER8,10,51	80	40
1511	MER11,41	29	34
1512	MER12,33	150	73
1527	MER27	39	14
1528	MER28	27	23
1536	MER36	67	33
1545	MER45,48	28	25
1547	MER47	10	9
2312	QUE12	32	5
2313	QUE13	3	1
2319	QUE19,52 MER29	56	26
2801	WH1,32,38	86	31
2802	WH2	19	24
2804	WH4,10,12	78	59
2805	WH5,7	35	25
2806	WH6	35	18
2808	WH8	226	98
2809	WH9	294	150
2811	WH11,49	68	25
2813	WH13	119	42
2814	WH14	80	26
2815	WH15	38	15
2816	WH16,36	103	56
2817	WH17,25,48	206	94
2818	WH18	2	2
2819	WH19	80	27
2820	WH20	167	82
2821	WH21	135	58
2822	WH22	54	12
2823	WH23,26 CHE21	275	165
2824	WH24	32	20
2827	WH27,28	205	130
2829	WH29	21	10
2830	WH30 CHE23	19	7
2831	WH31	180	107
2833	WH33	16	7
2834	WH34	219	89
2835	WH35	95	48
2837	WH37	37	36
2839	WH39	32	15
2840	WH40,41	98	61
2842	WH42,47 LAF7 MER21,39,40	6	0
2843	WH43 MER34	142	68
2844	WH44	1	2
2845	WH45	80	30
2846	WH46,50,51	44	17

=====

WE, THE BOARD OF ELECTION COMMISSIONERS OF ST. LOUIS COUNTY, MISSOURI, ACTING AS THE VERIFICATION BOARD PURSUANT TO 115.507,R.S.Mo 1978, HEREBY CERTIFY THE FOREGOING TO BE A TRUE AND CORRECT ABSTRACT OF VOTES CAST FOR THE CANDIDATES AND ISSUES AT THE GENERAL MUNICIPAL ELECTION HELD IN ST. LOUIS COUNTY, MISSOURI, ON APRIL 3, 2012. IN TESTIMONY WHEREOF, WE HAVE HEREUNTO SET OUR HAND AT OUR OFFICE IN MAPLEWOOD, ST. LOUIS COUNTY, MISSOURI, ON APRIL 11, 2012.

?

METRO-NORTH FIRE DISTRICT  
 RUN DATE:04/11/12 11:38 AM

GENERAL MUNICIPAL ELECTION  
 ST. LOUIS COUNTY, MISSOURI  
 TUESDAY, APRIL 3, 2012

OFFICIAL FINAL RESULTS

	01 = REGISTERED VOTERS - TOTAL	02 = BALLOTS CAST - TOTAL	TOTAL PERCENT	03 = VOTER TURNOUT - TOTAL	TOTAL PERCENT
			11,027		8.36
			922		
	01	02	03		
0706 FER6	327	58	17.74		
0707 FER7	389	83	21.34		
0708 FER8	762	94	12.34		
0709 FER9,10	530	161	30.38		
0714 FER14,43	872	28	3.21		
0728 FER28,30	832	182	21.88		
0739 FER39	168	33	19.64		
2016 NRW16	2	0	.00		
2022 NRW22	206	9	4.37		
2023 NRW23	431	13	3.02		
2039 NRW39,41 FER41,49	1580	59	3.73		
2043 NRW43	801	36	4.49		
2044 NRW44	396	56	14.14		
2048 NRW48	684	20	2.92		
2402 SF2,24	711	28	3.94		
2403 SF3,22	780	29	3.72		
2404 SF4,5	1556	33	2.12		

METRO-NORTH FIRE DISTRICT-PROPOSITION D	VOTES	PERCENT
**OPERATING TAX LEVY**		
(Vote for ) 1		
01 = YES	480	54.05
02 = NO	408	45.95
	01	02
0706 FER6	30	24
0707 FER7	39	41
0708 FER8	53	34
0709 FER9,10	76	81
0714 FER14,43	14	14
0728 FER28,30	98	81
0739 FER39	14	16
2016 NRW16	0	0
2022 NRW22	3	6
2023 NRW23	7	5
2039 NRW39,41 FER41,49	36	23
2043 NRW43	19	17
2044 NRW44	29	22
2048 NRW48	11	8
2402 SF2,24	12	15
2403 SF3,22	19	10
2404 SF4,5	20	11

WE, THE BOARD OF ELECTION COMMISSIONERS OF ST. LOUIS COUNTY, MISSOURI, ACTING AS THE VERIFICATION BOARD PURSUANT TO 115.507,R.S.Mo 1978, HEREBY CERTIFY THE FOREGOING TO BE A TRUE AND CORRECT ABSTRACT OF VOTES CAST FOR THE CANDIDATES AND ISSUES AT THE GENERAL MUNICIPAL ELECTION HELD IN ST. LOUIS COUNTY, MISSOURI, ON APRIL 3, 2012. IN TESTIMONY WHEREOF, WE HAVE HEREUNTO SET OUR HAND AT OUR OFFICE IN MAPLEWOOD, ST. LOUIS COUNTY, MISSOURI, ON APRIL 11, 2012.



RUN DATE:04/11/12 12:04 PM

01 = REGISTERED VOTERS - TOTAL  
02 = BALLOTS CAST - TOTAL

TOTAL PERCENT  
4,331  
408

03 = VOTER TURNOUT - TOTAL

TOTAL PERCENT  
9.42

	01	02	03
0104 AP4,28 MID50	1391	117	8.41
0147 AP47	34	2	5.88
1724 MID24 CC57	674	48	7.12
1727 MID27	325	48	14.77
1733 MID33,44,61	529	46	8.70
1735 MID35,60,67	900	79	8.78
1742 MID42	478	68	14.23

DIRECTOR WEST OVERLAND EMS AND FIRE DISTRICT  
(Vote for ) 1

01 = GARY D. NEWMAN  
02 = BRET D. HICKS

VOTES PERCENT  
95 24.23  
297 75.77

03 = INVALID WRITE-IN

VOTES PERCENT  
0

	01	02	03
0104 AP4,28 MID50	16	96	0
0147 AP47	0	2	0
1724 MID24 CC57	17	30	0
1727 MID27	9	35	0
1733 MID33,44,61	18	26	0
1735 MID35,60,67	21	56	0
1742 MID42	14	52	0

WE, THE BOARD OF ELECTION COMMISSIONERS OF ST. LOUIS COUNTY, MISSOURI, ACTING AS THE VERIFICATION BOARD PURSUANT TO 115.507,R.S.Mo 1978, HEREBY CERTIFY THE FOREGOING TO BE A TRUE AND CORRECT ABSTRACT OF VOTES CAST FOR THE CANDIDATES AND ISSUES AT THE GENERAL MUNICIPAL ELECTION HELD IN ST. LOUIS COUNTY, MISSOURI, ON APRIL 3, 2012. IN TESTIMONY WHEREOF, WE HAVE HEREUNTO SET OUR HAND AT OUR OFFICE IN MAPLEWOOD, ST. LOUIS COUNTY, MISSOURI, ON APRIL 11, 2012.



RUN DATE:04/11/12 11:27 AM

	TOTAL PERCENT			TOTAL PERCENT	
01 = REGISTERED VOTERS - TOTAL	279,974			03 = VOTER TURNOUT - TOTAL	13.01
02 = BALLOTS CAST - TOTAL	36,421				
	01	02	03		
0101 AP1,2,3,53	942	78	8.28		
0104 AP4,28 MID50	1391	117	8.41		
0105 AP5,18,21,39	1336	98	7.34		
0106 AP6,9,13,52	1400	120	8.57		
0107 AP7	209	19	9.09		
0108 AP8,24	975	101	10.36		
0110 AP10	1025	143	13.95		
0111 AP11,20	306	31	10.13		
0112 AP12	441	61	13.83		
0115 AP15	319	30	9.40		
0117 AP17,42 NW26	1798	180	10.01		
0119 AP19,45	1087	58	5.34		
0123 AP23,26 NW14	116	12	10.34		
0125 AP25	284	28	9.86		
0127 AP27	681	97	14.24		
0129 AP29	263	15	5.70		
0130 AP30	158	9	5.70		
0131 AP31	751	152	20.24		
0132 AP32,37	838	42	5.01		
0133 AP33	257	33	12.84		
0134 AP34 FER1,26	1368	72	5.26		
0136 AP36	123	6	4.88		
0141 AP41 MHT12,17	622	56	9.00		
0144 AP44	352	56	15.91		
0146 AP46	56	10	17.86		
0147 AP47	34	2	5.88		
0148 AP48	103	6	5.83		
0149 AP49	693	95	13.71		
0150 AP50 NOR21,38	1500	256	17.07		
0151 AP51	194	54	27.84		
0154 AP54 NRW2	560	86	15.36		
0312 CC12,13,22,61 MID1,13+	1464	796	54.37		
0317 CC17	695	56	8.06		
0318 CC18	0	0			
0319 CC19	944	460	48.73		
0323 CC23	1281	631	49.26		
0327 CC27,29	773	315	40.75		
0330 CC30	99	16	16.16		
0331 CC31	849	100	11.78		
0333 CC33,62	372	186	50.00		
0334 CC34	192	99	51.56		
0336 CC36,46	895	491	54.86		
0337 CC37	148	66	44.59		
0338 CC38,47	135	29	21.48		
0339 CC39,43	106	49	46.23		
0341 CC41	332	42	12.65		
0342 CC42,44,64	1748	190	10.87		
0353 CC53,54	1237	107	8.65		
0355 CC55	413	197	47.70		
0358 CC58	435	148	34.02		
0360 CC60	157	79	50.32		
0501 CLA1	1096	259	23.63		
0502 CLA2	441	83	18.82		
0503 CLA3,10,11,62	1964	380	19.35		
0504 CLA4	473	104	21.99		
0505 CLA5,56 UNV32,41	1697	316	18.62		
0507 CLA7	428	211	49.30		
0508 CLA8,44,53	932	228	24.46		
0509 CLA9	440	70	15.91		
0512 CLA12,26	386	179	46.37		
0513 CLA13,14,47,63	1395	751	53.84		
0516 CLA16,64 CC15	1239	599	48.35		
0519 CLA19	204	16	7.84		
0520 CLA20	686	329	47.96		
0524 CLA24	426	205	48.12		
0525 CLA25,40 CC65	1014	427	42.11		
0528 CLA28	143	71	49.65		
0534 CLA34	86	30	34.88		
0537 CLA37	877	447	50.97		
0702 FER2	525	40	7.62		
0703 FER3	145	6	4.14		
0704 FER4	111	20	18.02		
0705 FER5	1067	170	15.93		
0706 FER6	327	58	17.74		
0707 FER7	389	83	21.34		
0708 FER8	762	94	12.34		
0709 FER9,10	530	161	30.38		
0711 FER11	332	24	7.23		
0712 FER12 NRW9	446	28	6.28		
0713 FER13,23	813	93	11.44		
0714 FER14,43	872	28	3.21		
0715 FER15	264	43	16.29		
0717 FER17	366	11	3.01		
0718 FER18	236	17	7.20		
0719 FER19	1241	85	6.85		
0720 FER20	194	41	21.13		
0721 FER21 NRW1	356	14	3.93		
0722 FER22,27,29 SPL9	1655	103	6.22		
0724 FER24	856	40	4.67		
0725 FER25	5	1	20.00		
0728 FER28,30	832	182	21.88		
0731 FER31 NRW25	673	65	9.66		
0732 FER32,40	675	99	14.67		
0733 FER33,36	738	93	12.60		
0734 FER34,35	1522	129	8.48		
0737 FER37	1433	85	5.93		



0738	FER38,47	619	.	90	14.54
0739	FER39	168	.	33	19.64
0742	FER42	1050	.	63	6.00
0744	FER44	514	.	103	20.04
0745	FER45	238	.	19	7.98
0748	FER48,51	334	.	31	9.28
0750	FER50	413	.	56	13.56
0801	FLO1,2 LC7	876	.	76	8.68
0803	FLO3,44	1449	.	182	12.56
0804	FLO4	1404	.	137	9.76
0805	FLO5,15,25	995	.	100	10.05
0806	FLO6,13	1347	.	201	14.92
0807	FLO7,29,34	1149	.	252	21.93
0808	FLO8,37	1293	.	155	11.99
0809	FLO9,10	1392	.	102	7.33
0811	FLO11	546	.	68	12.45
0812	FLO12	389	.	51	13.11
0814	FLO14,28	1510	.	171	11.32
0816	FLO16,26,33,41	1446	.	104	7.19
0817	FLO17 SPL18	1537	.	249	16.20
0818	FLO18	533	.	40	7.50
0819	FLO19,24	1647	.	138	8.38
0820	FLO20,31,32,39	1086	.	112	10.31
0822	FLO22	454	.	44	9.69
0823	FLO23	1208	.	224	18.54
0830	FLO30 NW5	703	.	44	6.26
0835	FLO35,36 LC16,18	993	.	78	7.85
1001	HAD1,2,3	1925	.	335	17.40
1004	HAD4,14	1879	.	243	12.93
1005	HAD5,37	407	.	67	16.46
1008	HAD8	690	.	156	22.61
1009	HAD9	881	.	303	34.39
1010	HAD10,11	1382	.	188	13.60
1012	HAD12,13	1183	.	283	23.92
1015	HAD15,16	811	.	124	15.29
1017	HAD17	320	.	0	.00
1018	HAD18	5	.	0	.00
1020	HAD20	306	.	30	9.80
1043	HAD43	125	.	9	7.20
1301	LC1	375	.	41	10.93
1302	LC2	775	.	54	6.97
1303	LC3	642	.	47	7.32
1304	LC4	518	.	22	4.25
1305	LC5,19,27	1446	.	130	8.99
1306	LC6	374	.	19	5.08
1308	LC8,31	1291	.	79	6.12
1309	LC9	1307	.	140	10.71
1310	LC10,23,25 FLO42	1482	.	93	6.28
1311	LC11,13,37,38	1588	.	101	6.36
1312	LC12,32	1241	.	99	7.98
1314	LC14	1257	.	55	4.38
1315	LC15,33	1185	.	76	6.41
1317	LC17,24	1122	.	70	6.24
1320	LC20	301	.	11	3.65
1321	LC21	1769	.	75	4.24
1322	LC22,28	1846	.	162	8.78
1330	LC30 SPL8	1785	.	114	6.39
1334	LC34 FLO21,27,38	1289	.	90	6.98
1335	LC35	330	.	21	6.36
1336	LC36	317	.	24	7.57
1339	LC39 FLO40	116	.	10	8.62
1618	MHT18,57	2	.	0	.00
1622	MHT22	833	.	62	7.44
1702	MID2,3,45	1408	.	213	15.13
1704	MID4,48	896	.	158	17.63
1705	MID5,26,54,59	1303	.	208	15.96
1706	MID6,11,68	873	.	93	10.65
1707	MID7 AP22	494	.	76	15.38
1708	MID8	402	.	36	8.96
1709	MID9	789	.	112	14.20
1710	MID10	138	.	33	23.91
1712	MID12	995	.	99	9.95
1714	MID14 NOR23	1193	.	142	11.90
1715	MID15	506	.	57	11.26
1716	MID16,41,63	1576	.	453	28.74
1717	MID17,29,34,36,37,49,51+	2278	.	1039	45.61
1718	MID18	317	.	32	10.09
1719	MID19	384	.	6	1.56
1720	MID20	18	.	4	22.22
1721	MID21 NOR60	477	.	86	18.03
1722	MID22	624	.	109	17.47
1723	MID23	499	.	69	13.83
1724	MID24 CC57	674	.	48	7.12
1725	MID25	48	.	5	10.42
1727	MID27	325	.	48	14.77
1730	MID30,32	343	.	21	6.12
1731	MID31	1	.	0	.00
1733	MID33,44,61	529	.	46	8.70
1735	MID35,60,67	900	.	79	8.78
1738	MID38	35	.	4	11.43
1742	MID42	478	.	68	14.23
1743	MID43	904	.	106	11.73
1746	MID46	263	.	30	11.41
1747	MID47	588	.	108	18.37
1752	MID52	310	.	39	12.58
1753	MID53,58	472	.	42	8.90
1755	MID55	229	.	38	16.59
1756	MID56 AP40	878	.	121	13.78
1757	MID57,62	125	.	24	19.20
1840	MR40	172	.	104	60.47
1842	MR42	200	.	101	50.50
1846	MR46	489	.	208	42.54
1851	MR51,70	938	.	398	42.43
1856	MR56	39	.	15	38.46
1901	NOR1	543	.	45	8.29
1902	NOR2	607	.	97	15.98

1903	NOR3	502	. 49	9.76
1904	NOR4,10	776	. 106	13.66
1905	NOR5	603	. 49	8.13
1906	NOR6	885	. 83	9.38
1907	NOR7	677	. 168	24.82
1908	NOR8	7	. 0	.00
1909	NOR9	557	. 55	9.87
1911	NOR11	370	. 68	18.38
1912	NOR12	656	. 43	6.55
1913	NOR13	143	. 10	6.99
1914	NOR14	166	. 71	42.77
1915	NOR15	1148	. 206	17.94
1916	NOR16	514	. 128	24.90
1917	NOR17,24	167	. 17	10.18
1918	NOR18	485	. 24	4.95
1919	NOR19	329	. 7	2.13
1920	NOR20	309	. 6	1.94
1922	NOR22	218	. 15	6.88
1925	NOR25,43	420	. 138	32.86
1926	NOR26,34	1303	. 185	14.20
1927	NOR27 AP14	451	. 35	7.76
1929	NOR29	927	. 139	14.99
1930	NOR30	653	. 105	16.08
1931	NOR31 AP16,43	145	. 23	15.86
1932	NOR32,59	216	. 77	35.65
1933	NOR33	182	. 16	8.79
1935	NOR35,49,54	534	. 19	3.56
1936	NOR36	365	. 15	4.11
1937	NOR37	443	. 52	11.74
1939	NOR39	340	. 36	10.59
1940	NOR40	128	. 15	11.72
1942	NOR42	370	. 65	17.57
1944	NOR44	118	. 6	5.08
1946	NOR46,52,55	745	. 50	6.71
1947	NOR47	0	. 0	. . .
1948	NOR48,51	670	. 30	4.48
1950	NOR50,53	399	. 35	8.77
1956	NOR56,64	359	. 102	28.41
1957	NOR57	12	. 0	.00
1958	NOR58,62	495	. 19	3.84
1961	NOR61	88	. 2	2.27
2003	NRW3,4 AP38	1751	. 355	20.27
2005	NRW5	1125	. 219	19.47
2006	NRW6	124	. 22	17.74
2007	NRW7,17	1548	. 102	6.59
2008	NRW8	111	. 29	26.13
2010	NRW10,11,12,57	1439	. 183	12.72
2013	NRW13,18	474	. 83	17.51
2014	NRW14,31,34	111	. 8	7.21
2015	NRW15	90	. 36	40.00
2016	NRW16	2	. 0	.00
2019	NRW19,20	1261	. 80	6.34
2021	NRW21,24	1280	. 67	5.23
2022	NRW22	206	. 9	4.37
2023	NRW23	431	. 13	3.02
2026	NRW26	316	. 29	9.18
2027	NRW27,28,32	855	. 30	3.51
2029	NRW29	105	. 32	30.48
2030	NRW30,33,36	784	. 62	7.91
2035	NRW35	579	. 44	7.60
2037	NRW37,40	611	. 64	10.47
2038	NRW38,58,59	350	. 27	7.71
2039	NRW39,41 FER41,49	1580	. 59	3.73
2042	NRW42	725	. 93	12.83
2043	NRW43	801	. 36	4.49
2044	NRW44	396	. 56	14.14
2045	NRW45	31	. 2	6.45
2046	NRW46	407	. 28	6.88
2047	NRW47,49	926	. 79	8.53
2048	NRW48	684	. 20	2.92
2050	NRW50	374	. 19	5.08
2051	NRW51	361	. 43	11.91
2052	NRW52 NOR45	449	. 38	8.46
2053	NRW53	279	. 15	5.38
2054	NRW54	212	. 10	4.72
2055	NRW55	185	. 4	2.16
2056	NRW56 NOR63	818	. 53	6.48
2101	NW1	1635	. 121	7.40
2102	NW2,16	1472	. 100	6.79
2103	NW3,17,59	739	. 201	27.20
2104	NW4	548	. 30	5.47
2106	NW6,29	1	. 0	.00
2107	NW7 LC29	1126	. 82	7.28
2108	NW8	766	. 67	8.75
2109	NW9,22,24,46	1437	. 88	6.12
2110	NW10,28	859	. 36	4.19
2111	NW11	539	. 123	22.82
2112	NW12,50,58	807	. 179	22.18
2113	NW13	911	. 74	8.12
2115	NW15,39	486	. 19	3.91
2118	NW18,23,34,45	1395	. 91	6.52
2119	NW19,33,35	1513	. 109	7.20
2120	NW20	538	. 52	9.67
2121	NW21,36	23	. 2	8.70
2125	NW25,27,30,52,61	1030	. 58	5.63
2131	NW31,60 AP35	513	. 147	28.65
2132	NW32,42,43	925	. 73	7.89
2137	NW37	508	. 60	11.81
2138	NW38,53 MHT15	1399	. 134	9.58
2140	NW40	1016	. 70	6.89
2141	NW41,48	1860	. 83	4.46
2144	NW44	18	. 6	33.33
2147	NW47	0	. 0	. . .
2149	NW49,56,57	1184	. 115	9.71
2151	NW51	715	. 61	8.53
2154	NW54	426	. 36	8.45

2401	SF1	1058	59	5.58
2402	SF2,24	711	28	3.94
2403	SF3,22	780	29	3.72
2404	SF4,5	1556	33	2.12
2406	SF6,9	1448	51	3.52
2407	SF7,8,37,38,39	1504	67	4.45
2410	SF10	1005	48	4.78
2411	SF11,17,21,27,30,34	1343	25	1.86
2412	SF12,19	519	69	13.29
2413	SF13,14,23	1864	132	7.08
2415	SF15,16,35	1837	123	6.70
2418	SF18,20	1092	68	6.23
2425	SF25	1076	121	11.25
2426	SF26,40	25	1	4.00
2428	SF28	280	20	7.14
2429	SF29,33,41	1059	46	4.34
2431	SF31,32	1336	141	10.55
2436	SF36	101	16	15.84
2442	SF42,43 SPL5	1611	72	4.47
2501	SPL1	1590	100	6.29
2502	SPL2,24,25	1576	99	6.28
2503	SPL3	1756	61	3.47
2504	SPL4	998	90	9.02
2506	SPL6 LC26	1557	113	7.26
2507	SPL7	1549	104	6.71
2510	SPL10,27	1262	154	12.20
2511	SPL11	1537	103	6.70
2512	SPL12 FER46 FLO43	687	71	10.33
2513	SPL13	1275	89	6.98
2514	SPL14	540	229	42.41
2515	SPL15	1162	204	17.56
2516	SPL16	776	59	7.60
2517	SPL17,19,23	1971	126	6.39
2520	SPL20,26	1405	232	16.51
2521	SPL21	557	60	10.77
2522	SPL22	957	68	7.11
2528	SPL28	1042	102	9.79
2529	SPL29	1146	50	4.36
2701	UNV1	650	32	4.92
2702	UNV2,48 NOR28	129	5	3.88
2703	UNV3	186	23	12.37
2704	UNV4,22	985	89	9.04
2705	UNV5,6,8,12,13	568	26	4.58
2707	UNV7	325	12	3.69
2709	UNV9	257	81	31.52
2710	UNV10	687	49	7.13
2711	UNV11	162	7	4.32
2714	UNV14	1384	63	4.55
2715	UNV15,16	1473	71	4.82
2717	UNV17	792	58	7.32
2718	UNV18	15	3	20.00
2719	UNV19	1242	87	7.00
2720	UNV20 HAD36,38,42	1469	281	19.13
2721	UNV21	565	116	20.53
2723	UNV23,30	1245	261	20.96
2724	UNV24,29	1819	335	18.42
2725	UNV25,26	1415	96	6.78
2727	UNV27	1494	106	7.10
2728	UNV28,45	1064	155	14.57
2731	UNV31	674	146	21.66
2733	UNV33,34,39,40,43,44	1546	306	19.79
2735	UNV35,36,38,42	1777	102	5.74
2737	UNV37,47	848	128	15.09
2746	UNV46	1351	69	5.11
2749	UNV49	852	142	16.67

						VOTES	PERCENT			VOTES	PERCENT
TRUSTEE JUNIOR COLLEGE SUBDISTRICT #1											
(Vote for ) 1											
01	=	DARYL L. COTHRAN				6,256	22.82				
02	=	THEODIS BROWN, SR.				3,192	11.64	04	=	DORIS A. GRAHAM	12,971 47.31
03	=	PHILIP E. SMITH				4,740	17.29	05	=	INVALID WRITE-IN	259 .94
			01	02	03	04	05				
0101	AP1,2,3,53		20	9	8	33	0				
0104	AP4,28 MID50		26	6	20	43	0				
0105	AP5,18,21,39		16	5	13	43	1				
0106	AP6,9,13,52		26	11	18	47	0				
0107	AP7		3	0	2	10	0				
0108	AP8,24		13	8	23	39	0				
0110	AP10		22	10	19	73	0				
0111	AP11,20		5	1	8	12	0				
0112	AP12		7	6	8	20	0				
0115	AP15		5	2	3	13	0				
0117	AP17,42 NW26		34	12	24	76	0				
0119	AP19,45		13	6	10	21	2				
0123	AP23,26 NW14		3	0	2	4	0				
0125	AP25		7	4	5	10	0				
0127	AP27		13	13	5	50	1				
0129	AP29		1	1	3	9	0				
0130	AP30		0	2	2	3	0				
0131	AP31		36	8	21	50	1				
0132	AP32,37		9	3	11	14	0				
0133	AP33		4	2	7	13	1				
0134	AP34 FER1,26		16	9	5	32	0				
0136	AP36		1	1	0	4	0				
0141	AP41 MHT12,17		5	3	5	30	0				
0144	AP44		12	4	6	22	0				
0146	AP46		1	1	1	6	0				
0147	AP47		1	0	0	1	0				
0148	AP48		3	0	0	1	0				
0149	AP49		21	6	13	35	0				
0150	AP50 NOR21,38		42	39	21	113	0				

0151	AP51	10	4	1	24	0
0154	AP54 NRW2	11	9	2	58	0
0312	CC12,13,22,61 MID1,13+	82	40	118	198	7
0317	CC17	4	3	10	21	0
0318	CC18	0	0	0	0	0
0319	CC19	31	21	82	124	4
0323	CC23	66	31	81	161	3
0327	CC27,29	28	18	48	86	5
0330	CC30	2	1	3	7	0
0331	CC31	13	10	17	36	0
0333	CC33,62	19	8	27	59	1
0334	CC34	9	5	18	27	0
0336	CC36,46	64	18	50	113	4
0337	CC37	10	2	10	17	1
0338	CC38,47	6	3	4	10	0
0339	CC39,43	3	4	14	11	1
0341	CC41	11	1	6	17	0
0342	CC42,44,64	29	15	26	82	0
0353	CC53,54	15	9	15	37	0
0355	CC55	23	11	22	47	2
0358	CC58	24	6	21	48	1
0360	CC60	5	2	7	27	0
0501	CLA1	27	9	39	81	4
0502	CLA2	7	5	10	26	0
0503	CLA3,10,11,62	84	21	53	90	3
0504	CLA4	12	6	9	41	0
0505	CLA5,56 UNV32,41	37	17	48	106	1
0507	CLA7	18	11	36	51	2
0508	CLA8,44,53	24	10	31	65	3
0509	CLA9	5	2	13	21	2
0512	CLA12,26	14	9	34	49	3
0513	CLA13,14,47,63	51	34	129	178	13
0516	CLA16,64 CC15	32	22	115	139	4
0519	CLA19	4	1	2	5	0
0520	CLA20	28	15	60	96	1
0524	CLA24	22	7	37	46	2
0525	CLA25,40 CC65	34	18	73	119	3
0528	CLA28	5	7	8	15	3
0534	CLA34	1	2	5	7	1
0537	CLA37	65	24	68	98	6
0702	FER2	6	4	1	25	0
0703	FER3	1	2	1	2	0
0704	FER4	5	2	2	10	0
0705	FER5	33	14	17	75	1
0706	FER6	12	5	4	25	0
0707	FER7	8	12	5	37	0
0708	FER8	19	21	3	35	0
0709	FER9,10	24	22	31	54	0
0711	FER11	4	2	3	10	0
0712	FER12 NRW9	6	9	4	7	1
0713	FER13,23	15	10	10	33	1
0714	FER14,43	4	5	6	9	1
0715	FER15	5	7	6	21	0
0717	FER17	2	2	0	5	0
0718	FER18	3	3	1	7	0
0719	FER19	23	14	4	39	0
0720	FER20	13	0	7	14	0
0721	FER21 NRW1	1	5	2	5	0
0722	FER22,27,29 SPL9	19	25	3	49	0
0724	FER24	7	3	7	18	0
0725	FER25	0	0	0	1	0
0728	FER28,30	30	60	14	60	0
0731	FER31 NRW25	19	4	11	25	0
0732	FER32,40	22	5	12	45	3
0733	FER33,36	17	7	20	33	1
0734	FER34,35	18	14	14	61	0
0737	FER37	14	17	8	42	0
0738	FER38,47	22	3	15	36	2
0739	FER39	1	3	4	15	0
0742	FER42	13	11	4	28	1
0744	FER44	25	14	9	50	0
0745	FER45	4	4	1	9	0
0748	FER48,51	7	4	6	13	0
0750	FER50	11	3	7	24	1
0801	FLO1,2 LC7	14	8	9	33	0
0803	FLO3,44	49	12	23	72	1
0804	FLO4	27	7	18	66	2
0805	FLO5,15,25	21	9	16	36	0
0806	FLO6,13	51	7	31	73	0
0807	FLO7,29,34	96	11	27	81	0
0808	FLO8,37	41	6	18	68	1
0809	FLO9,10	30	4	25	24	0
0811	FLO11	17	3	11	23	0
0812	FLO12	21	3	5	17	0
0814	FLO14,28	68	11	24	46	1
0816	FLO16,26,33,41	17	3	21	49	2
0817	FLO17 SPL18	52	11	34	104	3
0818	FLO18	10	0	2	24	0
0819	FLO19,24	27	9	20	62	2
0820	FLO20,31,32,39	19	6	18	43	3
0822	FLO22	14	1	2	20	0
0823	FLO23	46	10	27	107	0
0830	FLO30 NW5	17	2	4	17	0
0835	FLO35,36 LC16,18	11	10	5	42	0
1001	HAD1,2,3	41	16	47	89	3
1004	HAD4,14	25	13	27	61	2
1005	HAD5,37	4	3	10	14	0
1008	HAD8	26	6	27	40	3
1009	HAD9	23	10	82	74	4
1010	HAD10,11	18	9	24	63	3
1012	HAD12,13	30	14	60	92	4
1015	HAD15,16	13	6	16	33	2
1017	HAD17	0	0	0	0	0
1018	HAD18	0	0	0	0	0
1020	HAD20	5	2	4	7	1
1043	HAD43	0	1	1	2	1

1301	LC1	16	3	0	13	0
1302	LC2	8	3	12	18	0
1303	LC3	8	1	12	16	0
1304	LC4	5	2	3	7	0
1305	LC5,19,27	41	3	17	48	0
1306	LC6	5	1	1	8	0
1308	LC8,31	20	6	16	30	0
1309	LC9	24	12	17	51	2
1310	LC10,23,25 FLO42	36	3	12	29	2
1311	LC11,13,37,38	26	10	12	34	2
1312	LC12,32	17	14	16	44	1
1314	LC14	12	7	4	21	0
1315	LC15,33	16	6	15	23	0
1317	LC17,24	15	8	11	27	1
1320	LC20	3	1	2	3	0
1321	LC21	16	5	10	42	0
1322	LC22,28	31	14	23	69	1
1330	LC30 SPL8	32	21	9	45	2
1334	LC34 FLO21,27,38	28	4	14	28	0
1335	LC35	7	0	1	9	0
1336	LC36	5	1	2	10	0
1339	LC39 FLO40	0	0	1	7	0
1618	MHT18,57	0	0	0	0	0
1622	MHT22	18	3	8	19	0
1702	MID2,3,45	44	15	24	85	3
1704	MID4,48	25	19	30	59	2
1705	MID5,26,54,59	35	22	31	87	1
1706	MID6,11,68	15	9	21	39	1
1707	MID7 AP22	18	12	10	26	0
1708	MID8	2	3	9	11	0
1709	MID9	26	10	14	42	1
1710	MID10	4	10	2	9	0
1712	MID12	16	7	11	38	1
1714	MID14 NOR23	27	14	17	55	1
1715	MID15	7	4	12	22	0
1716	MID16,41,63	72	52	37	161	7
1717	MID17,29,34,36,37,49,51+	101	71	131	320	6
1718	MID18	7	7	4	9	0
1719	MID19	1	4	0	1	0
1720	MID20	0	0	1	3	0
1721	MID21 NOR60	9	14	16	31	0
1722	MID22	23	12	17	42	0
1723	MID23	13	4	6	32	1
1724	MID24 CC57	7	5	5	24	0
1725	MID25	0	0	1	3	0
1727	MID27	11	6	3	19	0
1730	MID30,32	2	6	2	8	0
1731	MID31	0	0	0	0	0
1733	MID33,44,61	8	3	3	27	0
1735	MID35,60,67	8	11	15	32	0
1738	MID38	0	1	0	3	0
1742	MID42	12	5	7	31	0
1743	MID43	22	7	22	32	2
1746	MID46	4	1	3	14	1
1747	MID47	24	20	7	34	1
1752	MID52	8	3	7	11	0
1753	MID53,58	6	5	9	11	1
1755	MID55	14	4	3	9	0
1756	MID56 AP40	26	9	10	47	1
1757	MID57,62	1	4	1	6	4
1840	MR40	10	9	9	29	0
1842	MR42	8	6	14	48	1
1846	MR46	17	7	34	60	1
1851	MR51,70	42	19	77	100	2
1856	MR56	0	0	1	3	0
1901	NOR1	9	10	4	14	0
1902	NOR2	19	18	8	31	0
1903	NOR3	10	10	5	16	0
1904	NOR4,10	11	8	8	70	0
1905	NOR5	7	5	2	26	1
1906	NOR6	15	17	4	36	0
1907	NOR7	28	27	10	76	1
1908	NOR8	0	0	0	0	0
1909	NOR9	12	3	3	29	0
1911	NOR11	23	5	7	27	1
1912	NOR12	6	5	4	21	1
1913	NOR13	1	2	1	5	0
1914	NOR14	6	6	15	28	1
1915	NOR15	43	9	26	87	0
1916	NOR16	23	8	7	71	1
1917	NOR17,24	1	5	1	8	0
1918	NOR18	3	2	3	15	0
1919	NOR19	1	3	2	0	0
1920	NOR20	1	2	1	2	0
1922	NOR22	4	4	1	6	0
1925	NOR25,43	29	17	19	44	1
1926	NOR26,34	29	16	18	87	1
1927	NOR27 AP14	5	2	6	15	1
1929	NOR29	42	15	2	63	0
1930	NOR30	24	14	5	49	3
1931	NOR31 AP16,43	4	1	5	10	0
1932	NOR32,59	17	8	7	22	1
1933	NOR33	4	0	3	6	0
1935	NOR35,49,54	3	1	0	12	0
1936	NOR36	4	2	0	8	0
1937	NOR37	12	8	5	18	0
1939	NOR39	7	3	1	21	0
1940	NOR40	6	1	1	4	0
1942	NOR42	23	7	5	22	0
1944	NOR44	1	2	0	2	0
1946	NOR46,52,55	9	16	5	17	0
1947	NOR47	0	0	0	0	0
1948	NOR48,51	5	8	2	10	0
1950	NOR50,53	3	4	4	14	0
1956	NOR56,64	23	15	8	40	0
1957	NOR57	0	0	0	0	0

1958	NOR58,62	2	1	5	8	0
1961	NOR61	0	0	1	1	0
2003	NRW3,4 AP38	32	59	19	210	0
2005	NRW5	27	30	13	113	0
2006	NRW6	2	7	1	9	0
2007	NRW7,17	25	12	7	50	0
2008	NRW8	8	3	2	10	1
2010	NRW10,11,12,57	24	45	19	72	1
2013	NRW13,18	16	14	8	32	0
2014	NRW14,31,34	1	1	1	5	0
2015	NRW15	7	8	2	11	0
2016	NRW16	0	0	0	0	0
2019	NRW19,20	14	6	13	34	2
2021	NRW21,24	11	10	10	35	0
2022	NRW22	3	2	1	2	0
2023	NRW23	5	2	0	1	0
2026	NRW26	3	10	0	15	0
2027	NRW27,28,32	3	5	3	15	0
2029	NRW29	3	4	0	14	0
2030	NRW30,33,36	13	12	6	26	2
2035	NRW35	14	9	5	15	0
2037	NRW37,40	13	15	8	20	1
2038	NRW38,58,59	6	5	2	12	0
2039	NRW39,41 FER41,49	7	13	7	28	0
2042	NRW42	16	20	8	32	0
2043	NRW43	8	4	3	17	0
2044	NRW44	25	7	3	8	1
2045	NRW45	2	0	0	0	0
2046	NRW46	16	0	2	8	0
2047	NRW47,49	17	17	7	28	1
2048	NRW48	4	2	2	9	1
2050	NRW50	6	4	0	7	0
2051	NRW51	8	12	6	12	1
2052	NRW52 NOR45	9	12	1	11	1
2053	NRW53	3	0	1	9	0
2054	NRW54	0	1	2	6	0
2055	NRW55	2	0	0	2	0
2056	NRW56 NOR63	11	7	7	19	0
2101	NW1	20	16	15	50	0
2102	NW2,16	24	1	14	42	0
2103	NW3,17,59	40	10	26	79	2
2104	NW4	3	2	5	17	0
2106	NW6,29	0	0	0	0	0
2107	NW7 LC29	12	9	14	35	1
2108	NW8	21	4	8	25	0
2109	NW9,22,24,46	13	2	15	40	3
2110	NW10,28	12	4	4	12	0
2111	NW11	17	9	18	47	0
2112	NW12,50,58	36	12	23	58	0
2113	NW13	17	4	14	23	0
2115	NW15,39	5	2	2	9	0
2118	NW18,23,34,45	11	10	16	40	2
2119	NW19,33,35	17	11	23	42	0
2120	NW20	9	3	11	17	0
2121	NW21,36	0	0	1	1	0
2125	NW25,27,30,52,61	11	4	14	18	1
2131	NW31,60 AP35	23	11	24	58	0
2132	NW32,42,43	8	6	12	30	0
2137	NW37	9	1	7	23	0
2138	NW38,53 MHT15	27	9	22	56	1
2140	NW40	17	6	6	30	0
2141	NW41,48	16	6	13	36	0
2144	NW44	0	0	1	3	0
2147	NW47	0	0	0	0	0
2149	NW49,56,57	17	8	18	48	1
2151	NW51	12	2	16	20	0
2154	NW54	4	0	7	16	0
2401	SF1	12	8	2	30	1
2402	SF2,24	5	5	3	13	0
2403	SF3,22	4	5	2	13	0
2404	SF4,5	5	11	0	15	0
2406	SF6,9	8	7	7	27	1
2407	SF7,8,37,38,39	14	9	8	29	0
2410	SF10	12	5	7	20	0
2411	SF11,17,21,27,30,34	7	1	7	9	0
2412	SF12,19	17	6	10	26	2
2413	SF13,14,23	23	21	8	68	0
2415	SF15,16,35	24	16	14	50	2
2418	SF18,20	11	4	11	27	0
2425	SF25	24	10	18	52	0
2426	SF26,40	0	0	0	1	0
2428	SF28	4	4	2	7	2
2429	SF29,33,41	9	10	4	20	0
2431	SF31,32	37	21	15	41	0
2436	SF36	8	0	4	3	0
2442	SF42,43 SPL5	13	12	3	38	1
2501	SPL1	49	13	8	25	0
2502	SPL2,24,25	19	11	11	49	0
2503	SPL3	22	8	3	25	0
2504	SPL4	20	11	8	45	0
2506	SPL6 LC26	30	17	8	44	0
2507	SPL7	16	13	4	57	1
2510	SPL10,27	50	6	18	56	4
2511	SPL11	30	15	8	41	0
2512	SPL12 FER46 FLO43	18	6	7	38	0
2513	SPL13	44	5	7	23	0
2514	SPL14	46	31	27	83	0
2515	SPL15	58	39	9	83	1
2516	SPL16	13	7	7	25	1
2517	SPL17,19,23	32	23	10	48	0
2520	SPL20,26	41	17	35	100	1
2521	SPL21	10	3	6	29	0
2522	SPL22	24	10	2	28	0
2528	SPL28	39	5	7	27	2
2529	SPL29	13	6	4	20	0
2701	UNV1	8	2	0	16	0

2702 UNV2,48 NOR28	2	1	0	2	0
2703 UNV3	4	3	4	8	0
2704 UNV4,22	14	11	13	24	1
2705 UNV5,6,8,12,13	3	6	1	9	0
2707 UNV7	3	2	0	2	0
2709 UNV9	14	13	7	22	0
2710 UNV10	13	6	3	17	0
2711 UNV11	3	0	1	2	0
2714 UNV14	19	11	4	26	0
2715 UNV15,16	13	11	3	32	0
2717 UNV17	18	7	2	20	0
2718 UNV18	0	0	0	0	0
2719 UNV19	22	9	6	38	0
2720 UNV20 HAD36,38,42	65	23	36	73	1
2721 UNV21	37	16	13	33	0
2723 UNV23,30	45	12	44	64	4
2724 UNV24,29	56	24	78	90	4
2725 UNV25,26	27	10	5	36	0
2727 UNV27	22	20	5	54	1
2728 UNV28,45	10	20	19	73	1
2731 UNV31	33	6	27	38	1
2733 UNV33,34,39,40,43,44	34	23	59	92	5
2735 UNV35,36,38,42	48	13	2	31	0
2737 UNV37,47	53	15	5	27	1
2746 UNV46	8	10	3	41	0
2749 UNV49	21	27	15	55	0

=====

WE, THE BOARD OF ELECTION COMMISSIONERS OF ST. LOUIS COUNTY, MISSOURI, ACTING AS THE VERIFICATION BOARD PURSUANT TO 115.507,R.S.Mo 1978, HEREBY CERTIFY THE FOREGOING TO BE A TRUE AND CORRECT ABSTRACT OF VOTES CAST FOR THE CANDIDATES AND ISSUES AT THE GENERAL MUNICIPAL ELECTION HELD IN ST. LOUIS COUNTY, MISSOURI, ON APRIL 3, 2012. IN TESTIMONY WHEREOF, WE HAVE HEREUNTO SET OUR HAND AT OUR OFFICE IN MAPLEWOOD, ST. LOUIS COUNTY, MISSOURI, ON APRIL 11, 2012.



RUN DATE:04/11/12 11:30 AM

01 = REGISTERED VOTERS - TOTAL  
02 = BALLOTS CAST - TOTAL

TOTAL PERCENT  
91,902  
15,348

03 = VOTER TURNOUT - TOTAL

TOTAL PERCENT  
16.70

	01	02	03
0201 BON1,21	1353	364	26.90
0202 BON2,4,14,18	1291	331	25.64
0205 BON5	1156	276	23.88
0206 BON6,7	1561	414	26.52
0208 BON8,22	1174	302	25.72
0209 BON9	2088	525	25.14
0211 BON11,27,33	1959	502	25.63
0212 BON12,34	2043	592	28.98
0213 BON13,23,29	1948	470	24.13
0217 BON17,45	550	28	5.09
0219 BON19,35 CLA 15	1337	302	22.59
0224 BON24,28,36	1262	229	18.15
0231 BON31,32	1877	422	22.48
0506 CLA6,18,29	1111	247	22.23
0517 CLA17,27	134	20	14.93
0521 CLA21,52	906	69	7.62
0522 CLA22	942	75	7.96
0523 CLA23,33,65	1261	161	12.77
0530 CLA30,31,57,58	1096	173	15.78
0532 CLA32,35,43	1497	558	37.27
0536 CLA36	65	7	10.77
0538 CLA38,39,41,42,59	1210	114	9.42
0545 CLA45	462	63	13.64
0546 CLA46,48,49,51	1374	167	12.15
0550 CLA50	623	90	14.45
0554 CLA54	515	42	8.16
0555 CLA55	152	15	9.87
0560 CLA60	370	56	15.14
0561 CLA61	352	39	11.08
0604 CON4,6,44	1504	210	13.96
0605 CON5 GRA42 LEM19	1995	432	21.65
0607 CON7,40,41	275	47	17.09
0608 CON8,27,35,39	1596	246	15.41
0609 CON9	1033	132	12.78
0619 CON19	13	1	7.69
0634 CON34	321	87	27.10
0636 CON36	374	76	20.32
0638 CON38	142	25	17.61
0903 GRA3	11	6	54.55
0907 GRA7,19,20,54	1760	247	14.03
0913 GRA13	278	54	19.42
0915 GRA15,30,35	1341	244	18.20
0916 GRA16,21,23,31	1848	236	12.77
0918 GRA18,34,37	1159	177	15.27
0922 GRA22,38	1713	287	16.75
0925 GRA25	830	153	18.43
0933 GRA33 CON17	1207	254	21.04
0939 GRA39	89	14	15.73
0940 GRA40 CON2	1288	351	27.25
0956 GRA56	109	13	11.93
1006 HAD6	337	80	23.74
1007 HAD7,41	493	46	9.33
1019 HAD19	393	28	7.12
1021 HAD21,24	961	94	9.78
1022 HAD22	358	35	9.78
1023 HAD23	273	27	9.89
1025 HAD25	370	19	5.14
1026 HAD26	240	25	10.42
1027 HAD27	759	66	8.70
1028 HAD28	672	62	9.23
1029 HAD29	450	50	11.11
1030 HAD30,31,34	1286	71	5.52
1032 HAD32	1261	96	7.61
1033 HAD33,35	1680	136	8.10
1039 HAD39	352	44	12.50
1040 HAD40	451	37	8.20
1101 JEF1	357	36	10.08
1102 JEF2,40	225	18	8.00
1103 JEF3	459	72	15.69
1104 JEF4	427	58	13.58
1105 JEF5,7,41	897	96	10.70
1106 JEF6,12,21	574	157	27.35
1108 JEF8	613	132	21.53
1109 JEF9	238	49	20.59
1110 JEF10,46	1290	158	12.25
1111 JEF11	319	36	11.29
1113 JEF13,20,48,49	1265	108	8.54
1114 JEF14,19	1926	213	11.06
1115 JEF15	476	86	18.07
1116 JEF16	625	74	11.84
1117 JEF17,23,47	1189	120	10.09
1118 JEF18,24	1520	261	17.17
1122 JEF22,25,26	976	174	17.83
1127 JEF27,28	1368	138	10.09
1129 JEF29,38	819	114	13.92
1130 JEF30,42	1762	197	11.18
1131 JEF31,44	1686	184	10.91
1132 JEF32,33	1401	175	12.49
1134 JEF34	1081	200	18.50
1135 JEF35	72	7	9.72
1136 JEF36	278	38	13.67
1137 JEF37,39	1325	181	13.66
1143 JEF43,45	1388	139	10.01
1410 LEM10	841	167	19.86
1411 LEM11,14,20,43	713	127	17.81
1426 LEM26	137	29	21.17



1427	LEM27	119	.	34	28.57
1428	LEM28	130	.	33	25.38
1801	MR1,11,13	843	.	229	27.16
1806	MR6,38	864	.	204	23.61
1809	MR9	83	.	12	14.46
1819	MR19,20,21,22	1590	.	216	13.58
1834	MR34	469	.	66	14.07
1837	MR37,49	666	.	149	22.37

=====

		VOTES	PERCENT			VOTES	PERCENT
TRUSTEE JUNIOR COLLEGE SUBDISTRICT #3							
(UNEXPIRED TERM)							
(Vote for ) 1							
01 = BOB BURNS		6,209	49.61				
02 = JOAN H. McGIVNEY		6,233	49.80	03 = INVALID WRITE-IN		74	.59

		01	02	03
0201	BON1,21	114	137	1
0202	BON2,4,14,18	110	139	0
0205	BON5	119	94	0
0206	BON6,7	134	177	1
0208	BON8,22	107	139	1
0209	BON9	178	221	1
0211	BON11,27,33	235	158	5
0212	BON12,34	241	226	1
0213	BON13,23,29	177	187	0
0217	BON17,45	11	13	0
0219	BON19,35 CLA 15	109	127	2
0224	BON24,28,36	85	104	3
0231	BON31,32	153	180	0
0506	CLA6,18,29	94	102	1
0517	CLA17,27	1	17	0
0521	CLA21,52	13	45	1
0522	CLA22	26	37	2
0523	CLA23,33,65	55	75	1
0530	CLA30,31,57,58	75	71	1
0532	CLA32,35,43	226	183	4
0536	CLA36	3	2	0
0538	CLA38,39,41,42,59	33	56	1
0545	CLA45	28	22	0
0546	CLA46,48,49,51	62	79	0
0550	CLA50	32	37	2
0554	CLA54	15	19	0
0555	CLA55	5	6	0
0560	CLA60	18	22	2
0561	CLA61	16	16	0
0604	CON4,6,44	95	87	1
0605	CON5 GRA42 LEM19	235	114	1
0607	CON7,40,41	14	32	0
0608	CON8,27,35,39	133	97	1
0609	CON9	59	55	0
0619	CON19	0	1	0
0634	CON34	44	24	0
0636	CON36	29	35	1
0638	CON38	12	11	0
0903	GRA3	1	3	0
0907	GRA7,19,20,54	148	75	1
0913	GRA13	26	19	0
0915	GRA15,30,35	119	98	1
0916	GRA16,21,23,31	148	56	1
0918	GRA18,34,37	84	68	2
0922	GRA22,38	166	86	2
0925	GRA25	62	56	0
0933	GRA33 CON17	107	96	2
0939	GRA39	6	4	0
0940	GRA40 CON2	226	68	0
0956	GRA56	6	6	0
1006	HAD6	40	23	0
1007	HAD7,41	16	20	0
1019	HAD19	13	11	0
1021	HAD21,24	49	29	1
1022	HAD22	20	11	0
1023	HAD23	10	10	0
1025	HAD25	8	7	0
1026	HAD26	7	14	1
1027	HAD27	13	38	1
1028	HAD28	15	28	0
1029	HAD29	13	23	1
1030	HAD30,31,34	26	28	3
1032	HAD32	30	45	2
1033	HAD33,35	48	62	1
1039	HAD39	17	19	0
1040	HAD40	16	21	0
1101	JEF1	16	12	0
1102	JEF2,40	7	6	1
1103	JEF3	20	44	0
1104	JEF4	27	25	0
1105	JEF5,7,41	44	32	2
1106	JEF6,12,21	60	68	0
1108	JEF8	61	53	1
1109	JEF9	17	21	0
1110	JEF10,46	55	91	1
1111	JEF11	17	15	0
1113	JEF13,20,48,49	42	53	0
1114	JEF14,19	62	129	0
1115	JEF15	31	43	0
1116	JEF16	32	38	0
1117	JEF17,23,47	42	58	1
1118	JEF18,24	97	125	0
1122	JEF22,25,26	47	110	3
1127	JEF27,28	36	94	1
1129	JEF29,38	46	47	0
1130	JEF30,42	52	117	1

1131 JEF31,44	62	104	1
1132 JEF32,33	60	76	0
1134 JEF34	73	87	2
1135 JEF35	1	5	0
1136 JEF36	11	20	1
1137 JEF37,39	72	81	1
1143 JEF43,45	62	62	1
1410 LEM10	85	57	1
1411 LEM11,14,20,43	65	38	0
1426 LEM26	12	11	0
1427 LEM27	18	8	0
1428 LEM28	16	11	2
1801 MR1,11,13	84	82	0
1806 MR6,38	76	69	0
1809 MR9	5	2	0
1819 MR19,20,21,22	76	92	1
1834 MR34	23	30	0
1837 MR37,49	61	46	0

=====

WE, THE BOARD OF ELECTION COMMISSIONERS OF ST. LOUIS COUNTY, MISSOURI, ACTING AS THE VERIFICATION BOARD PURSUANT TO 115.507,R.S.Mo 1978, HEREBY CERTIFY THE FOREGOING TO BE A TRUE AND CORRECT ABSTRACT OF VOTES CAST FOR THE CANDIDATES AND ISSUES AT THE GENERAL MUNICIPAL ELECTION HELD IN ST. LOUIS COUNTY, MISSOURI, ON APRIL 3, 2012. IN TESTIMONY WHEREOF, WE HAVE HEREUNTO SET OUR HAND AT OUR OFFICE IN MAPLEWOOD, ST. LOUIS COUNTY, MISSOURI, ON APRIL 11, 2012.



CITY OF BALLWIN  
 RUN DATE:04/11/12 11:34 AM

GENERAL MUNICIPAL ELECTION  
 ST. LOUIS COUNTY, MISSOURI  
 TUESDAY, APRIL 3, 2012

OFFICIAL FINAL RESULTS

	TOTAL	PERCENT	TOTAL	PERCENT
01 = REGISTERED VOTERS - TOTAL	21,212		03 = VOTER TURNOUT - TOTAL	14.36
02 = BALLOTS CAST - TOTAL	3,045			
	01	02	03	
1204 LAF4,15,50	1226	165	13.46	
1205 LAF5	1311	137	10.45	
1209 LAF9,10,45	1360	209	15.37	
1213 LAF13	212	17	8.02	
1216 LAF16	545	75	13.76	
1217 LAF17	385	40	10.39	
1218 LAF18,20	1084	126	11.62	
1219 LAF19,22	518	50	9.65	
1221 LAF21	274	48	17.52	
1223 LAF23	409	77	18.83	
1224 LAF24,40	481	97	20.17	
1225 LAF25,36	439	71	16.17	
1227 LAF27	1277	162	12.69	
1234 LAF34	66	4	6.06	
1235 LAF35	194	29	14.95	
1238 LAF38	968	125	12.91	
1239 LAF39,44,49	1676	285	17.00	
1243 LAF43	222	40	18.02	
1512 MER12,33	1171	223	19.04	
1527 MER27	417	55	13.19	
1536 MER36	739	101	13.67	
2806 WH6	388	53	13.66	
2815 WH15	565	54	9.56	
2824 WH24	523	52	9.94	
2829 WH29	242	31	12.81	
2833 WH33	314	23	7.32	
2834 WH34	1587	310	19.53	
2843 WH43 MER34	1098	211	19.22	
2844 WH44	58	3	5.17	
2845 WH45	931	111	11.92	
2846 WH46,50,51	532	61	11.47	

ALDERPERSON BALLWIN WARD 1  
 (Vote for ) 1  
 01 = MICHAEL FINLEY 450 98.04  
 02 = INVALID WRITE-IN 9 1.96

	01	02
1209 LAF9,10,45	158	3
1213 LAF13	16	0
1218 LAF18,20	111	2
1219 LAF19,22	41	0
1221 LAF21	36	1
2815 WH15	40	2
2846 WH46,50,51	48	1

ALDERPERSON BALLWIN WARD 2  
 (Vote for ) 1  
 01 = SHAMED DOGAN 612 95.77  
 02 = INVALID WRITE-IN 27 4.23

	01	02
1223 LAF23	50	1
1238 LAF38	97	4
1239 LAF39,44,49	206	11
1243 LAF43	23	2
2843 WH43 MER34	147	5
2844 WH44	3	0
2845 WH45	86	4

ALDERPERSON BALLWIN WARD 3  
 (Vote for ) 1  
 01 = FRANK FLEMING 662 97.35  
 02 = INVALID WRITE-IN 18 2.65

	01	02
1204 LAF4,15,50	145	6
1205 LAF5	120	3
1216 LAF16	66	0
1217 LAF17	36	0
1224 LAF24,40	72	3
1225 LAF25,36	65	0
1227 LAF27	131	5
1234 LAF34	3	0
1235 LAF35	24	1

ALDERPERSON BALLWIN WARD 4  
 (Vote for ) 1  
 01 = KATHLEEN A. KERLAGON 628 99.37  
 02 = INVALID WRITE-IN 4 .63

	01	02
1512 MER12,33	165	1
1527 MER27	45	0
1536 MER36	79	1
2806 WH6	37	0
2824 WH24	40	1
2829 WH29	20	0
2833 WH33	20	0
2834 WH34	222	1

	VOTES	PERCENT
ALDERPERSON BALLWIN WARD 4 (UNEXPIRED TERM)		
(Vote for ) 1		
01 = RICHARD BOERNER	587	98.00
02 = INVALID WRITE-IN	12	2.00

	01	02
1512 MER12,33	154	6
1527 MER27	37	0
1536 MER36	72	0
2806 WH6	41	0
2824 WH24	36	1
2829 WH29	20	1
2833 WH33	18	1
2834 WH34	209	3

WE, THE BOARD OF ELECTION COMMISSIONERS OF ST. LOUIS COUNTY, MISSOURI, ACTING AS THE VERIFICATION BOARD PURSUANT TO 115.507,R.S.Mo 1978, HEREBY CERTIFY THE FOREGOING TO BE A TRUE AND CORRECT ABSTRACT OF VOTES CAST FOR THE CANDIDATES AND ISSUES AT THE GENERAL MUNICIPAL ELECTION HELD IN ST. LOUIS COUNTY, MISSOURI, ON APRIL 3, 2012. IN TESTIMONY WHEREOF, WE HAVE HEREUNTO SET OUR HAND AT OUR OFFICE IN MAPLEWOOD, ST. LOUIS COUNTY, MISSOURI, ON APRIL 11, 2012.



VILLAGE OF BEL-NOR  
RUN DATE:04/11/12 11:34 AM

GENERAL MUNICIPAL ELECTION  
ST. LOUIS COUNTY, MISSOURI  
TUESDAY, APRIL 3, 2012

OFFICIAL FINAL RESULTS

	TOTAL	PERCENT		TOTAL	PERCENT
01 = REGISTERED VOTERS - TOTAL	1,148		03 = VOTER TURNOUT - TOTAL		17.94
02 = BALLOTS CAST - TOTAL	206				
	01	02	03		
1915 NOR15	1148	206	17.94		

	VOTES	PERCENT		VOTES	PERCENT
TRUSTEE BEL-NOR (Vote for ) 2			03 = INVALID WRITE-IN	3	.88
01 = CONRAD H. PHILIPP, JR.	168	49.56			
02 = STEPHANIE A. KREIS	168	49.56			
	01	02	03		
1915 NOR15	168	168	3		

WE, THE BOARD OF ELECTION COMMISSIONERS OF ST. LOUIS COUNTY, MISSOURI, ACTING AS THE VERIFICATION BOARD PURSUANT TO 115.507,R.S.Mo 1978, HEREBY CERTIFY THE FOREGOING TO BE A TRUE AND CORRECT ABSTRACT OF VOTES CAST FOR THE CANDIDATES AND ISSUES AT THE GENERAL MUNICIPAL ELECTION HELD IN ST. LOUIS COUNTY, MISSOURI, ON APRIL 3, 2012. IN TESTIMONY WHEREOF, WE HAVE HEREUNTO SET OUR HAND AT OUR OFFICE IN MAPLEWOOD, ST. LOUIS COUNTY, MISSOURI, ON APRIL 11, 2012.



VILLAGE OF BEL-RIDGE  
 RUN DATE:04/11/12 11:35 AM

GENERAL MUNICIPAL ELECTION  
 ST. LOUIS COUNTY, MISSOURI  
 TUESDAY, APRIL 3, 2012

OFFICIAL FINAL RESULTS

	TOTAL	PERCENT		TOTAL	PERCENT
01 = REGISTERED VOTERS - TOTAL	1,500		03 = VOTER TURNOUT - TOTAL		17.07
02 = BALLOTS CAST - TOTAL	256				
	01	02	03		
0150 AP50 NOR21,38	1500	.256	17.07		

	VOTES	PERCENT		VOTES	PERCENT				
TRUSTEE BEL-RIDGE (Vote for ) 4									
01 = BILL ROBERTSON	52	5.76	06 = WILLIAM WALKER	97	10.74				
02 = GORDON C. BROCK	136	15.06	07 = LESLIE CASTROGIOVANNI	75	8.31				
03 = RACHEL WHITE	148	16.39	08 = REMOVED BY COURT ORDER	9	1.00				
04 = MARILYN A. MARTIN	128	14.17	09 = AUSBY(44) McFERRIN(44) NICHOLS(18) W/I	112	12.40				
05 = JULIA ANDERSON	146	16.17							
	01	02	03	04	05	06	07	08	09
0150 AP50 NOR21,38	52	136	148	128	146	97	75	9	112

WE, THE BOARD OF ELECTION COMMISSIONERS OF ST. LOUIS COUNTY, MISSOURI, ACTING AS THE VERIFICATION BOARD PURSUANT TO 115.507,R.S.MO 1978, HEREBY CERTIFY THE FOREGOING TO BE A TRUE AND CORRECT ABSTRACT OF VOTES CAST FOR THE CANDIDATES AND ISSUES AT THE GENERAL MUNICIPAL ELECTION HELD IN ST. LOUIS COUNTY, MISSOURI, ON APRIL 3, 2012. IN TESTIMONY WHEREOF, WE HAVE HEREUNTO SET OUR HAND AT OUR OFFICE IN MAPLEWOOD, ST. LOUIS COUNTY, MISSOURI, ON APRIL 11, 2012.



CITY OF BELLA VILLA  
 RUN DATE:04/11/12 11:35 AM

GENERAL MUNICIPAL ELECTION  
 ST. LOUIS COUNTY, MISSOURI  
 TUESDAY, APRIL 3, 2012

OFFICIAL FINAL RESULTS

	TOTAL	PERCENT		TOTAL	PERCENT
01 = REGISTERED VOTERS - TOTAL	468		03 = VOTER TURNOUT - TOTAL	114	24.36
02 = BALLOTS CAST - TOTAL	114				
	01	02	03		
1425 LEM25	82	18	21.95		
1426 LEM26	137	29	21.17		
1427 LEM27	119	34	28.57		
1428 LEM28	130	33	25.38		

	VOTES	PERCENT
MAYOR BELLA VILLA		
(Vote for ) 1		
01 = JOANNE YATES	93	94.90
02 = INVALID WRITE-IN	5	5.10
	01	02
1425 LEM25	17	0
1426 LEM26	23	2
1427 LEM27	25	2
1428 LEM28	28	1

	VOTES	PERCENT
ALDERPERSON BELLA VILLA WARD 1		
(Vote for ) 1		
01 = DONNA PULEO	31	91.18
02 = INVALID WRITE-IN	3	8.82
	01	02
1425 LEM25	14	0
1426 LEM26	17	3

	VOTES	PERCENT
ALDERPERSON BELLA VILLA WARD 2		
(Vote for ) 1		
01 = ALICE F. LOTSPEICH	26	100.00
02 = INVALID WRITE-IN	0	
	01	02
1427 LEM27	26	0

	VOTES	PERCENT
ALDERPERSON BELLA VILLA WARD 3		
(Vote for ) 1		
01 = JEFFREY S. ROBINSON	28	96.55
02 = INVALID WRITE-IN	1	3.45
	01	02
1428 LEM28	28	1

WE, THE BOARD OF ELECTION COMMISSIONERS OF ST. LOUIS COUNTY, MISSOURI, ACTING AS THE VERIFICATION BOARD PURSUANT TO 115.507, R.S. MO 1978, HEREBY CERTIFY THE FOREGOING TO BE A TRUE AND CORRECT ABSTRACT OF VOTES CAST FOR THE CANDIDATES AND ISSUES AT THE GENERAL MUNICIPAL ELECTION HELD IN ST. LOUIS COUNTY, MISSOURI, ON APRIL 3, 2012. IN TESTIMONY WHEREOF, WE HAVE HEREUNTO SET OUR HAND AT OUR OFFICE IN MAPLEWOOD, ST. LOUIS COUNTY, MISSOURI, ON APRIL 11, 2012.

RUN DATE:04/11/12 12:05 PM

	TOTAL	PERCENT		TOTAL	PERCENT
01 = REGISTERED VOTERS - TOTAL	6,794		03 = VOTER TURNOUT - TOTAL		8.10
02 = BALLOTS CAST - TOTAL	550				
	01	02	03		
2412 SF12,19	519	69	13.29		
2413 SF13,14,23	1864	132	7.08		
2415 SF15,16,35	1837	123	6.70		
2418 SF18,20	1092	68	6.23		
2425 SF25	1076	121	11.25		
2426 SF26,40	25	1	4.00		
2428 SF28	280	20	7.14		
2436 SF36	101	16	15.84		

	VOTES	PERCENT		VOTES	PERCENT
ALDERPERSON BELLEFONTAINE NEIGHBORS WARD 1 (Vote for ) 1					
01 = TONY MIGLIAZZO	108	98.18			
02 = INVALID WRITE-IN	2	1.82			
	01	02			
2415 SF15,16,35	108	2			

	VOTES	PERCENT		VOTES	PERCENT
ALDERPERSON BELLEFONTAINE NEIGHBORS WARD 2 (Vote for ) 1					
01 = DON MERZ	159	78.71			
02 = GEORGE MURPHY	42	20.79	03 = INVALID WRITE-IN	1	.50
	01	02	03		
2412 SF12,19	53	13	1		
2425 SF25	97	23	0		
2436 SF36	9	6	0		

	VOTES	PERCENT		VOTES	PERCENT
ALDERPERSON BELLEFONTAINE NEIGHBORS WARD 3 (Vote for ) 1					
01 = JOHN JORDAN	76	93.83			
02 = INVALID WRITE-IN	5	6.17			
	01	02			
2418 SF18,20	60	2			
2426 SF26,40	1	0			
2428 SF28	15	3			

	VOTES	PERCENT		VOTES	PERCENT
ALDERPERSON BELLEFONTAINE NEIGHBORS WARD 4 (Vote for ) 1					
01 = ANTHONY SMITH	123	99.19			
02 = INVALID WRITE-IN	1	.81			
	01	02			
2413 SF13,14,23	123	1			

WE, THE BOARD OF ELECTION COMMISSIONERS OF ST. LOUIS COUNTY, MISSOURI, ACTING AS THE VERIFICATION BOARD PURSUANT TO 115.507,R.S.Mo 1978, HEREBY CERTIFY THE FOREGOING TO BE A TRUE AND CORRECT ABSTRACT OF VOTES CAST FOR THE CANDIDATES AND ISSUES AT THE GENERAL MUNICIPAL ELECTION HELD IN ST. LOUIS COUNTY, MISSOURI, ON APRIL 3, 2012. IN TESTIMONY WHEREOF, WE HAVE HEREUNTO SET OUR HAND AT OUR OFFICE IN MAPLEWOOD, ST. LOUIS COUNTY, MISSOURI, ON APRIL 11, 2012.





VILLAGE OF BELLERIVE ACRES

GENERAL MUNICIPAL ELECTION  
ST. LOUIS COUNTY, MISSOURI  
TUESDAY, APRIL 3, 2012

OFFICIAL FINAL RESULTS

RUN DATE:04/11/12 11:41 AM

01 = REGISTERED VOTERS - TOTAL  
02 = BALLOTS CAST - TOTAL

TOTAL PERCENT  
166 71

03 = VOTER TURNOUT - TOTAL

TOTAL PERCENT  
42.77

	01	02	03
1914 NOR14	166	71	42.77

TRUSTEE BELLERIVE ACRES  
(Vote for ) 3  
01 = CHRIS WOODS  
02 = WILLIAM F. TIERNEY  
03 = CONRAD H. PHILIPP, III

VOTES PERCENT  
27 14.21  
55 28.95  
54 28.42

04 = MIKE JONES  
05 = INVALID WRITE-IN

VOTES PERCENT  
53 27.89  
1 .53

	01	02	03	04	05
1914 NOR14	27	55	54	53	1

BELLERIVE ACRES-PROPOSITION C  
\*\*COMMERCIAL PROPERTY TAX\*\*  
(Vote for ) 1  
01 = YES  
02 = NO

VOTES PERCENT  
60 89.55  
7 10.45

	01	02
1914 NOR14	60	7

WE, THE BOARD OF ELECTION COMMISSIONERS OF ST. LOUIS COUNTY, MISSOURI, ACTING AS THE VERIFICATION BOARD PURSUANT TO 115.507,R.S.Mo 1978, HEREBY CERTIFY THE FOREGOING TO BE A TRUE AND CORRECT ABSTRACT OF VOTES CAST FOR THE CANDIDATES AND ISSUES AT THE GENERAL MUNICIPAL ELECTION HELD IN ST. LOUIS COUNTY, MISSOURI, ON APRIL 3, 2012. IN TESTIMONY WHEREOF, WE HAVE HEREUNTO SET OUR HAND AT OUR OFFICE IN MAPLEWOOD, ST. LOUIS COUNTY, MISSOURI, ON APRIL 11, 2012.



CITY OF BERKELEY  
 RUN DATE:04/11/12 11:43 AM

GENERAL MUNICIPAL ELECTION  
 ST. LOUIS COUNTY, MISSOURI  
 TUESDAY, APRIL 3, 2012

OFFICIAL FINAL RESULTS

	TOTAL			PERCENT	TOTAL			PERCENT
01 = REGISTERED VOTERS - TOTAL	5,494				03 = VOTER TURNOUT - TOTAL	17.47		
02 = BALLOTS CAST - TOTAL	960							
	01	02	03					
0110 AP10	1025	143	13.95					
0127 AP27	681	97	14.24					
0136 AP36	123	6	4.88					
0154 AP54 NRW2	560	86	15.36					
2003 NRW3,4 AP38	1751	355	20.27					
2005 NRW5	1125	219	19.47					
2006 NRW6	124	22	17.74					
2029 NRW29	105	32	30.48					

	VOTES			PERCENT	VOTES			PERCENT
MAYOR BERKELEY (Vote for ) 1	418			44.47	03 = INVALID WRITE-IN			5
01 = BABATUNDE DEINBO	517			55.00				.53
02 = THEODORE (TED) HOSKINS	01	02	03					
0110 AP10	88	47	2					
0127 AP27	47	47	0					
0136 AP36	3	3	0					
0154 AP54 NRW2	20	65	1					
2003 NRW3,4 AP38	132	220	1					
2005 NRW5	111	100	1					
2006 NRW6	7	14	0					
2029 NRW29	10	21	0					

	VOTES			PERCENT	VOTES			PERCENT
COUNCIL MEMBER BERKELEY WARD 2 (Vote for ) 1	116			54.46	03 = INVALID WRITE-IN			0
01 = IRENE CALTON	97			45.54				
02 = WILL S. FERGUSON	01	02	03					
2005 NRW5	116	97	0					

	VOTES		PERCENT
COUNCIL MEMBER BERKELEY WARD 4 (Vote for ) 1	102		100.00
01 = LOUVENIA (LOU) MATHISON	0		
02 = INVALID WRITE-IN	01	02	
0127 AP27	71	0	
0136 AP36	6	0	
2029 NRW29	25	0	

WE, THE BOARD OF ELECTION COMMISSIONERS OF ST. LOUIS COUNTY, MISSOURI, ACTING AS THE VERIFICATION BOARD PURSUANT TO 115.507,R.S.Mo 1978, HEREBY CERTIFY THE FOREGOING TO BE A TRUE AND CORRECT ABSTRACT OF VOTES CAST FOR THE CANDIDATES AND ISSUES AT THE GENERAL MUNICIPAL ELECTION HELD IN ST. LOUIS COUNTY, MISSOURI, ON APRIL 3, 2012. IN TESTIMONY WHEREOF, WE HAVE HEREUNTO SET OUR HAND AT OUR OFFICE IN MAPLEWOOD, ST. LOUIS COUNTY, MISSOURI, ON APRIL 11, 2012.



CITY OF BEVERLY HILLS  
RUN DATE:04/11/12 11:43 AM

GENERAL MUNICIPAL ELECTION  
ST. LOUIS COUNTY, MISSOURI  
TUESDAY, APRIL 3, 2012

OFFICIAL FINAL RESULTS

	TOTAL	PERCENT		TOTAL	PERCENT
01 = REGISTERED VOTERS - TOTAL	400		03 = VOTER TURNOUT - TOTAL		7.75
02 = BALLOTS CAST - TOTAL	31				
	01	02	03		
1922 NOR22	218	15	6.88		
1933 NOR33	182	16	8.79		

=====

	VOTES	PERCENT
ALDERPERSON BEVERLY HILLS WARD 1 (Vote for ) 1		
01 = RITA C. FORD	16	100.00
02 = INVALID WRITE-IN	0	
	01	02
1933 NOR33	16	0

=====

	VOTES	PERCENT
ALDERPERSON BEVERLY HILLS WARD 2 (Vote for ) 1		
01 = BRIAN K. JACKSON	15	100.00
02 = INVALID WRITE-IN	0	
	01	02
1922 NOR22	15	0

=====

WE, THE BOARD OF ELECTION COMMISSIONERS OF ST. LOUIS COUNTY, MISSOURI, ACTING AS THE VERIFICATION BOARD PURSUANT TO 115.507,R.S.Mo 1978, HEREBY CERTIFY THE FOREGOING TO BE A TRUE AND CORRECT ABSTRACT OF VOTES CAST FOR THE CANDIDATES AND ISSUES AT THE GENERAL MUNICIPAL ELECTION HELD IN ST. LOUIS COUNTY, MISSOURI, ON APRIL 3, 2012. IN TESTIMONY WHEREOF, WE HAVE HEREUNTO SET OUR HAND AT OUR OFFICE IN MAPLEWOOD, ST. LOUIS COUNTY, MISSOURI, ON APRIL 11, 2012.

?

CITY OF BLACK JACK  
 RUN DATE:04/11/12 11:44 AM

GENERAL MUNICIPAL ELECTION  
 ST. LOUIS COUNTY, MISSOURI  
 TUESDAY, APRIL 3, 2012

OFFICIAL FINAL RESULTS

01 = REGISTERED VOTERS - TOTAL	TOTAL	PERCENT	03 = VOTER TURNOUT - TOTAL	TOTAL	PERCENT
02 = BALLOTS CAST - TOTAL	4,519				9.85
	445				
	01	02	03		
0717 FER17	366	11	3.01		
0718 FER18	236	17	7.20		
0719 FER19	1241	85	6.85		
2515 SPL15	1162	204	17.56		
2521 SPL21	557	60	10.77		
2522 SPL22	957	68	7.11		

COUNCIL MEMBER BLACK JACK WARD 1		VOTES	PERCENT
(Vote for ) 1			
01 = DONALD KRANK		75	98.68
02 = INVALID WRITE-IN		1	1.32
	01	02	
0719 FER19	75	1	

COUNCIL MEMBER BLACK JACK WARD 2		VOTES	PERCENT
(Vote for ) 1			
01 = SANDRA K. MULLER		55	98.21
02 = INVALID WRITE-IN		1	1.79
	01	02	
0717 FER17	9	0	
2521 SPL21	46	1	

COUNCIL MEMBER BLACK JACK WARD 3		VOTES	PERCENT	VOTES	PERCENT
(Vote for ) 1					
01 = ARNOLD HINKLE		155	77.11		
02 = LEO SIMMONS		43	21.39	03 = INVALID WRITE-IN	3 1.49
	01	02	03		
2515 SPL15	155	43	3		

COUNCIL MEMBER BLACK JACK WARD 4		VOTES	PERCENT
(Vote for ) 1			
01 = BENJAMIN T. ALLEN, SR.		76	95.00
02 = INVALID WRITE-IN		4	5.00
	01	02	
0718 FER18	15	0	
2522 SPL22	61	4	

WE, THE BOARD OF ELECTION COMMISSIONERS OF ST. LOUIS COUNTY, MISSOURI, ACTING AS THE VERIFICATION BOARD PURSUANT TO 115.507,R.S.Mo 1978, HEREBY CERTIFY THE FOREGOING TO BE A TRUE AND CORRECT ABSTRACT OF VOTES CAST FOR THE CANDIDATES AND ISSUES AT THE GENERAL MUNICIPAL ELECTION HELD IN ST. LOUIS COUNTY, MISSOURI, ON APRIL 3, 2012. IN TESTIMONY WHEREOF, WE HAVE HEREUNTO SET OUR HAND AT OUR OFFICE IN MAPLEWOOD, ST. LOUIS COUNTY, MISSOURI, ON APRIL 11, 2012.

CITY OF BRECKENRIDGE HILLS  
RUN DATE:04/11/12 11:44 AM

GENERAL MUNICIPAL ELECTION  
ST. LOUIS COUNTY, MISSOURI  
TUESDAY, APRIL 3, 2012

OFFICIAL FINAL RESULTS

	TOTAL	PERCENT		TOTAL	PERCENT
01 = REGISTERED VOTERS - TOTAL	2,183		03 = VOTER TURNOUT - TOTAL	379	17.36
02 = BALLOTS CAST - TOTAL	379				
	01	02	03		
1707 MID7 AP22	494	76	15.38		
1721 MID21 NOR60	477	86	18.03		
1722 MID22	624	109	17.47		
1747 MID47	588	108	18.37		

	VOTES	PERCENT		VOTES	PERCENT
MAYOR BRECKENRIDGE HILLS (Vote for ) 1					
01 = JACK R. SHREWSBURY	199	52.93	03 = INVALID WRITE-IN	1	.27
02 = ANITA M. MASON	176	46.81			
	01	02	03		
1707 MID7 AP22	38	38	0		
1721 MID21 NOR60	46	38	0		
1722 MID22	63	46	0		
1747 MID47	52	54	1		

	VOTES	PERCENT		VOTES	PERCENT
COUNCIL MEMBER BRECKENRIDGE HILLS WARD 1 (Vote for ) 1					
01 = MARY E. AMAN	58	98.31			
02 = INVALID WRITE-IN	1	1.69			
	01	02			
1721 MID21 NOR60	58	1			

	VOTES	PERCENT		VOTES	PERCENT
COUNCIL MEMBER BRECKENRIDGE HILLS WARD 2 (Vote for ) 1					
01 = ROSE CASON	75	98.68			
02 = INVALID WRITE-IN	1	1.32			
	01	02			
1747 MID47	75	1			

	VOTES	PERCENT		VOTES	PERCENT
COUNCIL MEMBER BRECKENRIDGE HILLS WARD 3 (Vote for ) 1					
01 = DENNIS J. BEEMAN	85	98.84			
02 = INVALID WRITE-IN	1	1.16			
	01	02			
1722 MID22	85	1			

	VOTES	PERCENT		VOTES	PERCENT
COUNCIL MEMBER BRECKENRIDGE HILLS WARD 4 (Vote for ) 1					
01 = KEN BLANKENSHIP	48	94.12			
02 = INVALID WRITE-IN	3	5.88			
	01	02			
1707 MID7 AP22	48	3			

WE, THE BOARD OF ELECTION COMMISSIONERS OF ST. LOUIS COUNTY, MISSOURI, ACTING AS THE VERIFICATION BOARD PURSUANT TO 115.507, R.S. MO 1978, HEREBY CERTIFY THE FOREGOING TO BE A TRUE AND CORRECT ABSTRACT OF VOTES CAST FOR THE CANDIDATES AND ISSUES AT THE GENERAL MUNICIPAL ELECTION HELD IN ST. LOUIS COUNTY, MISSOURI, ON APRIL 3, 2012. IN TESTIMONY WHEREOF, WE HAVE HEREUNTO SET OUR HAND AT OUR OFFICE IN MAPLEWOOD, ST. LOUIS COUNTY, MISSOURI, ON APRIL 11, 2012.



CITY OF BRENTWOOD  
 RUN DATE:04/11/12 11:44 AM

GENERAL MUNICIPAL ELECTION  
 ST. LOUIS COUNTY, MISSOURI  
 TUESDAY, APRIL 3, 2012

OFFICIAL FINAL RESULTS

01 = REGISTERED VOTERS - TOTAL	TOTAL	PERCENT	03 = VOTER TURNOUT - TOTAL	TOTAL	PERCENT
02 = BALLOTS CAST - TOTAL	5,177			19.55	
	1,012				
	01	02	03		
0530 CLA30,31,57,58	1096	173	15.78		
0532 CLA32,35,43	1497	558	37.27		
0538 CLA38,39,41,42,59	1210	114	9.42		
0546 CLA46,48,49,51	1374	167	12.15		

ALDERPERSON BRENTWOOD WARD 1 (Vote for ) 1	VOTES	PERCENT	03 = INVALID WRITE-IN	VOTES	PERCENT
01 = MAUREEN SAUNDERS	366	66.06			
02 = JIM BISCHOFF	186	33.57		2	.36
	01	02	03		
0532 CLA32,35,43	366	186	2		

ALDERPERSON BRENTWOOD WARD 2 (Vote for ) 1	VOTES	PERCENT	03 = INVALID WRITE-IN	VOTES	PERCENT
01 = CINDY MANESTAR	97	98.98			
02 = INVALID WRITE-IN	1	1.02			
	01	02			
0538 CLA38,39,41,42,59	97	1			

ALDERPERSON BRENTWOOD WARD 3 (Vote for ) 1	VOTES	PERCENT	03 = INVALID WRITE-IN	VOTES	PERCENT
01 = ANDREW G. LEAHY	132	92.96			
02 = INVALID WRITE-IN	10	7.04			
	01	02			
0546 CLA46,48,49,51	132	10			

ALDERPERSON BRENTWOOD WARD 4 (Vote for ) 1	VOTES	PERCENT	03 = PATRICK TOOHEY	VOTES	PERCENT
01 = LORRAINE KREWSON	56	33.53		69	41.32
02 = GARY S. BIERMAN	42	25.15	04 = INVALID WRITE-IN	0	
	01	02	03	04	
0530 CLA30,31,57,58	56	42	69	0	

WE, THE BOARD OF ELECTION COMMISSIONERS OF ST. LOUIS COUNTY, MISSOURI, ACTING AS THE VERIFICATION BOARD PURSUANT TO 115.507,R.S.Mo 1978, HEREBY CERTIFY THE FOREGOING TO BE A TRUE AND CORRECT ABSTRACT OF VOTES CAST FOR THE CANDIDATES AND ISSUES AT THE GENERAL MUNICIPAL ELECTION HELD IN ST. LOUIS COUNTY, MISSOURI, ON APRIL 3, 2012. IN TESTIMONY WHEREOF, WE HAVE HEREUNTO SET OUR HAND AT OUR OFFICE IN MAPLEWOOD, ST. LOUIS COUNTY, MISSOURI, ON APRIL 11, 2012.



CITY OF BRIDGETON  
 RUN DATE:04/11/12 11:45 AM

GENERAL MUNICIPAL ELECTION  
 ST. LOUIS COUNTY, MISSOURI  
 TUESDAY, APRIL 3, 2012

OFFICIAL FINAL RESULTS

	TOTAL	PERCENT	03 = VOTER TURNOUT - TOTAL	TOTAL	PERCENT
01 = REGISTERED VOTERS - TOTAL	7,417				
02 = BALLOTS CAST - TOTAL	1,120				15.10
	01	02	03		
0112 AP12	441	61	13.83		
0117 AP17,42 NW26	1798	180	10.01		
0123 AP23,26 NW14	116	12	10.34		
0129 AP29	263	15	5.70		
0147 AP47	34	2	5.88		
2103 NW3,17,59	739	201	27.20		
2106 NW6,29	1	0	.00		
2111 NW11	539	123	22.82		
2112 NW12,50,58	807	179	22.18		
2131 NW31,60 AP35	513	147	28.65		
2132 NW32,42,43	925	73	7.89		
2137 NW37	508	60	11.81		
2144 NW44	18	6	33.33		
2151 NW51	715	61	8.53		

	VOTES	PERCENT	03 = INVALID WRITE-IN	VOTES	PERCENT
COUNCIL MEMBER BRIDGETON WARD 1 (Vote for ) 1					
01 = JUDY PICKETT	111	47.03			
02 = SCOTT ZIMMER	125	52.97		0	
	01	02	03		
0112 AP12	30	31	0		
0123 AP23,26 NW14	7	5	0		
0129 AP29	13	2	0		
0147 AP47	1	1	0		
2131 NW31,60 AP35	60	86	0		

	VOTES	PERCENT	03 = INVALID WRITE-IN	VOTES	PERCENT
COUNCIL MEMBER BRIDGETON WARD 2 (Vote for ) 1					
01 = LINDA J. EAKER	123	100.00			
02 = INVALID WRITE-IN	0				
	01	02			
2106 NW6,29	0	0			
2132 NW32,42,43	68	0			
2151 NW51	55	0			

	VOTES	PERCENT	03 = INVALID WRITE-IN	VOTES	PERCENT
COUNCIL MEMBER BRIDGETON WARD 3 (Vote for ) 1					
01 = RANDY HEIN	303	60.36			
02 = BOB TOTTERER	198	39.44		1	.20
	01	02	03		
2103 NW3,17,59	122	78	1		
2111 NW11	60	57	0		
2112 NW12,50,58	119	59	0		
2144 NW44	2	4	0		

	VOTES	PERCENT	03 = INVALID WRITE-IN	VOTES	PERCENT
COUNCIL MEMBER BRIDGETON WARD 4 (Vote for ) 1					
01 = BARBARA ABRAM	209	95.87			
02 = INVALID WRITE-IN	9	4.13			
	01	02			
0117 AP17,42 NW26	165	1			
2137 NW37	44	8			

WE, THE BOARD OF ELECTION COMMISSIONERS OF ST. LOUIS COUNTY, MISSOURI, ACTING AS THE VERIFICATION BOARD PURSUANT TO 115.507,R.S.Mo 1978, HEREBY CERTIFY THE FOREGOING TO BE A TRUE AND CORRECT ABSTRACT OF VOTES CAST FOR THE CANDIDATES AND ISSUES AT THE GENERAL MUNICIPAL ELECTION HELD IN ST. LOUIS COUNTY, MISSOURI, ON APRIL 3, 2012. IN TESTIMONY WHEREOF, WE HAVE HEREUNTO SET OUR HAND AT OUR OFFICE IN MAPLEWOOD, ST. LOUIS COUNTY, MISSOURI, ON APRIL 11, 2012.







VILLAGE OF CALVERTON PARK  
RUN DATE:04/11/12 11:45 AM

GENERAL MUNICIPAL ELECTION  
ST. LOUIS COUNTY, MISSOURI  
TUESDAY, APRIL 3, 2012

OFFICIAL FINAL RESULTS

	TOTAL	PERCENT		TOTAL	PERCENT
01 = REGISTERED VOTERS - TOTAL	813		03 = VOTER TURNOUT - TOTAL		11.44
02 = BALLOTS CAST - TOTAL	93				
	01	02	03		
0713 FER13,23	813	93	11.44		

	VOTES	PERCENT		VOTES	PERCENT
TRUSTEE CALVERTON PARK (Vote for ) 2					
01 = DIANE ARNOLD	74	46.54	03 = SCOTT REGAN GALYON	23	14.47
02 = JAMES PAUNOVICH	61	38.36	04 = INVALID WRITE-IN	1	.63
	01	02	03	04	
0713 FER13,23	74	61	23	1	

WE, THE BOARD OF ELECTION COMMISSIONERS OF ST. LOUIS COUNTY, MISSOURI, ACTING AS THE VERIFICATION BOARD PURSUANT TO 115.507,R.S.Mo 1978, HEREBY CERTIFY THE FOREGOING TO BE A TRUE AND CORRECT ABSTRACT OF VOTES CAST FOR THE CANDIDATES AND ISSUES AT THE GENERAL MUNICIPAL ELECTION HELD IN ST. LOUIS COUNTY, MISSOURI, ON APRIL 3, 2012. IN TESTIMONY WHEREOF, WE HAVE HEREUNTO SET OUR HAND AT OUR OFFICE IN MAPLEWOOD, ST. LOUIS COUNTY, MISSOURI, ON APRIL 11, 2012.



CITY OF CHARLACK  
 RUN DATE:04/11/12 11:46 AM

GENERAL MUNICIPAL ELECTION  
 ST. LOUIS COUNTY, MISSOURI  
 TUESDAY, APRIL 3, 2012

OFFICIAL FINAL RESULTS

01 = REGISTERED VOTERS - TOTAL	TOTAL	PERCENT	03 = VOTER TURNOUT - TOTAL	TOTAL	PERCENT
02 = BALLOTS CAST - TOTAL	724				29.97
	217				
	01	02	03		
1925 NOR25,43	420	138	32.86		
1932 NOR32,59	216	77	35.65		
1961 NOR61	88	2	2.27		

MAYOR CHARLACK (UNEXPIRED TERM)	VOTES	PERCENT
(Vote for ) 1		
01 = FRANK E. MATTINGLY	122	58.37
02 = GENE SPEED (82) W/I VOTES OF	87	41.63
	01	02
1925 NOR25,43	85	48
1932 NOR32,59	35	39
1961 NOR61	2	0

ALDERPERSON CHARLACK WARD 1	VOTES	PERCENT
(Vote for ) 1		
01 = CHRIS BRUN	26	35.14
02 = JARED GILBERT (44) W/I VOTES OF	48	64.86
	01	02
1932 NOR32,59	25	48
1961 NOR61	1	0

ALDERPERSON CHARLACK WARD 2	VOTES	PERCENT	VOTES	PERCENT	
(Vote for ) 1					
01 = LISA BUSCHMANN	48	36.09	03 = RICHARD A. BROWNING	14	10.53
02 = DAVID C. ILLICK	69	51.88	04 = INVALID WRITE-IN	2	1.50
	01	02	03	04	
1925 NOR25,43	48	69	14	2	

WE, THE BOARD OF ELECTION COMMISSIONERS OF ST. LOUIS COUNTY, MISSOURI, ACTING AS THE VERIFICATION BOARD PURSUANT TO 115.507,R.S.Mo 1978, HEREBY CERTIFY THE FOREGOING TO BE A TRUE AND CORRECT ABSTRACT OF VOTES CAST FOR THE CANDIDATES AND ISSUES AT THE GENERAL MUNICIPAL ELECTION HELD IN ST. LOUIS COUNTY, MISSOURI, ON APRIL 3, 2012. IN TESTIMONY WHEREOF, WE HAVE HEREUNTO SET OUR HAND AT OUR OFFICE IN MAPLEWOOD, ST. LOUIS COUNTY, MISSOURI, ON APRIL 11, 2012.



CITY OF CHESTERFIELD  
 RUN DATE:04/11/12 11:46 AM

GENERAL MUNICIPAL ELECTION  
 ST. LOUIS COUNTY, MISSOURI  
 TUESDAY, APRIL 3, 2012

OFFICIAL FINAL RESULTS

	TOTAL	PERCENT		TOTAL	PERCENT
01 = REGISTERED VOTERS - TOTAL	33,696		03 = VOTER TURNOUT - TOTAL	13.16	
02 = BALLOTS CAST - TOTAL	4,435				
	01	02	03		
0402 CHE2	295	23	7.80		
0408 CHE8,33	1573	199	12.65		
0410 CHE10	737	127	17.23		
0412 CHE12	394	47	11.93		
0414 CHE14,36	196	18	9.18		
0415 CHE15,16	1727	198	11.46		
0418 CHE18	797	133	16.69		
0419 CHE19	762	74	9.71		
0422 CHE22,45 LAF12	1623	222	13.68		
0430 CHE30	560	80	14.29		
0431 CHE31 LAF26	156	14	8.97		
0437 CHE37	824	104	12.62		
0441 CHE41	579	81	13.99		
0448 CHE48 MR10	1100	198	18.00		
0452 CHE52	9	0	.00		
1201 LAF1,30 CHE44	1618	239	14.77		
1206 LAF6,51,52	1053	85	8.07		
1208 LAF8	844	83	9.83		
1211 LAF11	572	37	6.47		
1214 LAF14	695	87	12.52		
1228 LAF28	861	89	10.34		
1229 LAF29	1003	106	10.57		
1231 LAF31	863	131	15.18		
1232 LAF32 CHE32	950	79	8.32		
1233 LAF33	1029	81	7.87		
1237 LAF37	189	22	11.64		
1241 LAF41	1102	201	18.24		
1242 LAF42	456	88	19.30		
1601 MHT1,4,5	1314	172	13.09		
1602 MHT2,26	912	173	18.97		
1603 MHT3,24 CHE42 MR65	1484	233	15.70		
1619 MHT19,27,64	1871	354	18.92		
1816 MR16,17	926	113	12.20		
1818 MR18,68,69	1979	236	11.93		
1823 MR23,53	887	121	13.64		
1852 MR52 MHT7,39	1042	126	12.09		
1855 MR55	519	51	9.83		
1864 MR64	195	10	5.13		

COUNCIL MEMBER CHESTERFIELD WARD 1	VOTES	PERCENT		VOTES	PERCENT
(Vote for ) 1					
01 = BARRY FLACHSBART	821	61.45			
02 = DAVID ARBOGAST	513	38.40	03 = INVALID WRITE-IN	2	.15
	01	02	03		
0448 CHE48 MR10	112	76	0		
1601 MHT1,4,5	99	68	0		
1602 MHT2,26	93	75	0		
1603 MHT3,24 CHE42 MR65	120	108	1		
1619 MHT19,27,64	246	97	1		
1823 MR23,53	71	47	0		
1852 MR52 MHT7,39	80	42	0		

COUNCIL MEMBER CHESTERFIELD WARD 2	VOTES	PERCENT		VOTES	PERCENT
(Vote for ) 1					
01 = ELLIOT GRISSOM	772	73.45			
02 = TANIA PAPPAS	274	26.07	03 = INVALID WRITE-IN	5	.48
	01	02	03		
0412 CHE12	41	5	0		
0419 CHE19	57	17	0		
0422 CHE22,45 LAF12	170	38	1		
0430 CHE30	57	15	0		
1201 LAF1,30 CHE44	142	91	2		
1231 LAF31	86	42	0		
1818 MR18,68,69	168	56	2		
1855 MR55	43	8	0		
1864 MR64	8	2	0		

COUNCIL MEMBER CHESTERFIELD WARD 3	VOTES	PERCENT		VOTES	PERCENT
(Vote for ) 1					
01 = MIKE CASEY	763	97.57			
02 = INVALID WRITE-IN	19	2.43			
	01	02			
0414 CHE14,36	14	0			
0431 CHE31 LAF26	12	0			
1206 LAF6,51,52	63	7			
1208 LAF8	66	5			
1211 LAF11	30	1			
1214 LAF14	77	1			
1228 LAF28	77	0			
1229 LAF29	94	1			
1232 LAF32 CHE32	72	1			

1233 LAF33	69	1
1237 LAF37	16	0
1242 LAF42	76	2
1816 MR16,17	97	0

COUNCIL MEMBER CHESTERFIELD WARD 4

VOTES PERCENT

(Vote for ) 1		
01 = CONNIE FULTS	880	97.45
02 = INVALID WRITE-IN	23	2.55

	01	02
0402 CHE2	16	3
0408 CHE8,33	157	3
0410 CHE10	96	3
0415 CHE15,16	166	7
0418 CHE18	123	0
0437 CHE37	84	4
0441 CHE41	72	0
0452 CHE52	0	0
1241 LAF41	166	3

WE, THE BOARD OF ELECTION COMMISSIONERS OF ST. LOUIS COUNTY, MISSOURI, ACTING AS THE VERIFICATION BOARD PURSUANT TO 115.507,R.S.Mo 1978, HEREBY CERTIFY THE FOREGOING TO BE A TRUE AND CORRECT ABSTRACT OF VOTES CAST FOR THE CANDIDATES AND ISSUES AT THE GENERAL MUNICIPAL ELECTION HELD IN ST. LOUIS COUNTY, MISSOURI, ON APRIL 3, 2012. IN TESTIMONY WHEREOF, WE HAVE HEREUNTO SET OUR HAND AT OUR OFFICE IN MAPLEWOOD, ST. LOUIS COUNTY, MISSOURI, ON APRIL 11, 2012.



CITY OF CLARKSON VALLEY  
 RUN DATE:04/11/12 11:47 AM

GENERAL MUNICIPAL ELECTION  
 ST. LOUIS COUNTY, MISSOURI  
 TUESDAY, APRIL 3, 2012

OFFICIAL FINAL RESULTS

01 = REGISTERED VOTERS - TOTAL	TOTAL	PERCENT	03 = VOTER TURNOUT - TOTAL	TOTAL	PERCENT
02 = BALLOTS CAST - TOTAL	2,066				15.97
	330				
	01	02	03		
0403 CHE3	444	65	14.64		
0404 CHE4	707	137	19.38		
0409 CHE9	699	97	13.88		
0411 CHE11	216	31	14.35		

ALDERPERSON CLARKSON VALLEY WARD 1	VOTES	PERCENT		VOTES	PERCENT
(Vote for ) 1					
01 = JAMES BABB	9	6.92			
02 = WALT MIXSON	38	29.23	03 = DAN KING (82) W/I VOTES OF	83	63.85
	01	02	03		
0404 CHE4	9	38	83		

ALDERPERSON CLARKSON VALLEY WARD 2	VOTES	PERCENT			
(Vote for ) 1					
01 = WENDELL SITTSER	73	94.81			
02 = INVALID WRITE-IN	4	5.19			
	01	02			
0409 CHE9	73	4			

ALDERPERSON CLARKSON VALLEY WARD 3	VOTES	PERCENT			
(Vote for ) 1					
01 = LIN MIDYETT	76	96.20			
02 = INVALID WRITE-IN	3	3.80			
	01	02			
0403 CHE3	57	2			
0411 CHE11	19	1			

WE, THE BOARD OF ELECTION COMMISSIONERS OF ST. LOUIS COUNTY, MISSOURI, ACTING AS THE VERIFICATION BOARD PURSUANT TO 115.507,R.S.Mo 1978, HEREBY CERTIFY THE FOREGOING TO BE A TRUE AND CORRECT ABSTRACT OF VOTES CAST FOR THE CANDIDATES AND ISSUES AT THE GENERAL MUNICIPAL ELECTION HELD IN ST. LOUIS COUNTY, MISSOURI, ON APRIL 3, 2012. IN TESTIMONY WHEREOF, WE HAVE HEREUNTO SET OUR HAND AT OUR OFFICE IN MAPLEWOOD, ST. LOUIS COUNTY, MISSOURI, ON APRIL 11, 2012.



CITY OF CLAYTON  
 RUN DATE:04/11/12 11:47 AM

GENERAL MUNICIPAL ELECTION  
 ST. LOUIS COUNTY, MISSOURI  
 TUESDAY, APRIL 3, 2012

OFFICIAL FINAL RESULTS

	TOTAL			PERCENT	TOTAL			PERCENT
01 = REGISTERED VOTERS - TOTAL	8,832				03 = VOTER TURNOUT - TOTAL			17.71
02 = BALLOTS CAST - TOTAL	1,564							
	01	02	03					
0502 CLA2	441	83	18.82					
0503 CLA3,10,11,62	1964	380	19.35					
0504 CLA4	473	104	21.99					
0508 CLA8,44,53	932	228	24.46					
1001 HAD1,2,3	1925	335	17.40					
1004 HAD4,14	1879	243	12.93					
1005 HAD5,37	407	67	16.46					
1015 HAD15,16	811	124	15.29					

	VOTES			PERCENT	VOTES			PERCENT
ALDERPERSON CLAYTON WARD 1 (Vote for ) 1								
01 = MARGUERITE GARRICK	66			19.94	03 = INVALID WRITE-IN			1 .30
02 = JOANNE M. BOULTON	264			79.76				
	01	02	03					
1004 HAD4,14	45	172	1					
1015 HAD15,16	21	92	0					

	VOTES		PERCENT
ALDERPERSON CLAYTON WARD 2 (Vote for ) 1			
01 = MICHELLE HARRIS	403		98.53
02 = INVALID WRITE-IN	6		1.47
	01	02	
0502 CLA2	71	2	
1001 HAD1,2,3	277	4	
1005 HAD5,37	55	0	

	VOTES		PERCENT
ALDERPERSON CLAYTON WARD 3 (Vote for ) 1			
01 = ALEX BERGER, III	563		96.57
02 = INVALID WRITE-IN	20		3.43
	01	02	
0503 CLA3,10,11,62	296	10	
0504 CLA4	79	4	
0508 CLA8,44,53	188	6	

WE, THE BOARD OF ELECTION COMMISSIONERS OF ST. LOUIS COUNTY, MISSOURI, ACTING AS THE VERIFICATION BOARD PURSUANT TO 115.507,R.S.Mo 1978, HEREBY CERTIFY THE FOREGOING TO BE A TRUE AND CORRECT ABSTRACT OF VOTES CAST FOR THE CANDIDATES AND ISSUES AT THE GENERAL MUNICIPAL ELECTION HELD IN ST. LOUIS COUNTY, MISSOURI, ON APRIL 3, 2012. IN TESTIMONY WHEREOF, WE HAVE HEREUNTO SET OUR HAND AT OUR OFFICE IN MAPLEWOOD, ST. LOUIS COUNTY, MISSOURI, ON APRIL 11, 2012.



CITY OF COOL VALLEY  
RUN DATE:04/11/12 11:47 AM

GENERAL MUNICIPAL ELECTION  
ST. LOUIS COUNTY, MISSOURI  
TUESDAY, APRIL 3, 2012

OFFICIAL FINAL RESULTS

	TOTAL	PERCENT		TOTAL	PERCENT
01 = REGISTERED VOTERS - TOTAL	776				
02 = BALLOTS CAST - TOTAL	106		03 = VOTER TURNOUT - TOTAL		13.66
	01	02	03		
1904 NOR4,10	776	106	13.66		
1947 NOR47	0	0			

	VOTES	PERCENT
MAYOR COOL VALLEY		
(Vote for ) 1		
01 = VIOLA J. MURPHY	103	99.04
02 = INVALID WRITE-IN	1	.96
	01	02
1904 NOR4,10	103	1
1947 NOR47	0	0

WE, THE BOARD OF ELECTION COMMISSIONERS OF ST. LOUIS COUNTY, MISSOURI, ACTING AS THE VERIFICATION BOARD PURSUANT TO 115.507,R.S.Mo 1978, HEREBY CERTIFY THE FOREGOING TO BE A TRUE AND CORRECT ABSTRACT OF VOTES CAST FOR THE CANDIDATES AND ISSUES AT THE GENERAL MUNICIPAL ELECTION HELD IN ST. LOUIS COUNTY, MISSOURI, ON APRIL 3, 2012. IN TESTIMONY WHEREOF, WE HAVE HEREUNTO SET OUR HAND AT OUR OFFICE IN MAPLEWOOD, ST. LOUIS COUNTY, MISSOURI, ON APRIL 11, 2012.



CITY OF COUNTRY CLUB HILLS  
 RUN DATE:04/11/12 11:48 AM

GENERAL MUNICIPAL ELECTION  
 ST. LOUIS COUNTY, MISSOURI  
 TUESDAY, APRIL 3, 2012

OFFICIAL FINAL RESULTS

	TOTAL	PERCENT		TOTAL	PERCENT
01 = REGISTERED VOTERS - TOTAL	735		03 = VOTER TURNOUT - TOTAL		8.44
02 = BALLOTS CAST - TOTAL	62				
	01	02	03		
2050 NRW50	374	19	5.08		
2051 NRW51	361	43	11.91		

	VOTES	PERCENT
ALDERPERSON COUNTRY CLUB HILLS WARD 1 (Vote for ) 1		
01 = MARGIE JONES	12	92.31
02 = INVALID WRITE-IN	1	7.69
	01	02
2050 NRW50	12	1

	VOTES	PERCENT	VOTES	PERCENT
ALDERPERSON COUNTRY CLUB HILLS WARD 2 (Vote for ) 1				
01 = DOUGLAS E. COONCE	17	40.48	03 = ERNESTINE RENCHER	9 21.43
02 = WILLESTA DORSEY	16	38.10	04 = INVALID WRITE-IN	0
	01	02	03	04
2051 NRW51	17	16	9	0

WE, THE BOARD OF ELECTION COMMISSIONERS OF ST. LOUIS COUNTY, MISSOURI, ACTING AS THE VERIFICATION BOARD PURSUANT TO 115.507,R.S.Mo 1978, HEREBY CERTIFY THE FOREGOING TO BE A TRUE AND CORRECT ABSTRACT OF VOTES CAST FOR THE CANDIDATES AND ISSUES AT THE GENERAL MUNICIPAL ELECTION HELD IN ST. LOUIS COUNTY, MISSOURI, ON APRIL 3, 2012. IN TESTIMONY WHEREOF, WE HAVE HEREUNTO SET OUR HAND AT OUR OFFICE IN MAPLEWOOD, ST. LOUIS COUNTY, MISSOURI, ON APRIL 11, 2012.





VILLAGE OF COUNTRY LIFE ACRES

GENERAL MUNICIPAL ELECTION  
ST. LOUIS COUNTY, MISSOURI  
TUESDAY, APRIL 3, 2012

OFFICIAL FINAL RESULTS

RUN DATE:04/11/12 11:48 AM

01 = REGISTERED VOTERS - TOTAL  
02 = BALLOTS CAST - TOTAL

TOTAL PERCENT  
86  
7

03 = VOTER TURNOUT - TOTAL

TOTAL PERCENT  
8.14

01	02	03
86	7	8.14

0326 CC26

TRUSTEE COUNTRY LIFE ACRES

VOTES PERCENT

VOTES PERCENT

(Vote for ) 2  
01 = JOHN CODY WILSON  
02 = LAWRENCE V. BOVERI

6 46.15  
7 53.85

03 = INVALID WRITE-IN

0

01	02	03
6	7	0

0326 CC26

WE, THE BOARD OF ELECTION COMMISSIONERS OF ST. LOUIS COUNTY, MISSOURI, ACTING AS THE VERIFICATION BOARD PURSUANT TO 115.507,R.S.Mo 1978, HEREBY CERTIFY THE FOREGOING TO BE A TRUE AND CORRECT ABSTRACT OF VOTES CAST FOR THE CANDIDATES AND ISSUES AT THE GENERAL MUNICIPAL ELECTION HELD IN ST. LOUIS COUNTY, MISSOURI, ON APRIL 3, 2012. IN TESTIMONY WHEREOF, WE HAVE HEREUNTO SET OUR HAND AT OUR OFFICE IN MAPLEWOOD, ST. LOUIS COUNTY, MISSOURI, ON APRIL 11, 2012.



CITY OF CRESTWOOD  
 RUN DATE:04/11/12 11:48 AM

GENERAL MUNICIPAL ELECTION  
 ST. LOUIS COUNTY, MISSOURI  
 TUESDAY, APRIL 3, 2012

OFFICIAL FINAL RESULTS

	TOTAL	PERCENT		TOTAL	PERCENT
01 = REGISTERED VOTERS - TOTAL	9,033		03 = VOTER TURNOUT - TOTAL	1,464	16.21
02 = BALLOTS CAST - TOTAL	1,464				
	01	02	03		
0901 GRA1	128	10	7.81		
0904 GRA4,55	1486	269	18.10		
0905 GRA5,36	1608	338	21.02		
0906 GRA6	1058	94	8.88		
0913 GRA13	278	54	19.42		
0917 GRA17,61	1029	172	16.72		
0924 GRA24,48	743	68	9.15		
0927 GRA27	260	44	16.92		
0928 GRA28,29	910	142	15.60		
0932 GRA32	183	30	16.39		
0947 GRA47,53	920	179	19.46		
0950 GRA50	313	52	16.61		
0952 GRA52	117	12	10.26		

	VOTES	PERCENT		VOTES	PERCENT
ALDERPERSON CRESTWOOD WARD 1 (Vote for ) 1					
01 = DARRYL WALLACH	145	97.97			
02 = INVALID WRITE-IN	3	2.03			
	01	02			
0906 GRA6	80	3			
0924 GRA24,48	56	0			
0952 GRA52	9	0			

	VOTES	PERCENT		VOTES	PERCENT
ALDERPERSON CRESTWOOD WARD 2 (Vote for ) 1					
01 = TIM TRUEBLOOD	217	60.11			
02 = MARY STADTER	143	39.61	03 = INVALID WRITE-IN	1	.28
	01	02	03		
0904 GRA4,55	148	118	1		
0927 GRA27	37	6	0		
0950 GRA50	32	19	0		

	VOTES	PERCENT		VOTES	PERCENT
ALDERPERSON CRESTWOOD WARD 2 (UNEXPIRED TERM) (Vote for ) 1					
01 = ROBERT DEUTSCHMANN	271	98.19			
02 = INVALID WRITE-IN	5	1.81			
	01	02			
0904 GRA4,55	198	5			
0927 GRA27	33	0			
0950 GRA50	40	0			

	VOTES	PERCENT		VOTES	PERCENT
ALDERPERSON CRESTWOOD WARD 3 (Vote for ) 1					
01 = PAUL DUCHILD	339	99.41			
02 = INVALID WRITE-IN	2	.59			
	01	02			
0901 GRA1	10	0			
0913 GRA13	43	1			
0917 GRA17,61	140	0			
0928 GRA28,29	121	0			
0932 GRA32	25	1			

	VOTES	PERCENT		VOTES	PERCENT
ALDERPERSON CRESTWOOD WARD 4 (Vote for ) 1					
01 = DANIEL J. TENNESSEN	281	55.31			
02 = STEVE NIEDER	227	44.69	03 = INVALID WRITE-IN	0	
	01	02	03		
0905 GRA5,36	198	135	0		
0947 GRA47,53	83	92	0		

WE, THE BOARD OF ELECTION COMMISSIONERS OF ST. LOUIS COUNTY, MISSOURI, ACTING AS THE VERIFICATION BOARD PURSUANT TO 115.507, R.S. Mo 1978, HEREBY CERTIFY THE FOREGOING TO BE A TRUE AND CORRECT ABSTRACT OF VOTES CAST FOR THE CANDIDATES AND ISSUES AT THE GENERAL MUNICIPAL ELECTION HELD IN ST. LOUIS COUNTY, MISSOURI, ON APRIL 3, 2012. IN TESTIMONY WHEREOF, WE HAVE HEREUNTO SET OUR HAND AT OUR OFFICE IN MAPLEWOOD, ST. LOUIS COUNTY, MISSOURI, ON APRIL 11, 2012.



CITY OF CREVE COEUR  
 RUN DATE:04/11/12 11:49 AM

GENERAL MUNICIPAL ELECTION  
 ST. LOUIS COUNTY, MISSOURI  
 TUESDAY, APRIL 3, 2012

OFFICIAL FINAL RESULTS

	TOTAL	PERCENT		TOTAL	PERCENT
01 = REGISTERED VOTERS - TOTAL	12,331		03 = VOTER TURNOUT - TOTAL	3,930	31.87
02 = BALLOTS CAST - TOTAL	3,930				
	01	02	03		
0301 CC1	1112	239	21.49		
0304 CC4	192	17	8.85		
0309 CC9,10	239	68	28.45		
0311 CC11,16,28	1663	407	24.47		
0314 CC14,24,25,51	1663	483	29.04		
0323 CC23	1281	631	49.26		
0330 CC30	99	16	16.16		
0332 CC32,56	51	18	35.29		
0333 CC33,62	372	186	50.00		
0336 CC36,46	895	491	54.86		
0349 CC49	596	166	27.85		
0355 CC55	413	197	47.70		
0358 CC58	435	148	34.02		
0359 CC59	174	27	15.52		
0360 CC60	157	79	50.32		
0363 CC63	331	94	28.40		
1609 MHT9	1304	350	26.84		
1650 MHT50,52	905	217	23.98		
1651 MHT51	143	15	10.49		
1653 MHT53	132	35	26.52		
1655 MHT55	174	46	26.44		

	VOTES	PERCENT		VOTES	PERCENT
MAYOR CREVE COEUR					
(Vote for ) 1					
01 = BARRY GLANTZ	2,174	56.25			
02 = LAURA BRYANT	1,685	43.60	03 = INVALID WRITE-IN	6	.16
	01	02	03		
0301 CC1	70	168	0		
0304 CC4	10	6	0		
0309 CC9,10	35	32	0		
0311 CC11,16,28	158	244	0		
0314 CC14,24,25,51	313	166	2		
0323 CC23	414	198	1		
0330 CC30	9	6	0		
0332 CC32,56	11	7	0		
0333 CC33,62	120	61	1		
0336 CC36,46	318	156	0		
0349 CC49	65	99	0		
0355 CC55	138	56	0		
0358 CC58	82	61	1		
0359 CC59	12	12	0		
0360 CC60	45	33	0		
0363 CC63	63	31	0		
1609 MHT9	118	231	0		
1650 MHT50,52	131	86	0		
1651 MHT51	7	7	0		
1653 MHT53	24	10	1		
1655 MHT55	31	15	0		

	VOTES	PERCENT		VOTES	PERCENT
COUNCIL MEMBER CREVE COEUR WARD 1					
(Vote for ) 1					
01 = DAVID KREUTER	1,028	98.09			
02 = INVALID WRITE-IN	20	1.91			
	01	02			
0323 CC23	430	10			
0330 CC30	11	1			
0332 CC32,56	12	0			
0333 CC33,62	151	1			
0336 CC36,46	319	4			
0358 CC58	105	4			

	VOTES	PERCENT		VOTES	PERCENT
COUNCIL MEMBER CREVE COEUR WARD 2					
(Vote for ) 1					
01 = A.J. WANG	731	99.05			
02 = INVALID WRITE-IN	7	.95			
	01	02			
0304 CC4	16	0			
0314 CC14,24,25,51	390	3			
0355 CC55	154	2			
0359 CC59	13	1			
0360 CC60	58	0			
0363 CC63	77	1			
1653 MHT53	23	0			

	VOTES	PERCENT		VOTES	PERCENT
COUNCIL MEMBER CREVE COEUR WARD 3					
(Vote for ) 1					
01 = ROBERT HOFFMAN	525	96.51			
02 = INVALID WRITE-IN	19	3.49			

	01	02
0309 CC9,10	52	0
0311 CC11,16,28	290	12
1650 MHT50,52	173	7
1651 MHT51	10	0

	VOTES	PERCENT
COUNCIL MEMBER CREVE COEUR WARD 4		
(Vote for ) 1		
01 = JEANNE RHOADES	628	97.67
02 = INVALID WRITE-IN	15	2.33

	01	02
0301 CC1	195	3
0349 CC49	113	4
1609 MHT9	288	3
1655 MHT55	32	5

WE, THE BOARD OF ELECTION COMMISSIONERS OF ST. LOUIS COUNTY, MISSOURI, ACTING AS THE VERIFICATION BOARD PURSUANT TO 115.507,R.S.Mo 1978, HEREBY CERTIFY THE FOREGOING TO BE A TRUE AND CORRECT ABSTRACT OF VOTES CAST FOR THE CANDIDATES AND ISSUES AT THE GENERAL MUNICIPAL ELECTION HELD IN ST. LOUIS COUNTY, MISSOURI, ON APRIL 3, 2012. IN TESTIMONY WHEREOF, WE HAVE HEREUNTO SET OUR HAND AT OUR OFFICE IN MAPLEWOOD, ST. LOUIS COUNTY, MISSOURI, ON APRIL 11, 2012.



CITY OF CRYSTAL LAKE PARK  
RUN DATE:04/11/12 11:49 AM

GENERAL MUNICIPAL ELECTION  
ST. LOUIS COUNTY, MISSOURI  
TUESDAY, APRIL 3, 2012

OFFICIAL FINAL RESULTS

	TOTAL	PERCENT		TOTAL	PERCENT
01 = REGISTERED VOTERS - TOTAL	372		03 = VOTER TURNOUT - TOTAL		55.11
02 = BALLOTS CAST - TOTAL	205				
	01	02	03		
1840 MR40	172	104	60.47		
1842 MR42	200	101	50.50		

	VOTES	PERCENT
MAYOR CRYSTAL LAKE PARK (Vote for ) 1		
01 = PHILLIP BRYANT	191	98.96
02 = INVALID WRITE-IN	2	1.04
	01	02
1840 MR40	96	1
1842 MR42	95	1

	VOTES	PERCENT
ALDERPERSON CRYSTAL LAKE PARK WARD 1 (Vote for ) 1		
01 = KELLY LARSON	87	100.00
02 = INVALID WRITE-IN	0	
	01	02
1840 MR40	87	0

	VOTES	PERCENT
ALDERPERSON CRYSTAL LAKE PARK WARD 2 (Vote for ) 1		
01 = SUSAN M. KUSAMA	92	100.00
02 = INVALID WRITE-IN	0	
	01	02
1842 MR42	92	0

WE, THE BOARD OF ELECTION COMMISSIONERS OF ST. LOUIS COUNTY, MISSOURI, ACTING AS THE VERIFICATION BOARD PURSUANT TO 115.507,R.S.Mo 1978, HEREBY CERTIFY THE FOREGOING TO BE A TRUE AND CORRECT ABSTRACT OF VOTES CAST FOR THE CANDIDATES AND ISSUES AT THE GENERAL MUNICIPAL ELECTION HELD IN ST. LOUIS COUNTY, MISSOURI, ON APRIL 3, 2012. IN TESTIMONY WHEREOF, WE HAVE HEREUNTO SET OUR HAND AT OUR OFFICE IN MAPLEWOOD, ST. LOUIS COUNTY, MISSOURI, ON APRIL 11, 2012.



CITY OF DELLWOOD  
 RUN DATE:04/11/12 11:49 AM

GENERAL MUNICIPAL ELECTION  
 ST. LOUIS COUNTY, MISSOURI  
 TUESDAY, APRIL 3, 2012

OFFICIAL FINAL RESULTS

	01 = REGISTERED VOTERS - TOTAL	02 = BALLOTS CAST - TOTAL	TOTAL 3,124 632	PERCENT	03 = VOTER TURNOUT - TOTAL	TOTAL	PERCENT
	01	02	03				20.23
0704 FER4	111	20	18.02				
0706 FER6	327	58	17.74				
0707 FER7	389	83	21.34				
0708 FER8	762	94	12.34				
0709 FER9,10	530	161	30.38				
0725 FER25	5	1	20.00				
0728 FER28,30	832	182	21.88				
0739 FER39	168	33	19.64				

ALDERPERSON DELLWOOD WARD 1				VOTES	PERCENT	VOTES	PERCENT
(Vote for ) 1							
01 = KIMBERLY KEMP				71	36.98		
02 = ELLIS C. FITZWALTER, JR.				121	63.02	03 = INVALID WRITE-IN	0
	01	02	03				
0709 FER9,10	53	108	0				
0739 FER39	18	13	0				

ALDERPERSON DELLWOOD WARD 2				VOTES	PERCENT	VOTES	PERCENT
(Vote for ) 1							
01 = JAMES LOVINGS				113	62.43	03 = PAMELA MULLINS	8 4.42
02 = VERDIS ELLIS, JR.				59	32.60	04 = INVALID WRITE-IN	1 .55
	01	02	03	04			
0728 FER28,30	113	59	8	1			

ALDERPERSON DELLWOOD WARD 3				VOTES	PERCENT	VOTES	PERCENT
(Vote for ) 1							
01 = ALTA PORTER				18	19.15		
02 = REGGIE JONES				75	79.79	03 = INVALID WRITE-IN	1 1.06
	01	02	03				
0708 FER8	17	75	1				
0725 FER25	1	0	0				

ALDERPERSON DELLWOOD WARD 4				VOTES	PERCENT	VOTES	PERCENT
(Vote for ) 1							
01 = MICHAEL J. HEIL				119	74.38		
02 = DONALD HAYNES				41	25.63	03 = INVALID WRITE-IN	0
	01	02	03				
0704 FER4	19	1	0				
0706 FER6	37	20	0				
0707 FER7	63	20	0				

WE, THE BOARD OF ELECTION COMMISSIONERS OF ST. LOUIS COUNTY, MISSOURI, ACTING AS THE VERIFICATION BOARD PURSUANT TO 115.507,R.S.Mo 1978, HEREBY CERTIFY THE FOREGOING TO BE A TRUE AND CORRECT ABSTRACT OF VOTES CAST FOR THE CANDIDATES AND ISSUES AT THE GENERAL MUNICIPAL ELECTION HELD IN ST. LOUIS COUNTY, MISSOURI, ON APRIL 3, 2012. IN TESTIMONY WHEREOF, WE HAVE HEREUNTO SET OUR HAND AT OUR OFFICE IN MAPLEWOOD, ST. LOUIS COUNTY, MISSOURI, ON APRIL 11, 2012.



CITY OF DES PERES  
 RUN DATE:04/11/12 11:50 AM

GENERAL MUNICIPAL ELECTION  
 ST. LOUIS COUNTY, MISSOURI  
 TUESDAY, APRIL 3, 2012

OFFICIAL FINAL RESULTS

	01 = REGISTERED VOTERS - TOTAL	02 = BALLOTS CAST - TOTAL	TOTAL	PERCENT	03 = VOTER TURNOUT - TOTAL	TOTAL	PERCENT
			6,760			1,185	17.53
			1,185				
	01	02	03				
1801 MR1,11,13	843	229	27	16			
1805 MR5,28,32	953	122	12	80			
1806 MR6,38	864	204	23	61			
1808 MR8,12,15,24,41,47,62	1341	156	11	63			
1819 MR19,20,21,22	1590	216	13	58			
1833 MR33,54	503	109	21	67			
1837 MR37,49	666	149	22	37			

	VOTES			PERCENT	VOTES			PERCENT
MAYOR DES PERES (Vote for ) 1								
01 = RICHARD G. LAHR	1,038			98.11				
02 = INVALID WRITE-IN	20			1.89				
	01	02						
1801 MR1,11,13	192	5						
1805 MR5,28,32	114	3						
1806 MR6,38	170	3						
1808 MR8,12,15,24,41,47,62	151	0						
1819 MR19,20,21,22	196	3						
1833 MR33,54	82	3						
1837 MR37,49	133	3						

	VOTES			PERCENT	VOTES			PERCENT
ALDERMAN DES PERES WARD 1 (Vote for ) 1								
01 = JOHN E. POUND	288			83.24				
02 = JACK CHONG	57			16.47	03 = INVALID WRITE-IN	1	.29	
	01	02	03					
1819 MR19,20,21,22	162	44	0					
1837 MR37,49	126	13	1					

	VOTES			PERCENT	VOTES			PERCENT
ALDERMAN DES PERES WARD 2 (Vote for ) 1								
01 = PAUL RACZKIEWICZ	252			97.67				
02 = INVALID WRITE-IN	6			2.33				
	01	02						
1805 MR5,28,32	107	4						
1808 MR8,12,15,24,41,47,62	145	2						

	VOTES			PERCENT	VOTES			PERCENT
ALDERMAN DES PERES WARD 3 (Vote for ) 1								
01 = PAUL FINGERHUT	137			25.66				
02 = MARK BECKER	397			74.34	03 = INVALID WRITE-IN	0		
	01	02	03					
1801 MR1,11,13	39	189	0					
1806 MR6,38	75	125	0					
1833 MR33,54	23	83	0					

WE, THE BOARD OF ELECTION COMMISSIONERS OF ST. LOUIS COUNTY, MISSOURI, ACTING AS THE VERIFICATION BOARD PURSUANT TO 115.507,R.S.Mo 1978, HEREBY CERTIFY THE FOREGOING TO BE A TRUE AND CORRECT ABSTRACT OF VOTES CAST FOR THE CANDIDATES AND ISSUES AT THE GENERAL MUNICIPAL ELECTION HELD IN ST. LOUIS COUNTY, MISSOURI, ON APRIL 3, 2012. IN TESTIMONY WHEREOF, WE HAVE HEREUNTO SET OUR HAND AT OUR OFFICE IN MAPLEWOOD, ST. LOUIS COUNTY, MISSOURI, ON APRIL 11, 2012.





CITY OF EDMUNDSON  
RUN DATE:04/11/12 11:51 AM

GENERAL MUNICIPAL ELECTION  
ST. LOUIS COUNTY, MISSOURI  
TUESDAY, APRIL 3, 2012

OFFICIAL FINAL RESULTS

	TOTAL	PERCENT		TOTAL	PERCENT
01 = REGISTERED VOTERS - TOTAL	403		03 = VOTER TURNOUT - TOTAL		18.11
02 = BALLOTS CAST - TOTAL	73				
	01	02	03		
0107 AP7	209	19	9.09		
0151 AP51	194	54	27.84		

	VOTES	PERCENT		VOTES	PERCENT
ALDERPERSON EDMUNDSON WARD 1 (Vote for ) 1					
01 = MATT CHANDLER	13	24.07	04 = CAROL F. YOUNT	7	12.96
02 = CHRISTOPHER FELDEWERTH	11	20.37	05 = INVALID WRITE-IN	0	
03 = RHODA A. GWALTNEY	23	42.59			
	01	02	03	04	05
0151 AP51	13	11	23	7	0

	VOTES	PERCENT
ALDERPERSON EDMUNDSON WARD 2 (Vote for ) 1		
01 = RANDY MANLEY VON BOKEL	15	100.00
02 = INVALID WRITE-IN	0	
	01	02
0107 AP7	15	0

WE, THE BOARD OF ELECTION COMMISSIONERS OF ST. LOUIS COUNTY, MISSOURI, ACTING AS THE VERIFICATION BOARD PURSUANT TO 115.507, R.S. Mo 1978, HEREBY CERTIFY THE FOREGOING TO BE A TRUE AND CORRECT ABSTRACT OF VOTES CAST FOR THE CANDIDATES AND ISSUES AT THE GENERAL MUNICIPAL ELECTION HELD IN ST. LOUIS COUNTY, MISSOURI, ON APRIL 3, 2012. IN TESTIMONY WHEREOF, WE HAVE HEREUNTO SET OUR HAND AT OUR OFFICE IN MAPLEWOOD, ST. LOUIS COUNTY, MISSOURI, ON APRIL 11, 2012.



CITY OF ELLISVILLE  
 RUN DATE:04/11/12 11:51 AM

GENERAL MUNICIPAL ELECTION  
 ST. LOUIS COUNTY, MISSOURI  
 TUESDAY, APRIL 3, 2012

OFFICIAL FINAL RESULTS

	TOTAL	PERCENT		TOTAL	PERCENT
01 = REGISTERED VOTERS - TOTAL	6,514		03 = VOTER TURNOUT - TOTAL	25.50	
02 = BALLOTS CAST - TOTAL	1,661				
	01	02	03		
2801 WH1,32,38	609	118	19.38		
2816 WH16,36	618	160	25.89		
2817 WH17,25,48	1197	305	25.48		
2827 WH27,28	1119	335	29.94		
2830 WH30 CHE23	200	26	13.00		
2831 WH31	981	290	29.56		
2835 WH35	526	145	27.57		
2837 WH37	249	73	29.32		
2839 WH39	190	48	25.26		
2840 WH40,41	825	161	19.52		

	VOTES	PERCENT		VOTES	PERCENT
MAYOR ELLISVILLE					
(Vote for ) 1					
01 = DAWN ANGLIN	231	14.50	04 = ADAM PAUL	708	44.44
02 = MICHELLE (SHELLY) MURRAY	448	28.12	05 = INVALID WRITE-IN	3	.19
03 = ROBERT SROTE	203	12.74			
	01	02	03	04	05
2801 WH1,32,38	17	17	14	68	0
2816 WH16,36	29	60	19	50	0
2817 WH17,25,48	36	102	42	103	0
2827 WH27,28	28	134	43	119	0
2830 WH30 CHE23	3	7	6	8	0
2831 WH31	65	47	23	148	2
2835 WH35	20	43	25	48	0
2837 WH37	9	6	19	34	0
2839 WH39	7	8	1	31	0
2840 WH40,41	17	24	11	99	1

	VOTES	PERCENT		VOTES	PERCENT
COUNCIL MEMBER ELLISVILLE DISTRICT 1					
(Vote for ) 1					
01 = MATT PIRRELLO	242	51.49	03 = INVALID WRITE-IN	2	.43
02 = ROBERT CLARK COMPTON	226	48.09			
	01	02	03		
2830 WH30 CHE23	12	9	0		
2831 WH31	126	139	1		
2839 WH39	20	21	1		
2840 WH40,41	84	57	0		

	VOTES	PERCENT		VOTES	PERCENT
COUNCIL MEMBER ELLISVILLE DISTRICT 2					
(Vote for ) 1					
01 = LINDA S. REEL	354	96.99			
02 = INVALID WRITE-IN	11	3.01			
	01	02			
2801 WH1,32,38	89	2			
2816 WH16,36	111	4			
2835 WH35	104	3			
2837 WH37	50	2			

	VOTES	PERCENT		VOTES	PERCENT
COUNCIL MEMBER ELLISVILLE DISTRICT 3					
(Vote for ) 1					
01 = ROZE ACUP	391	96.07			
02 = INVALID WRITE-IN	16	3.93			
	01	02			
2817 WH17,25,48	197	6			
2827 WH27,28	194	10			

	VOTES	PERCENT		VOTES	PERCENT
ELLISVILLE-PROPOSITION 1					
**CHARTER-MAYOR/COUNCIL TERMS**					
(Vote for ) 1					
01 = YES	1,079	69.34			
02 = NO	477	30.66			
	01	02			
2801 WH1,32,38	81	35			
2816 WH16,36	106	43			
2817 WH17,25,48	201	77			
2827 WH27,28	212	93			
2830 WH30 CHE23	18	7			
2831 WH31	175	103			
2835 WH35	104	32			
2837 WH37	51	18			
2839 WH39	30	17			
2840 WH40,41	101	52			

WE, THE BOARD OF ELECTION COMMISSIONERS OF ST. LOUIS COUNTY, MISSOURI, ACTING AS THE VERIFICATION BOARD PURSUANT TO 115.507,R.S.Mo 1978, HEREBY CERTIFY THE FOREGOING TO BE A TRUE AND CORRECT ABSTRACT OF VOTES CAST FOR THE CANDIDATES AND ISSUES AT THE GENERAL MUNICIPAL ELECTION HELD IN ST. LOUIS COUNTY, MISSOURI, ON APRIL 3, 2012. IN TESTIMONY WHEREOF, WE HAVE HEREUNTO SET OUR HAND AT OUR OFFICE IN MAPLEWOOD, ST. LOUIS COUNTY, MISSOURI, ON APRIL 11, 2012.



CITY OF EUREKA  
 RUN DATE:04/11/12 11:51 AM

GENERAL MUNICIPAL ELECTION  
 ST. LOUIS COUNTY, MISSOURI  
 TUESDAY, APRIL 3, 2012

OFFICIAL FINAL RESULTS

01 = REGISTERED VOTERS - TOTAL		TOTAL	PERCENT		TOTAL	PERCENT
02 = BALLOTS CAST - TOTAL		6,423		03 = VOTER TURNOUT - TOTAL	18.28	
		1,174				
	01	02	03			
1514 MER14	3	0	00			
1517 MER17	1549	257	16.59			
1518 MER18	1007	149	14.80			
1519 MER19	2490	490	19.68			
1522 MER22	897	180	20.07			
1530 MER30	477	98	20.55			

		VOTES	PERCENT		
ALDERPERSON EUREKA WARD 1					
(Vote for ) 1					
01 = ROBERT A. BERRY		383	97.70		
02 = INVALID WRITE-IN		9	2.30		
	01	02			
1517 MER17	224	4			
1522 MER22	159	5			

		VOTES	PERCENT		
ALDERPERSON EUREKA WARD 2					
(Vote for ) 1					
01 = ROBERT KEE		216	98.18		
02 = INVALID WRITE-IN		4	1.82		
	01	02			
1518 MER18	134	2			
1530 MER30	82	2			

		VOTES	PERCENT	VOTES	PERCENT
ALDERPERSON EUREKA WARD 3					
(Vote for ) 1					
01 = DONALD A. BECKERLE		364	78.79		
02 = MARGARET (MAGGIE) KLOEPEL		95	20.56	03 = INVALID WRITE-IN	3 .65
	01	02	03		
1514 MER14	0	0	0		
1519 MER19	364	95	3		

WE, THE BOARD OF ELECTION COMMISSIONERS OF ST. LOUIS COUNTY, MISSOURI, ACTING AS THE VERIFICATION BOARD PURSUANT TO 115.507,R.S.Mo 1978, HEREBY CERTIFY THE FOREGOING TO BE A TRUE AND CORRECT ABSTRACT OF VOTES CAST FOR THE CANDIDATES AND ISSUES AT THE GENERAL MUNICIPAL ELECTION HELD IN ST. LOUIS COUNTY, MISSOURI, ON APRIL 3, 2012. IN TESTIMONY WHEREOF, WE HAVE HEREUNTO SET OUR HAND AT OUR OFFICE IN MAPLEWOOD, ST. LOUIS COUNTY, MISSOURI, ON APRIL 11, 2012.



CITY OF FENTON  
 RUN DATE:04/11/12 11:52 AM

GENERAL MUNICIPAL ELECTION  
 ST. LOUIS COUNTY, MISSOURI  
 TUESDAY, APRIL 3, 2012

OFFICIAL FINAL RESULTS

	TOTAL	PERCENT		TOTAL	PERCENT
01 = REGISTERED VOTERS - TOTAL	3,067		03 = VOTER TURNOUT - TOTAL		16.27
02 = BALLOTS CAST - TOTAL	499				
	01	02	03		
0203 BON3	480	78	16.25		
0237 BON37,38	822	163	19.83		
0239 BON39	69	6	8.70		
0240 BON40	678	85	12.54		
0242 BON42	116	12	10.34		
0243 BON43,47	902	155	17.18		

	VOTES	PERCENT		VOTES	PERCENT
ALDERPERSON FENTON WARD 1 (Vote for ) 1					
01 = CAROL BRENNAN	70	44.03			
02 = HAROLD BADE	88	55.35	03 = INVALID WRITE-IN	1	.63
	01	02	03		
0237 BON37,38	70	88	1		

	VOTES	PERCENT		VOTES	PERCENT
ALDERPERSON FENTON WARD 2 (Vote for ) 1					
01 = JERRY SORGE	81	97.59			
02 = INVALID WRITE-IN	2	2.41			
	01	02			
0240 BON40	73	1			
0242 BON42	8	1			

	VOTES	PERCENT		VOTES	PERCENT
ALDERPERSON FENTON WARD 3 (Vote for ) 1					
01 = DANIEL C. BORGARD	72	98.63			
02 = INVALID WRITE-IN	1	1.37			
	01	02			
0203 BON3	67	1			
0239 BON39	5	0			

	VOTES	PERCENT		VOTES	PERCENT
ALDERPERSON FENTON WARD 4 (Vote for ) 1					
01 = GARY FISCHER	129	97.73			
02 = INVALID WRITE-IN	3	2.27			
	01	02			
0243 BON43,47	129	3			

WE, THE BOARD OF ELECTION COMMISSIONERS OF ST. LOUIS COUNTY, MISSOURI, ACTING AS THE VERIFICATION BOARD PURSUANT TO 115.507, R.S. Mo 1978, HEREBY CERTIFY THE FOREGOING TO BE A TRUE AND CORRECT ABSTRACT OF VOTES CAST FOR THE CANDIDATES AND ISSUES AT THE GENERAL MUNICIPAL ELECTION HELD IN ST. LOUIS COUNTY, MISSOURI, ON APRIL 3, 2012. IN TESTIMONY WHEREOF, WE HAVE HEREUNTO SET OUR HAND AT OUR OFFICE IN MAPLEWOOD, ST. LOUIS COUNTY, MISSOURI, ON APRIL 11, 2012.

CITY OF FERGUSON  
 RUN DATE:04/11/12 11:52 AM

GENERAL MUNICIPAL ELECTION  
 ST. LOUIS COUNTY, MISSOURI  
 TUESDAY, APRIL 3, 2012

OFFICIAL FINAL RESULTS

	TOTAL	PERCENT		TOTAL	PERCENT
01 = REGISTERED VOTERS - TOTAL	12,075		03 = VOTER TURNOUT - TOTAL	8.92	
02 = BALLOTS CAST - TOTAL	1,077				
	01	02	03		
0702 FER2	525	40	7.62		
0705 FER5	1067	170	15.93		
0712 FER12 NRW9	446	28	6.28		
0720 FER20	194	41	21.13		
0721 FER21 NRW1	356	14	3.93		
0731 FER31 NRW25	673	65	9.66		
0732 FER32,40	675	99	14.67		
0733 FER33,36	738	93	12.60		
0734 FER34,35	1522	129	8.48		
0738 FER38,47	619	90	14.54		
2007 NRW7,17	1548	102	6.59		
2019 NRW19,20	1261	80	6.34		
2021 NRW21,24	1280	67	5.23		
2026 NRW26	316	29	9.18		
2027 NRW27,28,32	855	30	3.51		

	VOTES	PERCENT		VOTES	PERCENT
COUNCIL MEMBER FERGUSON WARD 1 (Vote for ) 1					
01 = JOHN F. KNOWLES	234	44.74			
02 = KIM TIHEN	288	55.07	03 = INVALID WRITE-IN	1	.19
	01	02	03		
0702 FER2	17	22	0		
0705 FER5	67	103	0		
0712 FER12 NRW9	19	8	0		
0720 FER20	11	29	0		
0734 FER34,35	61	67	0		
0738 FER38,47	48	41	1		
2026 NRW26	11	18	0		

	VOTES	PERCENT		VOTES	PERCENT
COUNCIL MEMBER FERGUSON WARD 2 (Vote for ) 1					
01 = TIM LARSON	316	92.94			
02 = INVALID WRITE-IN	24	7.06			
	01	02			
0732 FER32,40	84	10			
0733 FER33,36	71	10			
2007 NRW7,17	93	2			
2019 NRW19,20	68	2			

	VOTES	PERCENT		VOTES	PERCENT
COUNCIL MEMBER FERGUSON WARD 3 (Vote for ) 1					
01 = JOHN CORSON	67	39.88	03 = KYNAN CRECELIUS	28	16.67
02 = DAVID G. CONWAY	72	42.86	04 = INVALID WRITE-IN	1	.60
	01	02	03	04	
0721 FER21 NRW1	8	1	3	0	
0731 FER31 NRW25	30	30	5	0	
2021 NRW21,24	25	23	17	1	
2027 NRW27,28,32	4	18	3	0	

WE, THE BOARD OF ELECTION COMMISSIONERS OF ST. LOUIS COUNTY, MISSOURI, ACTING AS THE VERIFICATION BOARD PURSUANT TO 115.507,R.S.Mo 1978, HEREBY CERTIFY THE FOREGOING TO BE A TRUE AND CORRECT ABSTRACT OF VOTES CAST FOR THE CANDIDATES AND ISSUES AT THE GENERAL MUNICIPAL ELECTION HELD IN ST. LOUIS COUNTY, MISSOURI, ON APRIL 3, 2012. IN TESTIMONY WHEREOF, WE HAVE HEREUNTO SET OUR HAND AT OUR OFFICE IN MAPLEWOOD, ST. LOUIS COUNTY, MISSOURI, ON APRIL 11, 2012.



CITY OF FLOREDELL HILLS  
RUN DATE:04/11/12 11:53 AM

GENERAL MUNICIPAL ELECTION  
ST. LOUIS COUNTY, MISSOURI  
TUESDAY, APRIL 3, 2012

OFFICIAL FINAL RESULTS

	TOTAL	PERCENT		TOTAL	PERCENT
01 = REGISTERED VOTERS - TOTAL	491			03 = VOTER TURNOUT - TOTAL	5.09
02 = BALLOTS CAST - TOTAL	25				
	01	02	03		
2053 NRW53	279	15	5.38		
2054 NRW54	212	10	4.72		

=====

	VOTES	PERCENT
ALDERPERSON FLOREDELL HILLS WARD 1 (Vote for ) 1		
01 = BERNICE J. DUSSOLD	9	100.00
02 = INVALID WRITE-IN	0	
	01	02
2054 NRW54	9	0

=====

	VOTES	PERCENT
ALDERPERSON FLOREDELL HILLS WARD 2 (Vote for ) 1		
01 = LILLIE B. MOORE	14	93.33
02 = INVALID WRITE-IN	1	6.67
	01	02
2053 NRW53	14	1

=====

WE, THE BOARD OF ELECTION COMMISSIONERS OF ST. LOUIS COUNTY, MISSOURI, ACTING AS THE VERIFICATION BOARD PURSUANT TO 115.507,R.S.Mo 1978, HEREBY CERTIFY THE FOREGOING TO BE A TRUE AND CORRECT ABSTRACT OF VOTES CAST FOR THE CANDIDATES AND ISSUES AT THE GENERAL MUNICIPAL ELECTION HELD IN ST. LOUIS COUNTY, MISSOURI, ON APRIL 3, 2012. IN TESTIMONY WHEREOF, WE HAVE HEREUNTO SET OUR HAND AT OUR OFFICE IN MAPLEWOOD, ST. LOUIS COUNTY, MISSOURI, ON APRIL 11, 2012.

?

CITY OF FLORISSANT  
 RUN DATE:04/11/12 11:53 AM

GENERAL MUNICIPAL ELECTION  
 ST. LOUIS COUNTY, MISSOURI  
 TUESDAY, APRIL 3, 2012

OFFICIAL FINAL RESULTS

	TOTAL	PERCENT		TOTAL	PERCENT
01 = REGISTERED VOTERS - TOTAL	33,217		03 = VOTER TURNOUT - TOTAL	10.62	
02 = BALLOTS CAST - TOTAL	3,527				
	01	02	03		
0703 FER3	145	.6	4.14		
0711 FER11	332	.24	7.23		
0715 FER15	264	.43	16.29		
0748 FER48,51	334	.31	9.28		
0750 FER50	413	.56	13.56		
0801 FLO1,2 LC7	876	.76	8.68		
0803 FLO3,44	1449	.182	12.56		
0804 FLO4	1404	.137	9.76		
0805 FLO5,15,25	995	.100	10.05		
0806 FLO6,13	1347	.201	14.92		
0807 FLO7,29,34	1149	.252	21.93		
0808 FLO8,37	1293	.155	11.99		
0809 FLO9,10	1392	.102	7.33		
0811 FLO11	546	.68	12.45		
0812 FLO12	389	.51	13.11		
0814 FLO14,28	1510	.171	11.32		
0816 FLO16,26,33,41	1446	.104	7.19		
0817 FLO17 SPL18	1537	.249	16.20		
0820 FLO20,31,32,39	1086	.112	10.31		
0822 FLO22	454	.44	9.69		
0823 FLO23	1208	.224	18.54		
1301 LC1	375	.41	10.93		
1302 LC2	775	.54	6.97		
1303 LC3	642	.47	7.32		
1304 LC4	518	.22	4.25		
1305 LC5,19,27	1446	.130	8.99		
1306 LC6	374	.19	5.08		
1309 LC9	1307	.140	10.71		
1310 LC10,23,25 FLO42	1482	.93	6.28		
1334 LC34 FLO21,27,38	1289	.90	6.98		
1335 LC35	330	.21	6.36		
1336 LC36	317	.24	7.57		
1339 LC39 FLO40	116	.10	8.62		
2102 NW2,16	1472	.100	6.79		
2104 NW4	548	.30	5.47		
2108 NW8	766	.67	8.75		
2115 NW15,39	486	.19	3.91		
2520 SPL20,26	1405	.232	16.51		

COUNCIL MEMBER FLORISSANT WARD 1  
 (Vote for ) 1

	VOTES	PERCENT
01 = TIMOTHY A. LEE	191	95.98
02 = INVALID WRITE-IN	8	4.02

	01	02
1303 LC3	40	1
1304 LC4	21	0
1335 LC35	20	0
1339 LC39 FLO40	8	1
2102 NW2,16	80	3
2104 NW4	22	3

COUNCIL MEMBER FLORISSANT WARD 3  
 (Vote for ) 1

	VOTES	PERCENT
01 = JOSEPH P. EAGAN	291	97.98
02 = INVALID WRITE-IN	6	2.02

	01	02
1301 LC1	40	0
1305 LC5,19,27	114	3
1309 LC9	118	2
1336 LC36	19	1

COUNCIL MEMBER FLORISSANT WARD 5  
 (Vote for ) 1

	VOTES	PERCENT
01 = KEITH SCHILDROTH	306	93.58
02 = INVALID WRITE-IN	21	6.42

	01	02
0703 FER3	5	0
0711 FER11	20	0
0808 FLO8,37	134	8
0811 FLO11	60	3
0820 FLO20,31,32,39	87	10

COUNCIL MEMBER FLORISSANT WARD 7  
 (Vote for ) 1

	VOTES	PERCENT	VOTES	PERCENT
01 = JACKIE (BOND) PAGANO	322	56.10		
02 = KAREN MCKAY	252	43.90	03 = INVALID WRITE-IN	0

	01	02	03



0715 FER15	25	18	0
0748 FER48,51	17	12	0
0750 FER50	21	35	0
0806 FLO6,13	119	76	0
0807 FLO7,29,34	140	111	0

	VOTES			PERCENT	VOTES		PERCENT
COUNCIL MEMBER FLORISSANT WARD 9							
(Vote for ) 1							
01 = BEN HERNANDEZ	357			51.07			
02 = MIKE BOBER	342			48.93	03 = INVALID WRITE-IN		0
	01	02	03				
0817 FLO17 SPL18	123	126	0				
0823 FLO23	99	123	0				
2520 SPL20,26	135	93	0				

	VOTES		PERCENT
FLORISSANT-PROPOSITION 1			
**CHARTER-QUALIFICATION OF MEMBERS**			
(Vote for ) 1			
01 = YES	2,806		82.60
02 = NO	591		17.40

	01	02
0703 FER3	5	1
0711 FER11	14	10
0715 FER15	34	9
0748 FER48,51	24	6
0750 FER50	44	12
0801 FLO1,2 LC7	57	18
0803 FLO3,44	142	32
0804 FLO4	122	14
0805 FLO5,15,25	83	13
0806 FLO6,13	159	33
0807 FLO7,29,34	195	46
0808 FLO8,37	116	36
0809 FLO9,10	82	16
0811 FLO11	56	10
0812 FLO12	43	6
0814 FLO14,28	143	23
0816 FLO16,26,33,41	83	17
0817 FLO17 SPL18	196	43
0820 FLO20,31,32,39	92	17
0822 FLO22	36	7
0823 FLO23	185	27
1301 LC1	29	9
1302 LC2	43	10
1303 LC3	39	6
1304 LC4	19	0
1305 LC5,19,27	101	22
1306 LC6	16	1
1309 LC9	99	29
1310 LC10,23,25 FLO42	75	16
1334 LC34 FLO21,27,38	74	15
1335 LC35	15	6
1336 LC36	17	7
1339 LC39 FLO40	7	3
2102 NW2,16	79	18
2104 NW4	24	6
2108 NW8	53	10
2115 NW15,39	16	3
2520 SPL20,26	189	34

	VOTES		PERCENT
FLORISSANT-PROPOSITION 2			
**CHARTER-TIE VOTE**			
(Vote for ) 1			
01 = YES	3,009		89.21
02 = NO	364		10.79

	01	02
0703 FER3	6	0
0711 FER11	18	5
0715 FER15	38	5
0748 FER48,51	26	4
0750 FER50	48	7
0801 FLO1,2 LC7	64	11
0803 FLO3,44	159	16
0804 FLO4	126	10
0805 FLO5,15,25	81	12
0806 FLO6,13	169	21
0807 FLO7,29,34	208	27
0808 FLO8,37	124	26
0809 FLO9,10	90	10
0811 FLO11	60	7
0812 FLO12	39	9
0814 FLO14,28	154	13
0816 FLO16,26,33,41	87	13
0817 FLO17 SPL18	216	21
0820 FLO20,31,32,39	94	14
0822 FLO22	41	2
0823 FLO23	191	19
1301 LC1	33	3
1302 LC2	47	6
1303 LC3	45	1

1304 LC4	19	0
1305 LC5,19,27	112	12
1306 LC6	16	1
1309 LC9	109	18
1310 LC10,23,25 FLO42	80	11
1334 LC34 FLO21,27,38	83	5
1335 LC35	21	0
1336 LC36	18	6
1339 LC39 FLO40	8	2
2102 NW2,16	83	13
2104 NW4	23	4
2108 NW8	53	7
2115 NW15,39	17	2
2520 SPL20,26	203	21

VOTES PERCENT

FLORISSANT-PROPOSITION 3  
 \*\*CHARTER-VACANCIES IN ELECTED OFFICES\*\*

(Vote for ) 1  
 01 = YES  
 02 = NO

2,924 86.89  
 441 13.11

-----  
 01 02  
 -----

0703 FER3	5	1
0711 FER11	17	6
0715 FER15	38	5
0748 FER48,51	25	4
0750 FER50	44	9
0801 FLO1,2 LC7	64	12
0803 FLO3,44	156	18
0804 FLO4	124	11
0805 FLO5,15,25	80	17
0806 FLO6,13	163	25
0807 FLO7,29,34	199	35
0808 FLO8,37	125	24
0809 FLO9,10	89	11
0811 FLO11	60	8
0812 FLO12	43	5
0814 FLO14,28	143	21
0816 FLO16,26,33,41	80	19
0817 FLO17 SPL18	206	29
0820 FLO20,31,32,39	90	18
0822 FLO22	41	2
0823 FLO23	190	22
1301 LC1	31	4
1302 LC2	45	7
1303 LC3	41	5
1304 LC4	19	0
1305 LC5,19,27	104	20
1306 LC6	15	2
1309 LC9	110	19
1310 LC10,23,25 FLO42	77	13
1334 LC34 FLO21,27,38	82	6
1335 LC35	20	1
1336 LC36	18	6
1339 LC39 FLO40	7	3
2102 NW2,16	82	12
2104 NW4	24	5
2108 NW8	53	10
2115 NW15,39	16	3
2520 SPL20,26	198	23

VOTES PERCENT

FLORISSANT-PROPOSITION A  
 \*\*ANNEXATION-AREA 13\*\*

(Vote for ) 1  
 01 = YES  
 02 = NO

2,372 70.83  
 977 29.17

-----  
 01 02  
 -----

0703 FER3	5	1
0711 FER11	16	6
0715 FER15	30	12
0748 FER48,51	19	9
0750 FER50	37	16
0801 FLO1,2 LC7	46	27
0803 FLO3,44	141	35
0804 FLO4	98	35
0805 FLO5,15,25	69	23
0806 FLO6,13	137	52
0807 FLO7,29,34	150	82
0808 FLO8,37	101	48
0809 FLO9,10	66	34
0811 FLO11	48	19
0812 FLO12	38	11
0814 FLO14,28	118	43
0816 FLO16,26,33,41	68	35
0817 FLO17 SPL18	179	59
0820 FLO20,31,32,39	68	37
0822 FLO22	35	8
0823 FLO23	162	50
1301 LC1	26	11
1302 LC2	38	14
1303 LC3	26	18
1304 LC4	19	2
1305 LC5,19,27	92	27
1306 LC6	8	8
1309 LC9	86	40
1310 LC10,23,25 FLO42	52	37
1334 LC34 FLO21,27,38	64	25

1335 LC35	15	5
1336 LC36	17	7
1339 LC39 FLO40	6	4
2102 NW2,16	68	27
2104 NW4	10	19
2108 NW8	40	23
2115 NW15,39	11	8
2520 SPL20,26	163	60

=====

WE, THE BOARD OF ELECTION COMMISSIONERS OF ST. LOUIS COUNTY, MISSOURI, ACTING AS THE VERIFICATION BOARD PURSUANT TO 115.507,R.S.Mo 1978, HEREBY CERTIFY THE FOREGOING TO BE A TRUE AND CORRECT ABSTRACT OF VOTES CAST FOR THE CANDIDATES AND ISSUES AT THE GENERAL MUNICIPAL ELECTION HELD IN ST. LOUIS COUNTY, MISSOURI, ON APRIL 3, 2012. IN TESTIMONY WHEREOF, WE HAVE HEREUNTO SET OUR HAND AT OUR OFFICE IN MAPLEWOOD, ST. LOUIS COUNTY, MISSOURI, ON APRIL 11, 2012.



CITY OF FRONTENAC  
RUN DATE:04/11/12 11:53 AM

GENERAL MUNICIPAL ELECTION  
ST. LOUIS COUNTY, MISSOURI  
TUESDAY, APRIL 3, 2012

OFFICIAL FINAL RESULTS

	TOTAL	PERCENT		TOTAL	PERCENT
01 = REGISTERED VOTERS - TOTAL	2,861		03 = VOTER TURNOUT - TOTAL	1,086	37.96
02 = BALLOTS CAST - TOTAL	1,086				
	01	02	03		
0327 CC27,29	773	315	40.75		
0334 CC34	192	99	51.56		
1834 MR34	469	66	14.07		
1846 MR46	489	208	42.54		
1851 MR51,70	938	398	42.43		

	VOTES	PERCENT
ALDERPERSON FRONTENAC WARD 1 (Vote for ) 1		
01 = MIKE SCHOEDEL	229	99.57
02 = INVALID WRITE-IN	1	.43
	01	02
1834 MR34	57	0
1846 MR46	172	1

	VOTES	PERCENT
ALDERPERSON FRONTENAC WARD 2 (Vote for ) 1		
01 = MARGOT MARTIN	325	98.19
02 = INVALID WRITE-IN	6	1.81
	01	02
0327 CC27,29	242	5
0334 CC34	83	1

	VOTES	PERCENT
ALDERPERSON FRONTENAC WARD 3 (Vote for ) 1		
01 = TOM HIZAR	311	98.73
02 = INVALID WRITE-IN	4	1.27
	01	02
1851 MR51,70	311	4

WE, THE BOARD OF ELECTION COMMISSIONERS OF ST. LOUIS COUNTY, MISSOURI, ACTING AS THE VERIFICATION BOARD PURSUANT TO 115.507,R.S.Mo 1978, HEREBY CERTIFY THE FOREGOING TO BE A TRUE AND CORRECT ABSTRACT OF VOTES CAST FOR THE CANDIDATES AND ISSUES AT THE GENERAL MUNICIPAL ELECTION HELD IN ST. LOUIS COUNTY, MISSOURI, ON APRIL 3, 2012. IN TESTIMONY WHEREOF, WE HAVE HEREUNTO SET OUR HAND AT OUR OFFICE IN MAPLEWOOD, ST. LOUIS COUNTY, MISSOURI, ON APRIL 11, 2012.



VILLAGE OF GLEN ECHO PARK  
RUN DATE:04/11/12 11:54 AM

GENERAL MUNICIPAL ELECTION  
ST. LOUIS COUNTY, MISSOURI  
TUESDAY, APRIL 3, 2012

OFFICIAL FINAL RESULTS

		TOTAL	PERCENT		TOTAL	PERCENT
01 = REGISTERED VOTERS - TOTAL		128		03 = VOTER TURNOUT - TOTAL		11.72
02 = BALLOTS CAST - TOTAL		15				
	01	02	03			
1940 NOR40	128	15	11.72			

		VOTES	PERCENT		VOTES	PERCENT
TRUSTEE GLEN ECHO PARK (Vote for ) 2						
01 = RAMONA WALLACE		14	48.28	03 = INVALID WRITE-IN	0	
02 = PATRICIA CHANDLER		15	51.72			
	01	02	03			
1940 NOR40	14	15	0			

WE, THE BOARD OF ELECTION COMMISSIONERS OF ST. LOUIS COUNTY, MISSOURI, ACTING AS THE VERIFICATION BOARD PURSUANT TO 115.507,R.S.Mo 1978, HEREBY CERTIFY THE FOREGOING TO BE A TRUE AND CORRECT ABSTRACT OF VOTES CAST FOR THE CANDIDATES AND ISSUES AT THE GENERAL MUNICIPAL ELECTION HELD IN ST. LOUIS COUNTY, MISSOURI, ON APRIL 3, 2012. IN TESTIMONY WHEREOF, WE HAVE HEREUNTO SET OUR HAND AT OUR OFFICE IN MAPLEWOOD, ST. LOUIS COUNTY, MISSOURI, ON APRIL 11, 2012.



CITY OF GLENDALE  
 RUN DATE:04/11/12 11:54 AM

GENERAL MUNICIPAL ELECTION  
 ST. LOUIS COUNTY, MISSOURI  
 TUESDAY, APRIL 3, 2012

OFFICIAL FINAL RESULTS

01 = REGISTERED VOTERS - TOTAL	TOTAL	PERCENT	03 = VOTER TURNOUT - TOTAL	TOTAL	PERCENT
02 = BALLOTS CAST - TOTAL	4,382				14.13
	619				
	01	02	03		
1102 JEF2,40	225	18	8.00		
1132 JEF32,33	1401	175	12.49		
1134 JEF34	1081	200	18.50		
1135 JEF35	72	7	9.72		
1136 JEF36	278	38	13.67		
1137 JEF37,39	1325	181	13.66		

ALDERPERSON GLENDALE WARD 1	VOTES	PERCENT
(Vote for ) 1		
01 = TOM SCHOEMEHL	168	99.41
02 = INVALID WRITE-IN	1	.59
	01	02
1132 JEF32,33	162	1
1135 JEF35	6	0

ALDERPERSON GLENDALE WARD 2	VOTES	PERCENT
(Vote for ) 1		
01 = AARON C. NAUMAN	174	98.31
02 = INVALID WRITE-IN	3	1.69
	01	02
1102 JEF2,40	16	0
1137 JEF37,39	158	3

ALDERPERSON GLENDALE WARD 3	VOTES	PERCENT	VOTES	PERCENT
(Vote for ) 1				
01 = SCOTT CLARK	99	43.23		
02 = BERRY ROUNDS LANE	128	55.90	03 = INVALID WRITE-IN	2 .87
	01	02	03	
1134 JEF34	86	108	1	
1136 JEF36	13	20	1	

WE, THE BOARD OF ELECTION COMMISSIONERS OF ST. LOUIS COUNTY, MISSOURI, ACTING AS THE VERIFICATION BOARD PURSUANT TO 115.507,R.S.Mo 1978, HEREBY CERTIFY THE FOREGOING TO BE A TRUE AND CORRECT ABSTRACT OF VOTES CAST FOR THE CANDIDATES AND ISSUES AT THE GENERAL MUNICIPAL ELECTION HELD IN ST. LOUIS COUNTY, MISSOURI, ON APRIL 3, 2012. IN TESTIMONY WHEREOF, WE HAVE HEREUNTO SET OUR HAND AT OUR OFFICE IN MAPLEWOOD, ST. LOUIS COUNTY, MISSOURI, ON APRIL 11, 2012.



TOWN OF GRANTWOOD VILLAGE  
 RUN DATE:04/11/12 11:55 AM

GENERAL MUNICIPAL ELECTION  
 ST. LOUIS COUNTY, MISSOURI  
 TUESDAY, APRIL 3, 2012

OFFICIAL FINAL RESULTS

	TOTAL	PERCENT		TOTAL	PERCENT
01 = REGISTERED VOTERS - TOTAL	698		03 = VOTER TURNOUT - TOTAL		54.44
02 = BALLOTS CAST - TOTAL	380				
	01	02	03		
0944 GRA44	687	380	55.31		
0949 GRA49	11	0	.00		

	VOTES			PERCENT			VOTES		PERCENT	
TRUSTEE GRANTWOOD VILLAGE (Vote for ) 2										
01 = CATHY M. FORAND	167	22.27		04 = WALTER J. RUST	192	25.60				
02 = PATRICIA S. WILLIAMS	164	21.87		05 = WILL LARSON	196	26.13				
03 = BILL HYPES	31	4.13		06 = INVALID WRITE-IN	0					
	01	02	03	04	05	06				
0944 GRA44	167	164	31	192	196	0				
0949 GRA49	0	0	0	0	0	0				

WE, THE BOARD OF ELECTION COMMISSIONERS OF ST. LOUIS COUNTY, MISSOURI, ACTING AS THE VERIFICATION BOARD PURSUANT TO 115.507,R.S.MO 1978, HEREBY CERTIFY THE FOREGOING TO BE A TRUE AND CORRECT ABSTRACT OF VOTES CAST FOR THE CANDIDATES AND ISSUES AT THE GENERAL MUNICIPAL ELECTION HELD IN ST. LOUIS COUNTY, MISSOURI, ON APRIL 3, 2012. IN TESTIMONY WHEREOF, WE HAVE HEREUNTO SET OUR HAND AT OUR OFFICE IN MAPLEWOOD, ST. LOUIS COUNTY, MISSOURI, ON APRIL 11, 2012.



CITY OF GREENDALE  
RUN DATE:04/11/12 11:55 AM

GENERAL MUNICIPAL ELECTION  
ST. LOUIS COUNTY, MISSOURI  
TUESDAY, APRIL 3, 2012

OFFICIAL FINAL RESULTS

	TOTAL	PERCENT		TOTAL	PERCENT
01 = REGISTERED VOTERS - TOTAL	514		03 = VOTER TURNOUT - TOTAL		24.90
02 = BALLOTS CAST - TOTAL	128				
	01	02	03		
1916 NOR16	514	128	24.90		

	VOTES	PERCENT		VOTES	PERCENT
ALDERPERSON-AT-LARGE GREENDALE (Vote for ) 2					
01 = DANA LOUISE VALLEY	108	51.43	03 = DARIAL L. WILDERNESS (85) W/I VOTES OF	90	42.86
02 = JAMES C. REYNOLDS	12	5.71			
	01	02	03		
1916 NOR16	108	12	90		

	VOTES	PERCENT		VOTES	PERCENT
GREENDALE-PROPOSITION 1 **ELIMINATE MARSHAL** (Vote for ) 1					
01 = YES	106	84.13			
02 = NO	20	15.87			
	01	02			
1916 NOR16	106	20			

WE, THE BOARD OF ELECTION COMMISSIONERS OF ST. LOUIS COUNTY, MISSOURI, ACTING AS THE VERIFICATION BOARD PURSUANT TO 115.507,R.S.Mo 1978, HEREBY CERTIFY THE FOREGOING TO BE A TRUE AND CORRECT ABSTRACT OF VOTES CAST FOR THE CANDIDATES AND ISSUES AT THE GENERAL MUNICIPAL ELECTION HELD IN ST. LOUIS COUNTY, MISSOURI, ON APRIL 3, 2012. IN TESTIMONY WHEREOF, WE HAVE HEREUNTO SET OUR HAND AT OUR OFFICE IN MAPLEWOOD, ST. LOUIS COUNTY, MISSOURI, ON APRIL 11, 2012.

?



VILLAGE OF HANLEY HILLS  
 RUN DATE:04/11/12 11:55 AM


GENERAL MUNICIPAL ELECTION  
 ST. LOUIS COUNTY, MISSOURI  
 TUESDAY, APRIL 3, 2012

OFFICIAL FINAL RESULTS

	TOTAL	PERCENT		TOTAL	PERCENT
01 = REGISTERED VOTERS - TOTAL	1,351		03 = VOTER TURNOUT - TOTAL		5.11
02 = BALLOTS CAST - TOTAL	69				
	01	02	03		
2746 UNV46	1351	69	5.11		

	VOTES	PERCENT		VOTES	PERCENT
TRUSTEE HANLEY HILLS (Vote for ) 4					
01 = DIANA M. WHITE	52	28.73	04 = STANLEY B. TAYLOR	44	24.31
02 = ROBERT L. SANDIDGE	42	23.20	05 = INVALID WRITE-IN	1	.55
03 = JEFFREY WALTON	42	23.20			
	01	02	03	04	05
2746 UNV46	52	42	42	44	1

WE, THE BOARD OF ELECTION COMMISSIONERS OF ST. LOUIS COUNTY, MISSOURI, ACTING AS THE VERIFICATION BOARD PURSUANT TO 115.507, R.S. MO 1978, HEREBY CERTIFY THE FOREGOING TO BE A TRUE AND CORRECT ABSTRACT OF VOTES CAST FOR THE CANDIDATES AND ISSUES AT THE GENERAL MUNICIPAL ELECTION HELD IN ST. LOUIS COUNTY, MISSOURI, ON APRIL 3, 2012. IN TESTIMONY WHEREOF, WE HAVE HEREUNTO SET OUR HAND AT OUR OFFICE IN MAPLEWOOD, ST. LOUIS COUNTY, MISSOURI, ON APRIL 11, 2012.



CITY OF HAZELWOOD  
 RUN DATE:04/11/12 11:56 AM

GENERAL MUNICIPAL ELECTION  
 ST. LOUIS COUNTY, MISSOURI  
 TUESDAY, APRIL 3, 2012

OFFICIAL FINAL RESULTS

	TOTAL	PERCENT		TOTAL	PERCENT
01 = REGISTERED VOTERS - TOTAL	15,644		03 = VOTER TURNOUT - TOTAL		6.02
02 = BALLOTS CAST - TOTAL	941				
	01	02	03		
0119 AP19,45	1087	58	5.34		
0134 AP34 FER1,26	1368	72	5.26		
0724 FER24	856	40	4.67		
0830 FLO30 NW5	703	44	6.26		
0835 FLO35,36 LC16,18	993	78	7.85		
1311 LC11,13,37,38	1588	101	6.36		
1315 LC15,33	1185	76	6.41		
2107 NW7 LC29	1126	82	7.28		
2109 NW9,22,24,46	1437	88	6.12		
2118 NW18,23,34,45	1395	91	6.52		
2125 NW25,27,30,52,61	1030	58	5.63		
2140 NW40	1016	70	6.89		
2141 NW41,48	1860	83	4.46		
2147 NW47	0	0	. . .		

	VOTES	PERCENT
MAYOR HAZELWOOD		
(Vote for ) 1		
01 = MATTHEW G. ROBINSON	811	96.55
02 = INVALID WRITE-IN	29	3.45
	01	02
0119 AP19,45	52	3
0134 AP34 FER1,26	65	1
0724 FER24	34	0
0830 FLO30 NW5	40	1
0835 FLO35,36 LC16,18	70	0
1311 LC11,13,37,38	87	4
1315 LC15,33	65	1
2107 NW7 LC29	67	6
2109 NW9,22,24,46	73	4
2118 NW18,23,34,45	79	4
2125 NW25,27,30,52,61	46	1
2140 NW40	59	2
2141 NW41,48	74	2
2147 NW47	0	0

WE, THE BOARD OF ELECTION COMMISSIONERS OF ST. LOUIS COUNTY, MISSOURI, ACTING AS THE VERIFICATION BOARD PURSUANT TO 115.507,R.S.Mo 1978, HEREBY CERTIFY THE FOREGOING TO BE A TRUE AND CORRECT ABSTRACT OF VOTES CAST FOR THE CANDIDATES AND ISSUES AT THE GENERAL MUNICIPAL ELECTION HELD IN ST. LOUIS COUNTY, MISSOURI, ON APRIL 3, 2012. IN TESTIMONY WHEREOF, WE HAVE HEREUNTO SET OUR HAND AT OUR OFFICE IN MAPLEWOOD, ST. LOUIS COUNTY, MISSOURI, ON APRIL 11, 2012.



VILLAGE OF HILLSDALE  
 RUN DATE:04/11/12 11:57 AM


GENERAL MUNICIPAL ELECTION  
 ST. LOUIS COUNTY, MISSOURI  
 TUESDAY, APRIL 3, 2012

OFFICIAL FINAL RESULTS

	TOTAL	PERCENT		TOTAL	PERCENT
01 = REGISTERED VOTERS - TOTAL	848		03 = VOTER TURNOUT - TOTAL		15.09
02 = BALLOTS CAST - TOTAL	128				
	01	02	03		
2737 UNV37,47	848	128	15.09		

	VOTES	PERCENT		VOTES	PERCENT
TRUSTEE HILLSDALE (Vote for ) 3					
01 = DOROTHY MOORE	96	30.87	04 = LANCE STEELE	47	15.11
02 = DARRYL W. ADKINS	88	28.30	05 = INVALID WRITE-IN	4	1.29
03 = WILLIE L. TYUS	76	24.44			
	01	02	03	04	05
2737 UNV37,47	96	88	76	47	4

WE, THE BOARD OF ELECTION COMMISSIONERS OF ST. LOUIS COUNTY, MISSOURI, ACTING AS THE VERIFICATION BOARD PURSUANT TO 115.507, R.S. MO 1978, HEREBY CERTIFY THE FOREGOING TO BE A TRUE AND CORRECT ABSTRACT OF VOTES CAST FOR THE CANDIDATES AND ISSUES AT THE GENERAL MUNICIPAL ELECTION HELD IN ST. LOUIS COUNTY, MISSOURI, ON APRIL 3, 2012. IN TESTIMONY WHEREOF, WE HAVE HEREUNTO SET OUR HAND AT OUR OFFICE IN MAPLEWOOD, ST. LOUIS COUNTY, MISSOURI, ON APRIL 11, 2012.



CITY OF HUNTLEIGH  
RUN DATE:04/11/12 11:58 AM

GENERAL MUNICIPAL ELECTION  
ST. LOUIS COUNTY, MISSOURI  
TUESDAY, APRIL 3, 2012

OFFICIAL FINAL RESULTS

	TOTAL	PERCENT		TOTAL	PERCENT
01 = REGISTERED VOTERS - TOTAL	303		03 = VOTER TURNOUT - TOTAL	17.16	
02 = BALLOTS CAST - TOTAL	52				
	01	02	03		
0534 CLA34	86	30	34.88		
0536 CLA36	65	7	10.77		
0555 CLA55	152	15	9.87		

	VOTES	PERCENT
MAYOR HUNTLEIGH (Vote for ) 1		
01 = F. GILBERT BICKEL, III	50	100.00
02 = INVALID WRITE-IN	0	
	01	02
0534 CLA34	30	0
0536 CLA36	6	0
0555 CLA55	14	0

	VOTES	PERCENT
MARSHAL HUNTLEIGH (Vote for ) 1		
01 = PETER von GONTARD	49	100.00
02 = INVALID WRITE-IN	0	
	01	02
0534 CLA34	29	0
0536 CLA36	6	0
0555 CLA55	14	0

	VOTES	PERCENT
ALDERPERSON HUNTLEIGH WARD 1 (Vote for ) 1		
01 = JOHN RYAN	6	100.00
02 = INVALID WRITE-IN	0	
	01	02
0536 CLA36	6	0

	VOTES	PERCENT
ALDERPERSON HUNTLEIGH WARD 2 (Vote for ) 1		
01 = RICHARD L. NIX, JR.	43	100.00
02 = INVALID WRITE-IN	0	
	01	02
0534 CLA34	29	0
0555 CLA55	14	0

WE, THE BOARD OF ELECTION COMMISSIONERS OF ST. LOUIS COUNTY, MISSOURI, ACTING AS THE VERIFICATION BOARD PURSUANT TO 115.507, R.S. Mo 1978, HEREBY CERTIFY THE FOREGOING TO BE A TRUE AND CORRECT ABSTRACT OF VOTES CAST FOR THE CANDIDATES AND ISSUES AT THE GENERAL MUNICIPAL ELECTION HELD IN ST. LOUIS COUNTY, MISSOURI, ON APRIL 3, 2012. IN TESTIMONY WHEREOF, WE HAVE HEREUNTO SET OUR HAND AT OUR OFFICE IN MAPLEWOOD, ST. LOUIS COUNTY, MISSOURI, ON APRIL 11, 2012.

CITY OF JENNINGS  
 RUN DATE:04/11/12 11:58 AM

GENERAL MUNICIPAL ELECTION  
 ST. LOUIS COUNTY, MISSOURI  
 TUESDAY, APRIL 3, 2012

OFFICIAL FINAL RESULTS

	TOTAL	PERCENT		TOTAL	PERCENT
01 = REGISTERED VOTERS - TOTAL	8,690		03 = VOTER TURNOUT - TOTAL	814	9.37
02 = BALLOTS CAST - TOTAL	814				
	01	02	03		
1908 NOR8	7	0	0		
1946 NOR46,52,55	745	50	6.71		
1948 NOR48,51	670	30	4.48		
2010 NRW10,11,12,57	1439	183	12.72		
2013 NRW13,18	474	83	17.51		
2014 NRW14,31,34	111	8	7.21		
2016 NRW16	2	0	0.00		
2030 NRW30,33,36	784	62	7.91		
2035 NRW35	579	44	7.60		
2037 NRW37,40	611	64	10.47		
2038 NRW38,58,59	350	27	7.71		
2042 NRW42	725	93	12.83		
2047 NRW47,49	926	79	8.53		
2052 NRW52 NOR45	449	38	8.46		
2056 NRW56 NOR63	818	53	6.48		

	VOTES	PERCENT		VOTES	PERCENT
COUNCIL MEMBER JENNINGS WARD 1 (Vote for ) 1					
01 = YOLONDA FOUNTAIN-HENDERSON	99	51.03			
02 = MIRANDA W. JONES	94	48.45	03 = INVALID WRITE-IN	1	.52
	01	02	03		
2013 NRW13,18	43	40	0		
2014 NRW14,31,34	5	3	0		
2030 NRW30,33,36	32	28	1		
2035 NRW35	19	23	0		

	VOTES	PERCENT		VOTES	PERCENT
COUNCIL MEMBER JENNINGS WARD 2 (Vote for ) 1					
01 = HERMAN BARNES, JR.	259	96.64			
02 = INVALID WRITE-IN	9	3.36			
	01	02			
2010 NRW10,11,12,57	161	5			
2016 NRW16	0	0			
2038 NRW38,58,59	20	3			
2042 NRW42	78	1			

	VOTES	PERCENT		VOTES	PERCENT
COUNCIL MEMBER JENNINGS WARD 3 (Vote for ) 1					
01 = DAVID L. SCHMERBER	105	65.22			
02 = THEODORE SIMPSON, IV	54	33.54	03 = INVALID WRITE-IN	2	1.24
	01	02	03		
1946 NOR46,52,55	29	19	0		
2047 NRW47,49	53	22	0		
2052 NRW52 NOR45	23	13	2		

	VOTES	PERCENT		VOTES	PERCENT
COUNCIL MEMBER JENNINGS WARD 4 (Vote for ) 1					
01 = DEBRA RUFFIN	56	39.16	03 = RODNEY EPPS	69	48.25
02 = ANTHONY E. HARRIS	18	12.59	04 = INVALID WRITE-IN	0	
	01	02	03	04	
1908 NOR8	0	0	0	0	
1948 NOR48,51	14	2	13	0	
2037 NRW37,40	25	13	24	0	
2056 NRW56 NOR63	17	3	32	0	

WE, THE BOARD OF ELECTION COMMISSIONERS OF ST. LOUIS COUNTY, MISSOURI, ACTING AS THE VERIFICATION BOARD PURSUANT TO 115.507,R.S.Mo 1978, HEREBY CERTIFY THE FOREGOING TO BE A TRUE AND CORRECT ABSTRACT OF VOTES CAST FOR THE CANDIDATES AND ISSUES AT THE GENERAL MUNICIPAL ELECTION HELD IN ST. LOUIS COUNTY, MISSOURI, ON APRIL 3, 2012. IN TESTIMONY WHEREOF, WE HAVE HEREUNTO SET OUR HAND AT OUR OFFICE IN MAPLEWOOD, ST. LOUIS COUNTY, MISSOURI, ON APRIL 11, 2012.





CITY OF KINLOCH  
RUN DATE:04/11/12 11:58 AM

GENERAL MUNICIPAL ELECTION  
ST. LOUIS COUNTY, MISSOURI  
TUESDAY, APRIL 3, 2012

OFFICIAL FINAL RESULTS

	TOTAL	PERCENT		TOTAL	PERCENT
01 = REGISTERED VOTERS - TOTAL	201		03 = VOTER TURNOUT - TOTAL		32.34
02 = BALLOTS CAST - TOTAL	65				
	01	02	03		
2008 NRW8	111	29	26.13		
2015 NRW15	90	36	40.00		

	VOTES	PERCENT		VOTES	PERCENT
MAYOR KINLOCH (UNEXPIRED TERM)					
(Vote for ) 1					
01 = ANDOLORA GILYARD-MARSHALL	31	47.69	03 = INVALID WRITE-IN	0	
02 = DARREN SMALL	34	52.31			
	01	02	03		
2008 NRW8	14	15	0		
2015 NRW15	17	19	0		

	VOTES	PERCENT
ALDERPERSON KINLOCH WARD 1		
(Vote for ) 1		
01 = MACKOVIS PEEBLES	25	100.00
02 = INVALID WRITE-IN	0	
	01	02
2008 NRW8	25	0

	VOTES	PERCENT
ALDERPERSON KINLOCH WARD 2		
(Vote for ) 1		
01 = O.D. DONALDSON	21	100.00
02 = INVALID WRITE-IN	0	
	01	02
2015 NRW15	21	0

WE, THE BOARD OF ELECTION COMMISSIONERS OF ST. LOUIS COUNTY, MISSOURI, ACTING AS THE VERIFICATION BOARD PURSUANT TO 115.507,R.S.Mo 1978, HEREBY CERTIFY THE FOREGOING TO BE A TRUE AND CORRECT ABSTRACT OF VOTES CAST FOR THE CANDIDATES AND ISSUES AT THE GENERAL MUNICIPAL ELECTION HELD IN ST. LOUIS COUNTY, MISSOURI, ON APRIL 3, 2012. IN TESTIMONY WHEREOF, WE HAVE HEREUNTO SET OUR HAND AT OUR OFFICE IN MAPLEWOOD, ST. LOUIS COUNTY, MISSOURI, ON APRIL 11, 2012.



CITY OF KIRKWOOD  
 RUN DATE:04/11/12 11:59 AM

GENERAL MUNICIPAL ELECTION  
 ST. LOUIS COUNTY, MISSOURI  
 TUESDAY, APRIL 3, 2012

OFFICIAL FINAL RESULTS

	TOTAL	PERCENT		TOTAL	PERCENT
01 = REGISTERED VOTERS - TOTAL	20,887		03 = VOTER TURNOUT - TOTAL	24.21	
02 = BALLOTS CAST - TOTAL	5,057				
	01	02	03		
0201 BON1,21	1353	364	26.90		
0202 BON2,4,14,18	1291	331	25.64		
0205 BON5	1156	276	23.88		
0206 BON6,7	1561	414	26.52		
0208 BON8,22	1174	302	25.72		
0209 BON9	2088	525	25.14		
0211 BON11,27,33	1959	502	25.63		
0212 BON12,34	2043	592	28.98		
0213 BON13,23,29	1948	470	24.13		
0217 BON17,45	550	28	5.09		
0219 BON19,35 CLA 15	1337	302	22.59		
0224 BON24,28,36	1262	229	18.15		
0226 BON26	177	53	29.94		
0231 BON31,32	1877	422	22.48		
0506 CLA6,18,29	1111	247	22.23		

	VOTES	PERCENT		VOTES	PERCENT
MAYOR KIRKWOOD					
(Vote for ) 1					
01 = ART McDONNELL	2,738	54.98	03 = INVALID WRITE-IN	13	.26
02 = JOSEPH E. GODI	2,229	44.76			
	01	02	03		
0201 BON1,21	207	148	0		
0202 BON2,4,14,18	179	146	1		
0205 BON5	135	139	0		
0206 BON6,7	186	220	3		
0208 BON8,22	177	122	0		
0209 BON9	339	173	2		
0211 BON11,27,33	308	185	1		
0212 BON12,34	347	235	1		
0213 BON13,23,29	244	219	0		
0217 BON17,45	21	7	0		
0219 BON19,35 CLA 15	136	163	2		
0224 BON24,28,36	125	100	0		
0226 BON26	24	27	0		
0231 BON31,32	209	204	2		
0506 CLA6,18,29	101	141	1		

	VOTES	PERCENT		VOTES	PERCENT	
COUNCIL MEMBER KIRKWOOD						
(Vote for ) 3						
01 = GINA JAKSETIC	3,259	25.85	04 = NANCY LUETZOW	3,343	26.51	
02 = GERRY (GERARD) BIEDENSTEIN	3,342	26.51	05 = REMOVED BY COURT ORDER	11	.09	
03 = JIM WILDER	2,618	20.76	06 = INVALID WRITE-IN	35	.28	
	01	02	03	04	05	06
0201 BON1,21	239	215	155	226	0	1
0202 BON2,4,14,18	223	216	182	214	0	0
0205 BON5	155	166	173	171	0	2
0206 BON6,7	300	270	218	268	2	8
0208 BON8,22	197	207	161	213	1	3
0209 BON9	317	368	299	346	1	1
0211 BON11,27,33	306	332	251	335	1	2
0212 BON12,34	357	404	319	389	1	3
0213 BON13,23,29	310	286	248	329	1	2
0217 BON17,45	14	12	13	17	0	0
0219 BON19,35 CLA 15	214	222	144	186	1	4
0224 BON24,28,36	136	124	136	160	0	3
0226 BON26	30	39	21	40	0	0
0231 BON31,32	294	297	191	282	3	4
0506 CLA6,18,29	167	184	107	167	0	2

WE, THE BOARD OF ELECTION COMMISSIONERS OF ST. LOUIS COUNTY, MISSOURI, ACTING AS THE VERIFICATION BOARD PURSUANT TO 115.507, R.S. Mo 1978, HEREBY CERTIFY THE FOREGOING TO BE A TRUE AND CORRECT ABSTRACT OF VOTES CAST FOR THE CANDIDATES AND ISSUES AT THE GENERAL MUNICIPAL ELECTION HELD IN ST. LOUIS COUNTY, MISSOURI, ON APRIL 3, 2012. IN TESTIMONY WHEREOF, WE HAVE HEREUNTO SET OUR HAND AT OUR OFFICE IN MAPLEWOOD, ST. LOUIS COUNTY, MISSOURI, ON APRIL 11, 2012.





CITY OF LADUE  
 RUN DATE:04/11/12 11:59 AM

GENERAL MUNICIPAL ELECTION  
 ST. LOUIS COUNTY, MISSOURI  
 TUESDAY, APRIL 3, 2012

OFFICIAL FINAL RESULTS

	01 = REGISTERED VOTERS - TOTAL	02 = BALLOTS CAST - TOTAL	TOTAL	PERCENT	03 = VOTER TURNOUT - TOTAL	TOTAL	PERCENT
			6,852			48.89	
			3,350				
	01	02	03				
0319 CC19	944	460	48.73				
0507 CLA7	428	211	49.30				
0512 CLA12,26	386	179	46.37				
0513 CLA13,14,47,63	1395	751	53.84				
0516 CLA16,64 CC15	1239	599	48.35				
0524 CLA24	426	205	48.12				
0525 CLA25,40 CC65	1014	427	42.11				
0528 CLA28	143	71	49.65				
0537 CLA37	877	447	50.97				

	VOTES		PERCENT
COUNCIL MEMBER LADUE WARD 1 (Vote for ) 1			
01 = CHARLIE HIEMENZ	856		96.51
02 = INVALID WRITE-IN	31		3.49
	01	02	
0507 CLA7	151	4	
0513 CLA13,14,47,63	541	24	
0524 CLA24	164	3	

	VOTES		PERCENT
COUNCIL MEMBER LADUE WARD 2 (Vote for ) 1			
01 = WALTER G. STERN	826		97.06
02 = INVALID WRITE-IN	25		2.94
	01	02	
0319 CC19	329	7	
0516 CLA16,64 CC15	454	15	
0528 CLA28	43	3	

	VOTES		PERCENT
COUNCIL MEMBER LADUE WARD 3 (Vote for ) 1			
01 = HAROLD R. BURROUGHS	747		97.65
02 = INVALID WRITE-IN	18		2.35
	01	02	
0512 CLA12,26	122	8	
0525 CLA25,40 CC65	298	4	
0537 CLA37	327	6	

WE, THE BOARD OF ELECTION COMMISSIONERS OF ST. LOUIS COUNTY, MISSOURI, ACTING AS THE VERIFICATION BOARD PURSUANT TO 115.507,R.S.Mo 1978, HEREBY CERTIFY THE FOREGOING TO BE A TRUE AND CORRECT ABSTRACT OF VOTES CAST FOR THE CANDIDATES AND ISSUES AT THE GENERAL MUNICIPAL ELECTION HELD IN ST. LOUIS COUNTY, MISSOURI, ON APRIL 3, 2012. IN TESTIMONY WHEREOF, WE HAVE HEREUNTO SET OUR HAND AT OUR OFFICE IN MAPLEWOOD, ST. LOUIS COUNTY, MISSOURI, ON APRIL 11, 2012.



CITY OF LAKESHIRE  
RUN DATE:04/11/12 11:59 AM

GENERAL MUNICIPAL ELECTION  
ST. LOUIS COUNTY, MISSOURI  
TUESDAY, APRIL 3, 2012

OFFICIAL FINAL RESULTS

	TOTAL	PERCENT		TOTAL	PERCENT
01 = REGISTERED VOTERS - TOTAL	836		03 = VOTER TURNOUT - TOTAL		13.88
02 = BALLOTS CAST - TOTAL	116				
	01	02	03		
0626 CON26	188	11	5.85		
0636 CON36	374	76	20.32		
0637 CON37	274	29	10.58		

	VOTES	PERCENT
MAYOR LAKESHIRE (Vote for ) 1		
01 = STEVEN A. ZUMWALT	93	94.90
02 = INVALID WRITE-IN	5	5.10
	01	02
0626 CON26	10	1
0636 CON36	59	4
0637 CON37	24	0

	VOTES	PERCENT
ALDERPERSON LAKESHIRE WARD 1 (Vote for ) 1		
01 = ROBERT A. BILZING	59	95.16
02 = INVALID WRITE-IN	3	4.84
	01	02
0636 CON36	59	3

	VOTES	PERCENT
ALDERPERSON LAKESHIRE WARD 2 (Vote for ) 1		
01 = THEODORE J. RODIS	19	100.00
02 = INVALID WRITE-IN	0	
	01	02
0637 CON37	19	0

	VOTES	PERCENT
ALDERPERSON LAKESHIRE WARD 3 (Vote for ) 1		
01 = ESTHER K. RHODES	10	90.91
02 = INVALID WRITE-IN	1	9.09
	01	02
0626 CON26	10	1

	VOTES	PERCENT
ALDERPERSON LAKESHIRE WARD 3 (UNEXPIRED TERM) (Vote for ) 1		
01 = DANIEL GEBELEIN	10	90.91
02 = INVALID WRITE-IN	1	9.09
	01	02
0626 CON26	10	1

WE, THE BOARD OF ELECTION COMMISSIONERS OF ST. LOUIS COUNTY, MISSOURI, ACTING AS THE VERIFICATION BOARD PURSUANT TO 115.507,R.S.Mo 1978, HEREBY CERTIFY THE FOREGOING TO BE A TRUE AND CORRECT ABSTRACT OF VOTES CAST FOR THE CANDIDATES AND ISSUES AT THE GENERAL MUNICIPAL ELECTION HELD IN ST. LOUIS COUNTY, MISSOURI, ON APRIL 3, 2012. IN TESTIMONY WHEREOF, WE HAVE HEREUNTO SET OUR HAND AT OUR OFFICE IN MAPLEWOOD, ST. LOUIS COUNTY, MISSOURI, ON APRIL 11, 2012.



VILLAGE OF MACKENZIE  
RUN DATE:04/11/12 12:00 PM

GENERAL MUNICIPAL ELECTION  
ST. LOUIS COUNTY, MISSOURI  
TUESDAY, APRIL 3, 2012

OFFICIAL FINAL RESULTS

	TOTAL	PERCENT		TOTAL	PERCENT
01 = REGISTERED VOTERS - TOTAL	89		03 = VOTER TURNOUT - TOTAL		15.73
02 = BALLOTS CAST - TOTAL	14				
	01	02	03		
0939 GRA39	89	14	15.73		

	VOTES	PERCENT		VOTES	PERCENT
TRUSTEE MACKENZIE (Vote for ) 2					
01 = DOROTHY R. BERRY	12	48.00	03 = INVALID WRITE-IN	2	8.00
02 = ADINA JOHNSON	11	44.00			
	01	02	03		
0939 GRA39	12	11	2		

	VOTES	PERCENT		VOTES	PERCENT
MACKENZIE-PROPOSITION 1 **LATERAL SEWER** (Vote for ) 1					
01 = YES	10	76.92			
02 = NO	3	23.08			
	01	02			
0939 GRA39	10	3			

WE, THE BOARD OF ELECTION COMMISSIONERS OF ST. LOUIS COUNTY, MISSOURI, ACTING AS THE VERIFICATION BOARD PURSUANT TO 115.507,R.S.Mo 1978, HEREBY CERTIFY THE FOREGOING TO BE A TRUE AND CORRECT ABSTRACT OF VOTES CAST FOR THE CANDIDATES AND ISSUES AT THE GENERAL MUNICIPAL ELECTION HELD IN ST. LOUIS COUNTY, MISSOURI, ON APRIL 3, 2012. IN TESTIMONY WHEREOF, WE HAVE HEREUNTO SET OUR HAND AT OUR OFFICE IN MAPLEWOOD, ST. LOUIS COUNTY, MISSOURI, ON APRIL 11, 2012.

?

CITY OF MANCHESTER  
 RUN DATE:04/11/12 12:00 PM

GENERAL MUNICIPAL ELECTION  
 ST. LOUIS COUNTY, MISSOURI  
 TUESDAY, APRIL 3, 2012

OFFICIAL FINAL RESULTS

	TOTAL	PERCENT		TOTAL	PERCENT
01 = REGISTERED VOTERS - TOTAL	12,351		03 = VOTER TURNOUT - TOTAL	1,442	11.68
02 = BALLOTS CAST - TOTAL	1,442				
	01	02	03		
1202 LAF2	1335	176	13.18		
1203 LAF3	131	17	12.98		
1814 MR14	336	68	20.24		
1830 MR30	498	64	12.85		
1857 MR57	538	38	7.06		
1858 MR58	1141	99	8.68		
2302 QUE2,14,22	1290	203	15.74		
2303 QUE3	131	13	9.92		
2304 QUE4	451	52	11.53		
2307 QUE7	716	75	10.47		
2310 QUE10	391	85	21.74		
2316 QUE16	429	34	7.93		
2318 QUE18	866	86	9.93		
2323 QUE23	827	124	14.99		
2329 QUE29	1375	119	8.65		
2330 QUE30	130	23	17.69		
2339 QUE39	937	69	7.36		
2344 QUE44	829	97	11.70		

	VOTES	PERCENT
MAYOR MANCHESTER (Vote for ) 1		
01 = DAVID L. WILLSON	1,244	97.26
02 = INVALID WRITE-IN	35	2.74
	01	02
1202 LAF2	153	4
1203 LAF3	16	0
1814 MR14	56	2
1830 MR30	53	1
1857 MR57	32	0
1858 MR58	91	2
2302 QUE2,14,22	159	9
2303 QUE3	13	0
2304 QUE4	47	3
2307 QUE7	65	3
2310 QUE10	74	3
2316 QUE16	32	0
2318 QUE18	76	0
2323 QUE23	107	4
2329 QUE29	103	2
2330 QUE30	20	0
2339 QUE39	60	1
2344 QUE44	87	1

	VOTES	PERCENT	VOTES	PERCENT
ALDERPERSON MANCHESTER WARD 1 (Vote for ) 1				
01 = HAL ROTH	250	43.25		
02 = BARBARA STEVENS	328	56.75	03 = INVALID WRITE-IN	0
	01	02	03	
1203 LAF3	4	13	0	
1814 MR14	29	39	0	
1830 MR30	33	30	0	
2302 QUE2,14,22	101	101	0	
2310 QUE10	23	61	0	
2323 QUE23	51	70	0	
2330 QUE30	9	14	0	

	VOTES	PERCENT
ALDERPERSON MANCHESTER WARD 2 (Vote for ) 1		
01 = MARILYN L. OTTENAD	357	97.81
02 = INVALID WRITE-IN	8	2.19
	01	02
1857 MR57	36	0
1858 MR58	93	2
2303 QUE3	13	0
2307 QUE7	65	4
2339 QUE39	62	0
2344 QUE44	88	2

	VOTES	PERCENT
ALDERPERSON MANCHESTER WARD 3 (Vote for ) 1		
01 = JOHN DIEHL	399	97.56
02 = INVALID WRITE-IN	10	2.44
	01	02
1202 LAF2	149	4
2304 QUE4	44	3
2316 QUE16	30	0
2318 QUE18	73	1
2329 QUE29	103	2

WE, THE BOARD OF ELECTION COMMISSIONERS OF ST. LOUIS COUNTY, MISSOURI, ACTING AS THE VERIFICATION BOARD PURSUANT TO 115.507, R.S. MO 1978, HEREBY CERTIFY THE FOREGOING TO BE A TRUE AND CORRECT ABSTRACT OF VOTES CAST FOR THE CANDIDATES AND ISSUES AT THE GENERAL MUNICIPAL ELECTION HELD IN ST. LOUIS COUNTY, MISSOURI, ON APRIL 3, 2012. IN TESTIMONY WHEREOF, WE HAVE HEREUNTO SET OUR HAND AT OUR OFFICE IN MAPLEWOOD, ST. LOUIS COUNTY, MISSOURI, ON APRIL 11, 2012.



VILLAGE OF MARLBOROUGH  
RUN DATE:04/11/12 12:06 PM

GENERAL MUNICIPAL ELECTION  
ST. LOUIS COUNTY, MISSOURI  
TUESDAY, APRIL 3, 2012

OFFICIAL FINAL RESULTS

	TOTAL	PERCENT		TOTAL	PERCENT
01 = REGISTERED VOTERS - TOTAL	897		03 = VOTER TURNOUT - TOTAL		10.70
02 = BALLOTS CAST - TOTAL	96				
	01	02	03		
1105 JEF5,7,41	897	96	10.70		

	VOTES	PERCENT		VOTES	PERCENT
TRUSTEE MARLBOROUGH (Vote for ) 2			03 = INVALID WRITE-IN	5	4.03
01 = JOAN (DEBBER) DOEBBER	56	45.16			
02 = JAN E. BOERGADINE	63	50.81			
	01	02	03		
1105 JEF5,7,41	56	63	5		

WE, THE BOARD OF ELECTION COMMISSIONERS OF ST. LOUIS COUNTY, MISSOURI, ACTING AS THE VERIFICATION BOARD PURSUANT TO 115.507,R.S.Mo 1978, HEREBY CERTIFY THE FOREGOING TO BE A TRUE AND CORRECT ABSTRACT OF VOTES CAST FOR THE CANDIDATES AND ISSUES AT THE GENERAL MUNICIPAL ELECTION HELD IN ST. LOUIS COUNTY, MISSOURI, ON APRIL 3, 2012. IN TESTIMONY WHEREOF, WE HAVE HEREUNTO SET OUR HAND AT OUR OFFICE IN MAPLEWOOD, ST. LOUIS COUNTY, MISSOURI, ON APRIL 11, 2012.



CITY OF MARYLAND HEIGHTS  
 RUN DATE:04/11/12 12:05 PM

GENERAL MUNICIPAL ELECTION  
 ST. LOUIS COUNTY, MISSOURI  
 TUESDAY, APRIL 3, 2012

OFFICIAL FINAL RESULTS

	TOTAL	PERCENT		TOTAL	PERCENT
01 = REGISTERED VOTERS - TOTAL	15,733		03 = VOTER TURNOUT - TOTAL	9.48	
02 = BALLOTS CAST - TOTAL	1,491				
	01	02	03		
0132 AP32,37	838	42	5.01		
0141 AP41 MHT12,17	622	56	9.00		
0318 CC18	0	0	.00		
1606 MHT6,14,49	1536	245	15.95		
1616 MHT16,30,36,38,45,58,59	1170	112	9.57		
1618 MHT18,57	2	0	.00		
1620 MHT20,48	1098	203	18.49		
1622 MHT22	833	62	7.44		
1629 MHT29,61	193	6	3.11		
1632 MHT32 CC8	340	12	3.53		
1637 MHT37	3	2	66.67		
1641 MHT41	439	13	2.96		
1642 MHT42	435	70	16.09		
1644 MHT44	84	1	1.19		
1646 MHT46	114	3	2.63		
1660 MHT60,62,63	78	3	3.85		
2101 NW1	1635	121	7.40		
2113 NW13	911	74	8.12		
2119 NW19,33,35	1513	109	7.20		
2120 NW20	538	52	9.67		
2138 NW38,53 MHT15	1399	134	9.58		
2149 NW49,56,57	1184	115	9.71		
2154 NW54	426	36	8.45		
2155 NW55	342	20	5.85		

COUNCIL MEMBER MARYLAND HEIGHTS WARD 1				VOTES	PERCENT	VOTES	PERCENT	
(Vote for ) 1								
01 = KENNETH EVERETT (KEN) GOLD				265	77.94	03 = STEVE LEIPZIGER	43	12.65
02 = JOHN ROBERT MINTON				31	9.12	04 = INVALID WRITE-IN	1	.29
	01	02	03	04				
0318 CC18	0	0	0	0				
1606 MHT6,14,49	196	17	30	1				
1618 MHT18,57	0	0	0	0				
1632 MHT32 CC8	4	4	3	0				
1641 MHT41	9	2	1	0				
1642 MHT42	54	8	8	0				
1644 MHT44	1	0	0	0				
1646 MHT46	1	0	1	0				

COUNCIL MEMBER MARYLAND HEIGHTS WARD 2				VOTES	PERCENT	VOTES	PERCENT	
(Vote for ) 1								
01 = KIMBERLY L. (KIM) BAKER				247	63.01	03 = INVALID WRITE-IN	1	.26
02 = HOWARD M. ABRAMS				144	36.73			
	01	02	03					
0141 AP41 MHT12,17	43	12	0					
1616 MHT16,30,36,38,45,58,59	80	28	1					
1620 MHT20,48	103	98	0					
1629 MHT29,61	4	1	0					
1660 MHT60,62,63	3	0	0					
2155 NW55	14	5	0					

COUNCIL MEMBER MARYLAND HEIGHTS WARD 3				VOTES	PERCENT	VOTES	PERCENT
(Vote for ) 1							
01 = CHARLES G. (CHUCK) CAVERLY				343	98.00		
02 = INVALID WRITE-IN				7	2.00		
	01	02					
0132 AP32,37	38	0					
1622 MHT22	52	2					
1637 MHT37	2	0					
2138 NW38,53 MHT15	120	1					
2149 NW49,56,57	100	4					
2154 NW54	31	0					

COUNCIL MEMBER MARYLAND HEIGHTS WARD 4				VOTES	PERCENT	VOTES	PERCENT
(Vote for ) 1							
01 = JAMES EARL (JIM) CARVER, JR.				307	97.77		
02 = INVALID WRITE-IN				7	2.23		
	01	02					
2101 NW1	105	1					
2113 NW13	65	3					
2119 NW19,33,35	99	1					
2120 NW20	38	2					

WE, THE BOARD OF ELECTION COMMISSIONERS OF ST. LOUIS COUNTY, MISSOURI, ACTING AS THE VERIFICATION BOARD PURSUANT TO 115.507, R.S. MO 1978, HEREBY CERTIFY THE FOREGOING TO BE A TRUE AND CORRECT ABSTRACT OF VOTES CAST FOR THE CANDIDATES AND ISSUES AT THE GENERAL MUNICIPAL ELECTION HELD IN ST. LOUIS COUNTY, MISSOURI, ON APRIL 3, 2012. IN TESTIMONY WHEREOF, WE HAVE HEREUNTO SET OUR HAND AT OUR OFFICE IN MAPLEWOOD, ST. LOUIS COUNTY, MISSOURI, ON APRIL 11, 2012.





CITY OF MOLINE ACRES  
 RUN DATE:04/11/12 12:04 PM

GENERAL MUNICIPAL ELECTION  
 ST. LOUIS COUNTY, MISSOURI  
 TUESDAY, APRIL 3, 2012

OFFICIAL FINAL RESULTS

	TOTAL			PERCENT	TOTAL			PERCENT
01 = REGISTERED VOTERS - TOTAL	1,635				03 = VOTER TURNOUT - TOTAL			7.46
02 = BALLOTS CAST - TOTAL	122							
	01	02	03					
2043 NRW43	801	36	4.49					
2044 NRW44	396	56	14.14					
2045 NRW45	31	2	6.45					
2046 NRW46	407	28	6.88					

	VOTES		PERCENT
ALDERPERSON MOLINE ACRES WARD 1 (Vote for ) 1			
01 = SHONTE HARMON-YOUNG	63		84.00
02 = JANICE JONES (9) W/I VOTES OF	12		16.00
	01	02	
2044 NRW44	41	8	
2046 NRW46	22	4	

	VOTES		PERCENT
ALDERPERSON MOLINE ACRES WARD 2 (Vote for ) 1			
01 = JENNIFER L. ERBY	36		100.00
02 = INVALID WRITE-IN	0		
	01	02	
2043 NRW43	34	0	
2045 NRW45	2	0	

WE, THE BOARD OF ELECTION COMMISSIONERS OF ST. LOUIS COUNTY, MISSOURI, ACTING AS THE VERIFICATION BOARD PURSUANT TO 115.507,R.S.Mo 1978, HEREBY CERTIFY THE FOREGOING TO BE A TRUE AND CORRECT ABSTRACT OF VOTES CAST FOR THE CANDIDATES AND ISSUES AT THE GENERAL MUNICIPAL ELECTION HELD IN ST. LOUIS COUNTY, MISSOURI, ON APRIL 3, 2012. IN TESTIMONY WHEREOF, WE HAVE HEREUNTO SET OUR HAND AT OUR OFFICE IN MAPLEWOOD, ST. LOUIS COUNTY, MISSOURI, ON APRIL 11, 2012.



CITY OF NORMANDY  
RUN DATE:04/11/12 12:04 PM

GENERAL MUNICIPAL ELECTION  
ST. LOUIS COUNTY, MISSOURI  
TUESDAY, APRIL 3, 2012

OFFICIAL FINAL RESULTS

	TOTAL	PERCENT		TOTAL	PERCENT
01 = REGISTERED VOTERS - TOTAL	2,336		03 = VOTER TURNOUT - TOTAL		9.29
02 = BALLOTS CAST - TOTAL	217				
	01	02	03		
1912 NOR12	656	43	6.55		
1913 NOR13	143	10	6.99		
1918 NOR18	485	24	4.95		
1930 NOR30	653	105	16.08		
1950 NOR50,53	399	35	8.77		

	VOTES	PERCENT
COUNCIL MEMBER NORMANDY WARD 1 (Vote for ) 1		
01 = WALTER MOSS	33	89.19
02 = INVALID WRITE-IN	4	10.81
	01	02
1912 NOR12	33	4

	VOTES	PERCENT
COUNCIL MEMBER NORMANDY WARD 2 (Vote for ) 1		
01 = TONY EVANS	32	96.97
02 = INVALID WRITE-IN	1	3.03
	01	02
1913 NOR13	10	0
1918 NOR18	22	1

	VOTES	PERCENT
COUNCIL MEMBER NORMANDY WARD 3 (Vote for ) 1		
01 = MARK BECKMANN	71	78.02
02 = INVALID WRITE-IN	20	21.98
	01	02
1930 NOR30	71	20

	VOTES	PERCENT
COUNCIL MEMBER NORMANDY WARD 4 (Vote for ) 1		
01 = ROBERT (BOB) REID	29	96.67
02 = INVALID WRITE-IN	1	3.33
	01	02
1950 NOR50,53	29	1

WE, THE BOARD OF ELECTION COMMISSIONERS OF ST. LOUIS COUNTY, MISSOURI, ACTING AS THE VERIFICATION BOARD PURSUANT TO 115.507,R.S.Mo 1978, HEREBY CERTIFY THE FOREGOING TO BE A TRUE AND CORRECT ABSTRACT OF VOTES CAST FOR THE CANDIDATES AND ISSUES AT THE GENERAL MUNICIPAL ELECTION HELD IN ST. LOUIS COUNTY, MISSOURI, ON APRIL 3, 2012. IN TESTIMONY WHEREOF, WE HAVE HEREUNTO SET OUR HAND AT OUR OFFICE IN MAPLEWOOD, ST. LOUIS COUNTY, MISSOURI, ON APRIL 11, 2012.



CITY OF NORTHWOODS  
RUN DATE:04/11/12 12:03 PM

GENERAL MUNICIPAL ELECTION  
ST. LOUIS COUNTY, MISSOURI  
TUESDAY, APRIL 3, 2012

OFFICIAL FINAL RESULTS

	TOTAL	PERCENT		TOTAL	PERCENT
01 = REGISTERED VOTERS - TOTAL	3,092		03 = VOTER TURNOUT - TOTAL	439	14.20
02 = BALLOTS CAST - TOTAL					
	01	02	03		
1905 NOR5	603	49	8.13		
1906 NOR6	885	83	9.38		
1907 NOR7	677	168	24.82		
1929 NOR29	927	139	14.99		

	VOTES	PERCENT		VOTES	PERCENT
ALDERPERSON NORTHWOODS WARD 1 (Vote for ) 1					
01 = MARVALDA JONES	129	98.47			
02 = INVALID WRITE-IN	2	1.53			
	01	02			
1929 NOR29	129	2			

	VOTES	PERCENT		VOTES	PERCENT
ALDERPERSON NORTHWOODS WARD 2 (Vote for ) 1					
01 = JACK CHASE	137	83.54			
02 = ESSIE BEATRICE CRISP	27	16.46	03 = INVALID WRITE-IN	0	
	01	02	03		
1907 NOR7	137	27	0		

	VOTES	PERCENT		VOTES	PERCENT
ALDERPERSON NORTHWOODS WARD 3 (Vote for ) 1					
01 = SHIRLEY JOHNSON	76	97.44			
02 = INVALID WRITE-IN	2	2.56			
	01	02			
1906 NOR6	76	2			

	VOTES	PERCENT		VOTES	PERCENT
ALDERPERSON NORTHWOODS WARD 4 (Vote for ) 1					
01 = DOROTHY J. NORTH	44	97.78			
02 = INVALID WRITE-IN	1	2.22			
	01	02			
1905 NOR5	44	1			

WE, THE BOARD OF ELECTION COMMISSIONERS OF ST. LOUIS COUNTY, MISSOURI, ACTING AS THE VERIFICATION BOARD PURSUANT TO 115.507,R.S.Mo 1978, HEREBY CERTIFY THE FOREGOING TO BE A TRUE AND CORRECT ABSTRACT OF VOTES CAST FOR THE CANDIDATES AND ISSUES AT THE GENERAL MUNICIPAL ELECTION HELD IN ST. LOUIS COUNTY, MISSOURI, ON APRIL 3, 2012. IN TESTIMONY WHEREOF, WE HAVE HEREUNTO SET OUR HAND AT OUR OFFICE IN MAPLEWOOD, ST. LOUIS COUNTY, MISSOURI, ON APRIL 11, 2012.



TOWN OF NORWOOD COURT  
RUN DATE:04/11/12 12:03 PM

GENERAL MUNICIPAL ELECTION  
ST. LOUIS COUNTY, MISSOURI  
TUESDAY, APRIL 3, 2012

OFFICIAL FINAL RESULTS

	TOTAL	PERCENT		TOTAL	PERCENT
01 = REGISTERED VOTERS - TOTAL	365		03 = VOTER TURNOUT - TOTAL		4.11
02 = BALLOTS CAST - TOTAL	15				
	01	02	03		
1936 NOR36	365	15	4.11		

	VOTES	PERCENT		VOTES	PERCENT
TRUSTEE NORWOOD COURT (Vote for ) 2	14	56.00			
01 = GARLAND HOLLINS	11	44.00	03 = INVALID WRITE-IN	0	
02 = KEITH WYATT, SR.					
	01	02	03		
1936 NOR36	14	11	0		

WE, THE BOARD OF ELECTION COMMISSIONERS OF ST. LOUIS COUNTY, MISSOURI, ACTING AS THE VERIFICATION BOARD PURSUANT TO 115.507,R.S.Mo 1978, HEREBY CERTIFY THE FOREGOING TO BE A TRUE AND CORRECT ABSTRACT OF VOTES CAST FOR THE CANDIDATES AND ISSUES AT THE GENERAL MUNICIPAL ELECTION HELD IN ST. LOUIS COUNTY, MISSOURI, ON APRIL 3, 2012. IN TESTIMONY WHEREOF, WE HAVE HEREUNTO SET OUR HAND AT OUR OFFICE IN MAPLEWOOD, ST. LOUIS COUNTY, MISSOURI, ON APRIL 11, 2012.



CITY OF OAKLAND  
RUN DATE:04/11/12 12:02 PM

GENERAL MUNICIPAL ELECTION  
ST. LOUIS COUNTY, MISSOURI  
TUESDAY, APRIL 3, 2012

OFFICIAL FINAL RESULTS

	TOTAL	PERCENT		TOTAL	PERCENT
01 = REGISTERED VOTERS - TOTAL	886				
02 = BALLOTS CAST - TOTAL	130		03 = VOTER TURNOUT - TOTAL		14.67
	01	02	03		
1103 JEF3	459	72	15.69		
1104 JEF4	427	58	13.58		

	VOTES	PERCENT
ALDERPERSON OAKLAND WARD 1 (Vote for ) 1		
01 = JAMES R. HENSLEY	63	100.00
02 = INVALID WRITE-IN	0	
	01	02
1103 JEF3	63	0

	VOTES	PERCENT
ALDERPERSON OAKLAND WARD 2 (Vote for ) 1		
01 = ANDREW M. STEWART	52	98.11
02 = INVALID WRITE-IN	1	1.89
	01	02
1104 JEF4	52	1

	VOTES	PERCENT
ALDERPERSON OAKLAND WARD 2 (Vote for ) 1		
01 = MICHAEL M. GODSY	48	97.96
02 = INVALID WRITE-IN	1	2.04
	01	02
1104 JEF4	48	1

WE, THE BOARD OF ELECTION COMMISSIONERS OF ST. LOUIS COUNTY, MISSOURI, ACTING AS THE VERIFICATION BOARD PURSUANT TO 115.507, R.S. MO 1978, HEREBY CERTIFY THE FOREGOING TO BE A TRUE AND CORRECT ABSTRACT OF VOTES CAST FOR THE CANDIDATES AND ISSUES AT THE GENERAL MUNICIPAL ELECTION HELD IN ST. LOUIS COUNTY, MISSOURI, ON APRIL 3, 2012. IN TESTIMONY WHEREOF, WE HAVE HEREUNTO SET OUR HAND AT OUR OFFICE IN MAPLEWOOD, ST. LOUIS COUNTY, MISSOURI, ON APRIL 11, 2012.



CITY OF OLIVETTE  
RUN DATE:04/11/12 12:01 PM

GENERAL MUNICIPAL ELECTION  
ST. LOUIS COUNTY, MISSOURI  
TUESDAY, APRIL 3, 2012

OFFICIAL FINAL RESULTS

	TOTAL			PERCENT	TOTAL			PERCENT
01 = REGISTERED VOTERS - TOTAL	5,443				03 = VOTER TURNOUT - TOTAL			42.48
02 = BALLOTS CAST - TOTAL	2,312							
	01	02	03					
0312 CC12,13,22,61 MID1,13+	1464	796	54.37					
1716 MID16,41,63	1576	453	28.74					
1717 MID17,29,34,36,37,49,51+	2278	1039	45.61					
1757 MID57,62	125	24	19.20					

		VOTES		PERCENT	
COUNCIL MEMBER OLIVETTE					
(Vote for ) 1					
01 = JEAN ANTOINE		1,794		96.71	
02 = INVALID WRITE-IN		61		3.29	
		01	02		
0312 CC12,13,22,61 MID1,13+		613	17		
1716 MID16,41,63		358	16		
1717 MID17,29,34,36,37,49,51+		810	24		
1757 MID57,62		13	4		

WE, THE BOARD OF ELECTION COMMISSIONERS OF ST. LOUIS COUNTY, MISSOURI, ACTING AS THE VERIFICATION BOARD PURSUANT TO 115.507,R.S.Mo 1978, HEREBY CERTIFY THE FOREGOING TO BE A TRUE AND CORRECT ABSTRACT OF VOTES CAST FOR THE CANDIDATES AND ISSUES AT THE GENERAL MUNICIPAL ELECTION HELD IN ST. LOUIS COUNTY, MISSOURI, ON APRIL 3, 2012. IN TESTIMONY WHEREOF, WE HAVE HEREUNTO SET OUR HAND AT OUR OFFICE IN MAPLEWOOD, ST. LOUIS COUNTY, MISSOURI, ON APRIL 11, 2012.



CITY OF OVERLAND  
 RUN DATE:04/11/12 12:00 PM

GENERAL MUNICIPAL ELECTION  
 ST. LOUIS COUNTY, MISSOURI  
 TUESDAY, APRIL 3, 2012

OFFICIAL FINAL RESULTS

	TOTAL	PERCENT		TOTAL	PERCENT
01 = REGISTERED VOTERS - TOTAL	9,546		03 = VOTER TURNOUT - TOTAL		13.07
02 = BALLOTS CAST - TOTAL	1,248				
	01	02	03		
1702 MID2,3,45	1408	213	15.13		
1704 MID4,48	896	158	17.63		
1705 MID5,26,54,59	1303	208	15.96		
1706 MID6,11,68	873	93	10.65		
1708 MID8	402	36	8.96		
1709 MID9	789	112	14.20		
1712 MID12	995	99	9.95		
1714 MID14 NOR23	1193	142	11.90		
1731 MID31	1	0	.00		
1743 MID43	904	106	11.73		
1752 MID52	310	39	12.58		
1753 MID53,58	472	42	8.90		

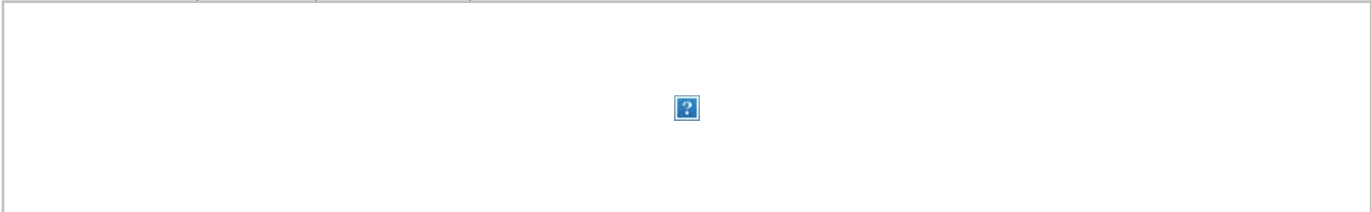
	VOTES	PERCENT
COUNCIL MEMBER OVERLAND WARD 1		
(Vote for ) 1		
01 = JERRY MAY	191	92.72
02 = INVALID WRITE-IN	15	7.28
	01	02
1706 MID6,11,68	78	8
1712 MID12	83	3
1753 MID53,58	30	4

	VOTES	PERCENT
COUNCIL MEMBER OVERLAND WARD 2		
(Vote for ) 1		
01 = LISA RIDOLFI	304	96.20
02 = INVALID WRITE-IN	12	3.80
	01	02
1702 MID2,3,45	186	3
1714 MID14 NOR23	118	9
1731 MID31	0	0

	VOTES	PERCENT	VOTES	PERCENT
COUNCIL MEMBER OVERLAND WARD 3				
(Vote for ) 1				
01 = GERRI HODGE	157	43.85		
02 = KEN OWENSBY	200	55.87	03 = INVALID WRITE-IN	1 .28
	01	02	03	
1704 MID4,48	66	88	1	
1705 MID5,26,54,59	91	112	0	

	VOTES	PERCENT
COUNCIL MEMBER OVERLAND WARD 4		
(Vote for ) 1		
01 = LES DILLS	244	96.83
02 = INVALID WRITE-IN	8	3.17
	01	02
1708 MID8	28	1
1709 MID9	100	2
1743 MID43	86	3
1752 MID52	30	2

WE, THE BOARD OF ELECTION COMMISSIONERS OF ST. LOUIS COUNTY, MISSOURI, ACTING AS THE VERIFICATION BOARD PURSUANT TO 115.507, R.S. Mo 1978, HEREBY CERTIFY THE FOREGOING TO BE A TRUE AND CORRECT ABSTRACT OF VOTES CAST FOR THE CANDIDATES AND ISSUES AT THE GENERAL MUNICIPAL ELECTION HELD IN ST. LOUIS COUNTY, MISSOURI, ON APRIL 3, 2012. IN TESTIMONY WHEREOF, WE HAVE HEREUNTO SET OUR HAND AT OUR OFFICE IN MAPLEWOOD, ST. LOUIS COUNTY, MISSOURI, ON APRIL 11, 2012.



CITY OF PACIFIC  
RUN DATE:04/11/12 12:00 PM

GENERAL MUNICIPAL ELECTION  
ST. LOUIS COUNTY, MISSOURI  
TUESDAY, APRIL 3, 2012

OFFICIAL FINAL RESULTS

01 = REGISTERED VOTERS - TOTAL	TOTAL	PERCENT	02 = BALLOTS CAST - TOTAL	TOTAL	PERCENT
	8			0	
	01	02			
	8	. 0			

ALDERMAN PACIFIC WARD 1 (Vote for ) 1	VOTES	PERCENT
01 = EDWARD O. GASS	0	
02 = INVALID WRITE-IN	0	
	01	02
	0	0

WE, THE BOARD OF ELECTION COMMISSIONERS OF ST. LOUIS COUNTY, MISSOURI, ACTING AS THE VERIFICATION BOARD PURSUANT TO 115.507,R.S.Mo 1978, HEREBY CERTIFY THE FOREGOING TO BE A TRUE AND CORRECT ABSTRACT OF VOTES CAST FOR THE CANDIDATES AND ISSUES AT THE GENERAL MUNICIPAL ELECTION HELD IN ST. LOUIS COUNTY, MISSOURI, ON APRIL 3, 2012. IN TESTIMONY WHEREOF, WE HAVE HEREUNTO SET OUR HAND AT OUR OFFICE IN MAPLEWOOD, ST. LOUIS COUNTY, MISSOURI, ON APRIL 11, 2012.





CITY OF PAGEDALE  
 RUN DATE:04/11/12 11:59 AM

GENERAL MUNICIPAL ELECTION  
 ST. LOUIS COUNTY, MISSOURI  
 TUESDAY, APRIL 3, 2012

OFFICIAL FINAL RESULTS

	TOTAL	PERCENT		TOTAL	PERCENT
01 = REGISTERED VOTERS - TOTAL	2,144		03 = VOTER TURNOUT - TOTAL	142	6.62
02 = BALLOTS CAST - TOTAL	142				
	01	02	03		
2701 UNV1	650	32	4.92		
2710 UNV10	687	49	7.13		
2717 UNV17	792	58	7.32		
2718 UNV18	15	3	20.00		

	VOTES	PERCENT
MAYOR PAGEDALE (Vote for ) 1		
01 = MARY LOUISE CARTER	128	98.46
02 = INVALID WRITE-IN	2	1.54
	01	02
2701 UNV1	28	0
2710 UNV10	46	2
2717 UNV17	54	0
2718 UNV18	0	0

	VOTES	PERCENT
ALDERPERSON PAGEDALE WARD 1 (Vote for ) 1		
01 = FAYE MILLETT	39	97.50
02 = INVALID WRITE-IN	1	2.50
	01	02
2710 UNV10	39	1

	VOTES	PERCENT
ALDERPERSON PAGEDALE WARD 2 (Vote for ) 1		
01 = EMMA J. SIMS	52	100.00
02 = INVALID WRITE-IN	0	
	01	02
2717 UNV17	52	0
2718 UNV18	0	0

	VOTES	PERCENT
ALDERPERSON PAGEDALE WARD 3 (Vote for ) 1		
01 = PAULINE CATMET	27	100.00
02 = INVALID WRITE-IN	0	
	01	02
2701 UNV1	27	0

WE, THE BOARD OF ELECTION COMMISSIONERS OF ST. LOUIS COUNTY, MISSOURI, ACTING AS THE VERIFICATION BOARD PURSUANT TO 115.507, R.S. Mo 1978, HEREBY CERTIFY THE FOREGOING TO BE A TRUE AND CORRECT ABSTRACT OF VOTES CAST FOR THE CANDIDATES AND ISSUES AT THE GENERAL MUNICIPAL ELECTION HELD IN ST. LOUIS COUNTY, MISSOURI, ON APRIL 3, 2012. IN TESTIMONY WHEREOF, WE HAVE HEREUNTO SET OUR HAND AT OUR OFFICE IN MAPLEWOOD, ST. LOUIS COUNTY, MISSOURI, ON APRIL 11, 2012.

CITY OF PASADENA HILLS  
RUN DATE:04/11/12 11:58 AM

GENERAL MUNICIPAL ELECTION  
ST. LOUIS COUNTY, MISSOURI  
TUESDAY, APRIL 3, 2012

OFFICIAL FINAL RESULTS

	TOTAL	PERCENT		TOTAL	PERCENT
01 = REGISTERED VOTERS - TOTAL	740			03 = VOTER TURNOUT - TOTAL	17.97
02 = BALLOTS CAST - TOTAL	133				
	01	02	03		
1911 NOR11	370	68	18.38		
1942 NOR42	370	65	17.57		

=====

	VOTES	PERCENT
ALDERPERSON PASADENA HILLS WARD 1 (Vote for ) 1		
01 = MARY-ELIZABETH HOUSTON	57	95.00
02 = INVALID WRITE-IN	3	5.00
	01	02
1942 NOR42	57	3

=====

	VOTES	PERCENT
ALDERPERSON PASADENA HILLS WARD 2 (Vote for ) 1		
01 = BOB BAHAN	60	98.36
02 = INVALID WRITE-IN	1	1.64
	01	02
1911 NOR11	60	1

=====

WE, THE BOARD OF ELECTION COMMISSIONERS OF ST. LOUIS COUNTY, MISSOURI, ACTING AS THE VERIFICATION BOARD PURSUANT TO 115.507,R.S.Mo 1978, HEREBY CERTIFY THE FOREGOING TO BE A TRUE AND CORRECT ABSTRACT OF VOTES CAST FOR THE CANDIDATES AND ISSUES AT THE GENERAL MUNICIPAL ELECTION HELD IN ST. LOUIS COUNTY, MISSOURI, ON APRIL 3, 2012. IN TESTIMONY WHEREOF, WE HAVE HEREUNTO SET OUR HAND AT OUR OFFICE IN MAPLEWOOD, ST. LOUIS COUNTY, MISSOURI, ON APRIL 11, 2012.

?

VILLAGE OF PASADENA PARK  
RUN DATE:04/11/12 11:57 AM

GENERAL MUNICIPAL ELECTION  
ST. LOUIS COUNTY, MISSOURI  
TUESDAY, APRIL 3, 2012

OFFICIAL FINAL RESULTS

	TOTAL	PERCENT		TOTAL	PERCENT
01 = REGISTERED VOTERS - TOTAL	340		03 = VOTER TURNOUT - TOTAL		10.59
02 = BALLOTS CAST - TOTAL	36				
	01	02	03		
1939 NOR39	340	36	10.59		

	VOTES	PERCENT		VOTES	PERCENT
TRUSTEE PASADENA PARK (Vote for ) 2	31	88.57	03 = MICHAEL HUBBARD (3) W/I VOTES OF	4	11.43
01 = BILL BLACKARD	0				
02 = NO CANDIDATE FILED					
	01	02	03		
1939 NOR39	31	0	4		

WE, THE BOARD OF ELECTION COMMISSIONERS OF ST. LOUIS COUNTY, MISSOURI, ACTING AS THE VERIFICATION BOARD PURSUANT TO 115.507,R.S.Mo 1978, HEREBY CERTIFY THE FOREGOING TO BE A TRUE AND CORRECT ABSTRACT OF VOTES CAST FOR THE CANDIDATES AND ISSUES AT THE GENERAL MUNICIPAL ELECTION HELD IN ST. LOUIS COUNTY, MISSOURI, ON APRIL 3, 2012. IN TESTIMONY WHEREOF, WE HAVE HEREUNTO SET OUR HAND AT OUR OFFICE IN MAPLEWOOD, ST. LOUIS COUNTY, MISSOURI, ON APRIL 11, 2012.



CITY OF PINELAWN  
 RUN DATE:04/11/12 11:56 AM

GENERAL MUNICIPAL ELECTION  
 ST. LOUIS COUNTY, MISSOURI  
 TUESDAY, APRIL 3, 2012

OFFICIAL FINAL RESULTS

	TOTAL	PERCENT		TOTAL	PERCENT
01 = REGISTERED VOTERS - TOTAL	2,217		03 = VOTER TURNOUT - TOTAL	307	13.85
02 = BALLOTS CAST - TOTAL	307				
	01	02	03		
1901 NOR1	543	45	8.29		
1902 NOR2	607	97	15.98		
1903 NOR3	502	49	9.76		
2721 UNV21	565	116	20.53		

	VOTES	PERCENT		VOTES	PERCENT
ALDERPERSON PINE LAWN WARD 1 (Vote for ) 1					
01 = PENNY DIXON	75	64.66			
02 = PELTON JACKSON	41	35.34	03 = INVALID WRITE-IN	0	
	01	02	03		
2721 UNV21	75	41	0		

	VOTES	PERCENT		VOTES	PERCENT
ALDERPERSON PINE LAWN WARD 2 (Vote for ) 1					
01 = LaVERA FOWLER	38	95.00			
02 = INVALID WRITE-IN	2	5.00			
	01	02			
1901 NOR1	38	2			

	VOTES	PERCENT		VOTES	PERCENT
ALDERPERSON PINE LAWN WARD 3 (Vote for ) 1					
01 = MAGGIE BISHOP	41	93.18			
02 = INVALID WRITE-IN	3	6.82			
	01	02			
1903 NOR3	41	3			

	VOTES	PERCENT		VOTES	PERCENT
ALDERPERSON PINE LAWN WARD 4 (Vote for ) 1					
01 = NAKISHA FORD	28	29.17			
02 = CHESTER BROWN	68	70.83	03 = INVALID WRITE-IN	0	
	01	02	03		
1902 NOR2	28	68	0		

WE, THE BOARD OF ELECTION COMMISSIONERS OF ST. LOUIS COUNTY, MISSOURI, ACTING AS THE VERIFICATION BOARD PURSUANT TO 115.507,R.S.Mo 1978, HEREBY CERTIFY THE FOREGOING TO BE A TRUE AND CORRECT ABSTRACT OF VOTES CAST FOR THE CANDIDATES AND ISSUES AT THE GENERAL MUNICIPAL ELECTION HELD IN ST. LOUIS COUNTY, MISSOURI, ON APRIL 3, 2012. IN TESTIMONY WHEREOF, WE HAVE HEREUNTO SET OUR HAND AT OUR OFFICE IN MAPLEWOOD, ST. LOUIS COUNTY, MISSOURI, ON APRIL 11, 2012.



CITY OF RICHMOND HEIGHTS  
RESULTS

GENERAL MUNICIPAL ELECTION

OFFICIAL FINAL

ST. LOUIS COUNTY, MISSOURI  
TUESDAY, APRIL 3, 2012

RUN DATE:04/11/12 11:56 AM

PERCENT	TOTAL	PERCENT	TOTAL
01 = REGISTERED VOTERS - TOTAL	5,978	03 = VOTER TURNOUT - TOTAL	
14.25			
02 = BALLOTS CAST - TOTAL	852		
	01	02	03
0509 CLA9	440	70	15.91
0517 CLA17,27	134	20	14.93
0519 CLA19	204	16	7.84
0520 CLA20	686	329	47.96
1020 HAD20	306	30	9.80
1021 HAD21,24	961	94	9.78
1022 HAD22	358	35	9.78
1023 HAD23	273	27	9.89
1025 HAD25	370	19	5.14
1026 HAD26	240	25	10.42
1027 HAD27	759	66	8.70
1028 HAD28	672	62	9.23
1029 HAD29	450	50	11.11
1043 HAD43	125	9	7.20

	VOTES	PERCENT
MAYOR RICHMOND HEIGHTS		
(Vote for ) 1		
01 = JAMES J. BECK	719	97.96
02 = INVALID WRITE-IN	15	2.04
	01	02
0509 CLA9	51	4
0517 CLA17,27	17	0
0519 CLA19	14	0
0520 CLA20	273	3
1020 HAD20	26	2
1021 HAD21,24	83	2
1022 HAD22	30	0
1023 HAD23	25	0
1025 HAD25	14	2
1026 HAD26	24	0
1027 HAD27	62	0
1028 HAD28	48	0
1029 HAD29	44	2
1043 HAD43	8	0

	VOTES	PERCENT
COUNCIL MEMBER RICHMOND HEIGHTS DISTRICT 1		
(Vote for ) 1		
01 = ROBERT JACKNEWITZ	116	98.31
02 = INVALID WRITE-IN	2	1.69
	01	02
1021 HAD21,24	86	1
1023 HAD23	23	1
1043 HAD43	7	0

	VOTES	PERCENT
COUNCIL MEMBER RICHMOND HEIGHTS DISTRICT 2		
(Vote for ) 1		
01 = RICK VILCEK	114	98.28
02 = INVALID WRITE-IN	2	1.72
	01	02
1025 HAD25	16	1
1027 HAD27	54	0
1029 HAD29	44	1

	VOTES	PERCENT
COUNCIL MEMBER RICHMOND HEIGHTS DISTRICT 3		
(Vote for ) 1		
01 = GINA C. MITTEN	108	98.18
02 = INVALID WRITE-IN	2	1.82
	01	02
1020 HAD20	26	1
1022 HAD22	29	0
1028 HAD28	53	1

	VOTES	PERCENT
COUNCIL MEMBER RICHMOND HEIGHTS DISTRICT 4		
(Vote for ) 1		
01 = CAMILLE DUER GREENWALD	373	99.20
02 = INVALID WRITE-IN	3	.80
	01	02
0509 CLA9	55	2
0517 CLA17,27	18	0
0519 CLA19	13	0
0520 CLA20	267	1
1026 HAD26	20	0

=====

WE, THE BOARD OF ELECTION COMMISSIONERS OF ST. LOUIS COUNTY, MISSOURI, ACTING AS THE VERIFICATION BOARD PURSUANT TO 115.507, R.S. MO 1978, HEREBY CERTIFY THE FOREGOING TO BE A TRUE AND CORRECT ABSTRACT OF VOTES CAST FOR THE CANDIDATES AND ISSUES AT THE GENERAL MUNICIPAL ELECTION HELD IN ST. LOUIS COUNTY, MISSOURI, ON APRIL 3, 2012. IN TESTIMONY WHEREOF, WE HAVE HERETO SET OUR HAND AT OUR OFFICE IN MAPLEWOOD, ST. LOUIS COUNTY, MISSOURI, ON APRIL 11, 2012.



VILLAGE OF RIVERVIEW  
RUN DATE:04/11/12 11:55 AM


GENERAL MUNICIPAL ELECTION  
ST. LOUIS COUNTY, MISSOURI  
TUESDAY, APRIL 3, 2012

OFFICIAL FINAL RESULTS

01 = REGISTERED VOTERS - TOTAL	TOTAL	PERCENT	03 = VOTER TURNOUT - TOTAL	TOTAL	PERCENT
02 = BALLOTS CAST - TOTAL	1,336	141			10.55
	01	02	03		
2431 SF31,32	1336	141	10.55		

TRUSTEE RIVERVIEW (Vote for ) 2	VOTES	PERCENT	03 = LYNDA FOSTER	VOTES	PERCENT
01 = CRAIG W. BOEHMER	108	42.86	04 = THEODIS (TED) BROWN (2) W/I VOTES OF	38	15.08
02 = PHYLLIS PARO	99	39.29		7	2.78
	01	02	03	04	
2431 SF31,32	108	99	38	7	

WE, THE BOARD OF ELECTION COMMISSIONERS OF ST. LOUIS COUNTY, MISSOURI, ACTING AS THE VERIFICATION BOARD PURSUANT TO 115.507,R.S.Mo 1978, HEREBY CERTIFY THE FOREGOING TO BE A TRUE AND CORRECT ABSTRACT OF VOTES CAST FOR THE CANDIDATES AND ISSUES AT THE GENERAL MUNICIPAL ELECTION HELD IN ST. LOUIS COUNTY, MISSOURI, ON APRIL 3, 2012. IN TESTIMONY WHEREOF, WE HAVE HEREUNTO SET OUR HAND AT OUR OFFICE IN MAPLEWOOD, ST. LOUIS COUNTY, MISSOURI, ON APRIL 11, 2012.



CITY OF ROCKHILL  
 RUN DATE:04/11/12 11:54 AM

GENERAL MUNICIPAL ELECTION  
 ST. LOUIS COUNTY, MISSOURI  
 TUESDAY, APRIL 3, 2012

OFFICIAL FINAL RESULTS

01 = REGISTERED VOTERS - TOTAL	TOTAL	PERCENT	03 = VOTER TURNOUT - TOTAL	TOTAL	PERCENT
02 = BALLOTS CAST - TOTAL	3,341				11.01
	368				
	01	02	03		
0522 CLA22	942	75	7.96		
0523 CLA23,33,65	1261	161	12.77		
0550 CLA50	623	90	14.45		
0554 CLA54	515	42	8.16		

ALDERPERSON ROCK HILL WARD 1 (Vote for ) 1 01 = PHILIP E. SCHERRY 02 = CLINT HEATH	VOTES	PERCENT	03 = INVALID WRITE-IN	VOTES	PERCENT
	83	65.87		2	1.59
	41	32.54			
	01	02	03		
0550 CLA50	53	29	2		
0554 CLA54	30	12	0		

ALDERPERSON ROCK HILL WARD 2 (Vote for ) 1 01 = EDWARD D. MAHAN 02 = INVALID WRITE-IN	VOTES	PERCENT			
	67	94.37			
	4	5.63			
	01	02			
0522 CLA22	67	4			

ALDERPERSON ROCK HILL WARD 3 (Vote for ) 1 01 = ROBERT A. WEIDER 02 = BECKY CHIODINI	VOTES	PERCENT	03 = INVALID WRITE-IN	VOTES	PERCENT
	105	66.88		1	.64
	51	32.48			
	01	02	03		
0523 CLA23,33,65	105	51	1		

WE, THE BOARD OF ELECTION COMMISSIONERS OF ST. LOUIS COUNTY, MISSOURI, ACTING AS THE VERIFICATION BOARD PURSUANT TO 115.507,R.S.Mo 1978, HEREBY CERTIFY THE FOREGOING TO BE A TRUE AND CORRECT ABSTRACT OF VOTES CAST FOR THE CANDIDATES AND ISSUES AT THE GENERAL MUNICIPAL ELECTION HELD IN ST. LOUIS COUNTY, MISSOURI, ON APRIL 3, 2012. IN TESTIMONY WHEREOF, WE HAVE HEREUNTO SET OUR HAND AT OUR OFFICE IN MAPLEWOOD, ST. LOUIS COUNTY, MISSOURI, ON APRIL 11, 2012.





RUN DATE:04/11/12 11:54 AM

01 = REGISTERED VOTERS - TOTAL  
02 = BALLOTS CAST - TOTAL

TOTAL PERCENT  
4,059 649

03 = VOTER TURNOUT - TOTAL

TOTAL PERCENT  
15.99

	01	02	03
1006 HAD6	337	80	23.74
1007 HAD7,41	493	46	9.33
1039 HAD39	352	44	12.50
1040 HAD40	451	37	8.20
1106 JEF6,12,21	574	157	27.35
1109 JEF9	238	49	20.59
1111 JEF11	319	36	11.29
1115 JEF15	476	86	18.07
1129 JEF29,38	819	114	13.92

ALDERPERSON SHREWSBURY WARD 1  
(Vote for ) 1  
01 = SAMUEL (SAM) SCHERER  
02 = INVALID WRITE-IN

VOTES PERCENT  
104 98.11  
2 1.89

	01	02
1007 HAD7,41	38	0
1040 HAD40	36	0
1111 JEF11	30	2

ALDERPERSON SHREWSBURY WARD 2  
(Vote for ) 1  
01 = ED KOPFF  
02 = JOHN M. BUB

VOTES PERCENT  
168 52.34  
153 47.66

03 = INVALID WRITE-IN

VOTES PERCENT  
0


	01	02	03
1006 HAD6	55	24	0
1039 HAD39	33	11	0
1106 JEF6,12,21	47	102	0
1109 JEF9	33	16	0

ALDERPERSON SHREWSBURY WARD 3  
(Vote for ) 1  
01 = CHRIS GORMAN  
02 = INVALID WRITE-IN

VOTES PERCENT  
146 92.41  
12 7.59

	01	02
1115 JEF15	62	7
1129 JEF29,38	84	5

WE, THE BOARD OF ELECTION COMMISSIONERS OF ST. LOUIS COUNTY, MISSOURI, ACTING AS THE VERIFICATION BOARD PURSUANT TO 115.507,R.S.Mo 1978, HEREBY CERTIFY THE FOREGOING TO BE A TRUE AND CORRECT ABSTRACT OF VOTES CAST FOR THE CANDIDATES AND ISSUES AT THE GENERAL MUNICIPAL ELECTION HELD IN ST. LOUIS COUNTY, MISSOURI, ON APRIL 3, 2012. IN TESTIMONY WHEREOF, WE HAVE HEREUNTO SET OUR HAND AT OUR OFFICE IN MAPLEWOOD, ST. LOUIS COUNTY, MISSOURI, ON APRIL 11, 2012.



CITY OF ST. ANN  
 RUN DATE:04/11/12 11:53 AM

GENERAL MUNICIPAL ELECTION  
 ST. LOUIS COUNTY, MISSOURI  
 TUESDAY, APRIL 3, 2012

OFFICIAL FINAL RESULTS

	TOTAL	PERCENT		TOTAL	PERCENT
01 = REGISTERED VOTERS - TOTAL	7,666		03 = VOTER TURNOUT - TOTAL		12.63
02 = BALLOTS CAST - TOTAL	968				
	01	02	03		
0104 AP4,28 MID50	1391	117	8.41		
0108 AP8,24	975	101	10.36		
0111 AP11,20	306	31	10.13		
0125 AP25	284	28	9.86		
0130 AP30	158	9	5.70		
0131 AP31	751	152	20.24		
0133 AP33	257	33	12.84		
0144 AP44	352	56	15.91		
0146 AP46	56	10	17.86		
0149 AP49	693	95	13.71		
1723 MID23	499	69	13.83		
1727 MID27	325	48	14.77		
1742 MID42	478	68	14.23		
1746 MID46	263	30	11.41		
1756 MID56 AP40	878	121	13.78		

	VOTES	PERCENT		VOTES	PERCENT
ALDERPERSON ST. ANN WARD 1 (Vote for ) 1					
01 = ROSS MULLIGAN	103	51.76	03 = INVALID WRITE-IN	1	.50
02 = ISAAC C. McCULLOUGH	95	47.74			
	01	02	03		
0108 AP8,24	35	65	0		
1723 MID23	50	18	1		
1746 MID46	18	12	0		

	VOTES	PERCENT		VOTES	PERCENT
ALDERPERSON ST. ANN WARD 2 (Vote for ) 1					
01 = RENEE GOELLNER-GRANT	149	94.90			
02 = INVALID WRITE-IN	8	5.10			
	01	02			
0111 AP11,20	25	0			
0144 AP44	46	0			
0149 AP49	78	8			

	VOTES	PERCENT		VOTES	PERCENT
ALDERPERSON ST. ANN WARD 3 (Vote for ) 1					
01 = JUNE DEERING	221	96.93			
02 = INVALID WRITE-IN	7	3.07			
	01	02			
0146 AP46	9	0			
1727 MID27	41	2			
1742 MID42	61	3			
1756 MID56 AP40	110	2			

	VOTES	PERCENT		VOTES	PERCENT
ALDERPERSON ST. ANN WARD 4 (Vote for ) 1					
01 = WILLIAM J. CLIFFORD	76	40.64	03 = INVALID WRITE-IN	1	.53
02 = SHERRY HOFFMAN	110	58.82			
	01	02	03		
0125 AP25	13	14	0		
0130 AP30	3	5	0		
0131 AP31	60	91	1		

	VOTES	PERCENT		VOTES	PERCENT
ALDERPERSON ST. ANN WARD 5 (Vote for ) 1					
01 = IVEN SPARKS	132	93.62			
02 = INVALID WRITE-IN	9	6.38			
	01	02			
0104 AP4,28 MID50	105	4			
0133 AP33	27	5			

WE, THE BOARD OF ELECTION COMMISSIONERS OF ST. LOUIS COUNTY, MISSOURI, ACTING AS THE VERIFICATION BOARD PURSUANT TO 115.507,R.S.Mo 1978, HEREBY CERTIFY THE FOREGOING TO BE A TRUE AND CORRECT ABSTRACT OF VOTES CAST FOR THE CANDIDATES AND ISSUES AT THE GENERAL MUNICIPAL ELECTION HELD IN ST. LOUIS COUNTY, MISSOURI, ON APRIL 3, 2012. IN TESTIMONY WHEREOF, WE HAVE HEREUNTO SET OUR HAND AT OUR OFFICE IN MAPLEWOOD, ST. LOUIS COUNTY, MISSOURI, ON APRIL 11, 2012.



CITY OF ST. JOHN  
 RUN DATE:04/11/12 11:52 AM

GENERAL MUNICIPAL ELECTION  
 ST. LOUIS COUNTY, MISSOURI  
 TUESDAY, APRIL 3, 2012

OFFICIAL FINAL RESULTS

	TOTAL	PERCENT		TOTAL	PERCENT
01 = REGISTERED VOTERS - TOTAL	3,736		03 = VOTER TURNOUT - TOTAL	399	10.68
02 = BALLOTS CAST - TOTAL					
	01	02	03		
0106 AP6,9,13,52	1400	120	8.57		
0115 AP15	319	30	9.40		
1926 NOR26,34	1303	185	14.20		
1927 NOR27 AP14	451	35	7.76		
1931 NOR31 AP16,43	145	23	15.86		
1944 NOR44	118	6	5.08		

	VOTES	PERCENT		VOTES	PERCENT
COUNCIL MEMBER ST. JOHN WARD 1 (Vote for ) 1					
01 = OSCAR DAVIS	12	4.94	03 = DAVID M. WIEDA	66	27.16
02 = PAMELA J. HOLLENBERG	163	67.08	04 = INVALID WRITE-IN	2	.82
	01	02	03	04	
0115 AP15	4	23	3	0	
1926 NOR26,34	8	113	61	2	
1931 NOR31 AP16,43	0	23	0	0	
1944 NOR44	0	4	2	0	

	VOTES	PERCENT		VOTES	PERCENT
COUNCIL MEMBER ST. JOHN WARD 2 (Vote for ) 1					
01 = MARY HALASKA	119	78.81	03 = INVALID WRITE-IN	2	1.32
02 = CHRISTOPHER MAURICE STEWART	30	19.87			
	01	02	03		
0106 AP6,9,13,52	91	26	0		
1927 NOR27 AP14	28	4	2		

WE, THE BOARD OF ELECTION COMMISSIONERS OF ST. LOUIS COUNTY, MISSOURI, ACTING AS THE VERIFICATION BOARD PURSUANT TO 115.507,R.S.Mo 1978, HEREBY CERTIFY THE FOREGOING TO BE A TRUE AND CORRECT ABSTRACT OF VOTES CAST FOR THE CANDIDATES AND ISSUES AT THE GENERAL MUNICIPAL ELECTION HELD IN ST. LOUIS COUNTY, MISSOURI, ON APRIL 3, 2012. IN TESTIMONY WHEREOF, WE HAVE HEREUNTO SET OUR HAND AT OUR OFFICE IN MAPLEWOOD, ST. LOUIS COUNTY, MISSOURI, ON APRIL 11, 2012.



CITY OF SUNSET HILLS  
RUN DATE:04/11/12 11:51 AM

GENERAL MUNICIPAL ELECTION  
ST. LOUIS COUNTY, MISSOURI  
TUESDAY, APRIL 3, 2012

OFFICIAL FINAL RESULTS

	TOTAL	PERCENT		TOTAL	PERCENT
01 = REGISTERED VOTERS - TOTAL	6,445		03 = VOTER TURNOUT - TOTAL	23.04	
02 = BALLOTS CAST - TOTAL	1,485				
	01	02	03		
0220 BON20	447	122	27.29		
0241 BON41,44	490	160	32.65		
0601 CON1 GRA58	1099	300	27.30		
0603 CON3,53 GRA59,60	619	133	21.49		
0625 CON25	1008	127	12.60		
0902 GRA2,8	367	66	17.98		
0903 GRA3	11	6	54.55		
0909 GRA9,45	732	226	30.87		
0910 GRA10,11,12,46	700	106	15.14		
0914 GRA14,41 CON48	902	227	25.17		
0957 GRA57	70	12	17.14		

	VOTES	PERCENT		VOTES	PERCENT
MAYOR SUNSET HILLS					
(Vote for ) 1					
01 = WILLIAM J. (BILL) NOLAN, JR.	1,212	96.88			
02 = INVALID WRITE-IN	39	3.12			
	01	02			
0220 BON20	109	3			
0241 BON41,44	137	5			
0601 CON1 GRA58	261	3			
0603 CON3,53 GRA59,60	105	6			
0625 CON25	116	1			
0902 GRA2,8	38	9			
0903 GRA3	2	3			
0909 GRA9,45	177	4			
0910 GRA10,11,12,46	86	1			
0914 GRA14,41 CON48	170	4			
0957 GRA57	11	0			

	VOTES	PERCENT		VOTES	PERCENT
CITY COLLECTOR SUNSET HILLS					
(Vote for ) 1					
01 = MICHAEL SAWICKI	789	61.16			
02 = MICHAEL MCGILLIGAN	496	38.45	03 = INVALID WRITE-IN	5	.39
	01	02	03		
0220 BON20	82	22	0		
0241 BON41,44	114	39	0		
0601 CON1 GRA58	151	105	1		
0603 CON3,53 GRA59,60	64	47	2		
0625 CON25	80	35	0		
0902 GRA2,8	26	31	0		
0903 GRA3	2	4	0		
0909 GRA9,45	110	92	1		
0910 GRA10,11,12,46	58	34	0		
0914 GRA14,41 CON48	99	83	0		
0957 GRA57	3	4	1		

	VOTES	PERCENT		VOTES	PERCENT
ALDERMAN SUNSET HILLS WARD 1					
(Vote for ) 1					
01 = FRANKLIN A. HARDY, JR.	128	36.36			
02 = RICHARD GAU	224	63.64	03 = INVALID WRITE-IN	0	
	01	02	03		
0220 BON20	14	107	0		
0241 BON41,44	54	106	0		
0902 GRA2,8	55	10	0		
0903 GRA3	5	1	0		

	VOTES	PERCENT		VOTES	PERCENT
ALDERMAN SUNSET HILLS WARD 2					
(Vote for ) 1					
01 = THOMAS F. MUSICH	243	53.76			
02 = NANCY GOLDKUHL	209	46.24	03 = INVALID WRITE-IN	0	
	01	02	03		
0909 GRA9,45	131	95	0		
0914 GRA14,41 CON48	112	114	0		

	VOTES	PERCENT		VOTES	PERCENT
ALDERMAN SUNSET HILLS WARD 3					
(Vote for ) 1					
01 = STEPHEN M. WEBB	211	98.60			
02 = INVALID WRITE-IN	3	1.40			
	01	02			
0625 CON25	115	0			
0910 GRA10,11,12,46	88	3			
0957 GRA57	8	0			

	VOTES	PERCENT		VOTES	PERCENT
ALDERMAN SUNSET HILLS WARD 4					
(Vote for ) 1					
01 = MIKE SVOBODA	194	46.30			
02 = ART HAVENER	224	53.46	03 = INVALID WRITE-IN	1	.24
	-----				
	01	02	03		
	-----				
0601 CON1 GRA58	128	159	0		
0603 CON3,53 GRA59,60	66	65	1		

=====

WE, THE BOARD OF ELECTION COMMISSIONERS OF ST. LOUIS COUNTY, MISSOURI, ACTING AS THE VERIFICATION BOARD PURSUANT TO 115.507, R.S. Mo 1978, HEREBY CERTIFY THE FOREGOING TO BE A TRUE AND CORRECT ABSTRACT OF VOTES CAST FOR THE CANDIDATES AND ISSUES AT THE GENERAL MUNICIPAL ELECTION HELD IN ST. LOUIS COUNTY, MISSOURI, ON APRIL 3, 2012. IN TESTIMONY WHEREOF, WE HAVE HEREUNTO SET OUR HAND AT OUR OFFICE IN MAPLEWOOD, ST. LOUIS COUNTY, MISSOURI, ON APRIL 11, 2012.



VILLAGE OF SYCAMORE HILLS  
RUN DATE:04/11/12 11:50 AM

GENERAL MUNICIPAL ELECTION  
ST. LOUIS COUNTY, MISSOURI  
TUESDAY, APRIL 3, 2012

OFFICIAL FINAL RESULTS

	TOTAL	PERCENT		TOTAL	PERCENT
01 = REGISTERED VOTERS - TOTAL	506		03 = VOTER TURNOUT - TOTAL		11.26
02 = BALLOTS CAST - TOTAL	57				
	01	02	03		
1715 MID15	506	57	11.26		

	VOTES	PERCENT		VOTES	PERCENT
TRUSTEE SYCAMORE HILLS (Vote for ) 2					
01 = G. KEVIN LIEBIG	40	45.45			
02 = ROBERT A. FITZGERALD	43	48.86	03 = INVALID WRITE-IN	5	5.68
	01	02	03		
1715 MID15	40	43	5		

WE, THE BOARD OF ELECTION COMMISSIONERS OF ST. LOUIS COUNTY, MISSOURI, ACTING AS THE VERIFICATION BOARD PURSUANT TO 115.507,R.S.Mo 1978, HEREBY CERTIFY THE FOREGOING TO BE A TRUE AND CORRECT ABSTRACT OF VOTES CAST FOR THE CANDIDATES AND ISSUES AT THE GENERAL MUNICIPAL ELECTION HELD IN ST. LOUIS COUNTY, MISSOURI, ON APRIL 3, 2012. IN TESTIMONY WHEREOF, WE HAVE HEREUNTO SET OUR HAND AT OUR OFFICE IN MAPLEWOOD, ST. LOUIS COUNTY, MISSOURI, ON APRIL 11, 2012.



CITY OF TOWN & COUNTRY  
 RUN DATE:04/11/12 11:49 AM

GENERAL MUNICIPAL ELECTION  
 ST. LOUIS COUNTY, MISSOURI  
 TUESDAY, APRIL 3, 2012

OFFICIAL FINAL RESULTS

	01 = REGISTERED VOTERS - TOTAL	02 = BALLOTS CAST - TOTAL	TOTAL 7,917 1,562	PERCENT	03 = VOTER TURNOUT - TOTAL	TOTAL	PERCENT
0320 CC20,21,66	1124	265	23.58				
1635 MHT35,56	1207	100	8.29				
1654 MHT54 MR43	414	56	13.53				
1802 MR2	129	43	33.33				
1803 MR3,67	816	121	14.83				
1809 MR9	83	12	14.46				
1825 MR25,31,61	1179	342	29.01				
1829 MR29	767	179	23.34				
1839 MR39	486	92	18.93				
1844 MR44	633	149	23.54				
1848 MR48	484	138	28.51				
1856 MR56	39	15	38.46				
1863 MR63,66	556	50	8.99				

ALDERMAN TOWN AND COUNTRY WARD 1					(Vote for ) 1		VOTES PERCENT		VOTES PERCENT	
01 = DOROTHY GRECO COOKE			205	47.13						
02 = RICHARD (SKIP) MANGE			230	52.87	03 = INVALID WRITE-IN			0		

ALDERMAN TOWN AND COUNTRY WARD 2					(Vote for ) 1		VOTES PERCENT		VOTES PERCENT	
01 = AL GERBER			223	39.75						
02 = CHUCK LENZ			336	59.89	03 = INVALID WRITE-IN			2	.36	

ALDERMAN TOWN AND COUNTRY WARD 3					(Vote for ) 1		VOTES PERCENT		VOTES PERCENT	
01 = STEVE R. FONS			162	40.10						
02 = GUSSIE CRAWFORD			242	59.90	03 = INVALID WRITE-IN			0		

ALDERMAN TOWN AND COUNTRY WARD 4					(Vote for ) 1		VOTES PERCENT		VOTES PERCENT	
01 = PHIL BEHNEN			126	95.45						
02 = INVALID WRITE-IN			6	4.55						

WE, THE BOARD OF ELECTION COMMISSIONERS OF ST. LOUIS COUNTY, MISSOURI, ACTING AS THE VERIFICATION BOARD PURSUANT TO 115.507,R.S.Mo 1978, HEREBY CERTIFY THE FOREGOING TO BE A TRUE AND CORRECT ABSTRACT OF VOTES CAST FOR THE CANDIDATES AND ISSUES AT THE GENERAL MUNICIPAL ELECTION HELD IN ST. LOUIS COUNTY, MISSOURI, ON APRIL 3, 2012. IN TESTIMONY WHEREOF, WE HAVE HEREUNTO SET OUR HAND AT OUR OFFICE IN MAPLEWOOD, ST. LOUIS COUNTY, MISSOURI, ON APRIL 11, 2012.





VILLAGE OF TWIN OAKS  
RUN DATE:04/11/12 11:48 AM

GENERAL MUNICIPAL ELECTION  
ST. LOUIS COUNTY, MISSOURI  
TUESDAY, APRIL 3, 2012

OFFICIAL FINAL RESULTS

	TOTAL	PERCENT		TOTAL	PERCENT
01 = REGISTERED VOTERS - TOTAL	278		03 = VOTER TURNOUT - TOTAL		17.63
02 = BALLOTS CAST - TOTAL	49				
	01	02	03		
2332 QUE32	278	49	17.63		

	VOTES	PERCENT		VOTES	PERCENT
TRUSTEE TWIN OAKS (Vote for ) 2			03 = CHERYL STAHL	15	17.44
01 = RAY SLAMA	36	41.86	04 = INVALID WRITE-IN	0	
02 = JEFFREY L. GRAVES	35	40.70			
	01	02	03	04	
2332 QUE32	36	35	15	0	

WE, THE BOARD OF ELECTION COMMISSIONERS OF ST. LOUIS COUNTY, MISSOURI, ACTING AS THE VERIFICATION BOARD PURSUANT TO 115.507,R.S.Mo 1978, HEREBY CERTIFY THE FOREGOING TO BE A TRUE AND CORRECT ABSTRACT OF VOTES CAST FOR THE CANDIDATES AND ISSUES AT THE GENERAL MUNICIPAL ELECTION HELD IN ST. LOUIS COUNTY, MISSOURI, ON APRIL 3, 2012. IN TESTIMONY WHEREOF, WE HAVE HEREUNTO SET OUR HAND AT OUR OFFICE IN MAPLEWOOD, ST. LOUIS COUNTY, MISSOURI, ON APRIL 11, 2012.



CITY OF UNIVERSITY CITY  
 RUN DATE:04/11/12 11:48 AM

GENERAL MUNICIPAL ELECTION  
 ST. LOUIS COUNTY, MISSOURI  
 TUESDAY, APRIL 3, 2012

OFFICIAL FINAL RESULTS

	TOTAL	PERCENT		TOTAL	PERCENT
01 = REGISTERED VOTERS - TOTAL	24,516		03 = VOTER TURNOUT - TOTAL	3,603	14.70
02 = BALLOTS CAST - TOTAL	3,603				
	01	02	03		
0501 CLA1	1096	259	23.63		
0505 CLA5,56 UNV32,41	1697	316	18.62		
1008 HAD8	690	156	22.61		
1009 HAD9	881	303	34.39		
1010 HAD10,11	1382	188	13.60		
1012 HAD12,13	1183	283	23.92		
2704 UNV4,22	985	89	9.04		
2714 UNV14	1384	63	4.55		
2715 UNV15,16	1473	71	4.82		
2719 UNV19	1242	87	7.00		
2720 UNV20 HAD36,38,42	1469	281	19.13		
2723 UNV23,30	1245	261	20.96		
2724 UNV24,29	1819	335	18.42		
2725 UNV25,26	1415	96	6.78		
2727 UNV27	1494	106	7.10		
2728 UNV28,45	1064	155	14.57		
2731 UNV31	674	146	21.66		
2733 UNV33,34,39,40,43,44	1546	306	19.79		
2735 UNV35,36,38,42	1777	102	5.74		

	VOTES	PERCENT		VOTES	PERCENT
COUNCIL MEMBER UNIVERSITY CITY WARD 1					
(Vote for ) 1					
01 = CAROL WOFSEY	786	44.31			
02 = TERRY CROW	985	55.52	03 = INVALID WRITE-IN	3	.17
	01	02	03		
0501 CLA1	102	155	0		
0505 CLA5,56 UNV32,41	158	142	0		
1009 HAD9	135	166	1		
1010 HAD10,11	79	109	0		
1012 HAD12,13	97	182	0		
2731 UNV31	55	88	0		
2733 UNV33,34,39,40,43,44	160	143	2		

	VOTES	PERCENT		VOTES	PERCENT
COUNCIL MEMBER UNIVERSITY CITY WARD 2					
(Vote for ) 1					
01 = JAN ADAMS	551	44.01			
02 = PAULETTE CARR	697	55.67	03 = INVALID WRITE-IN	4	.32
	01	02	03		
1008 HAD8	91	60	2		
2704 UNV4,22	42	41	0		
2720 UNV20 HAD36,38,42	124	154	0		
2723 UNV23,30	97	158	1		
2724 UNV24,29	145	185	0		
2728 UNV28,45	52	99	1		

	VOTES	PERCENT		VOTES	PERCENT
COUNCIL MEMBER UNIVERSITY CITY WARD 3					
(Vote for ) 1					
01 = ARTHUR SHARPE, JR.	447	97.17			
02 = INVALID WRITE-IN	13	2.83			
	01	02			
2714 UNV14	50	3			
2715 UNV15,16	61	2			
2719 UNV19	76	2			
2725 UNV25,26	78	4			
2727 UNV27	95	2			
2735 UNV35,36,38,42	87	0			

WE, THE BOARD OF ELECTION COMMISSIONERS OF ST. LOUIS COUNTY, MISSOURI, ACTING AS THE VERIFICATION BOARD PURSUANT TO 115.507,R.S.Mo 1978, HEREBY CERTIFY THE FOREGOING TO BE A TRUE AND CORRECT ABSTRACT OF VOTES CAST FOR THE CANDIDATES AND ISSUES AT THE GENERAL MUNICIPAL ELECTION HELD IN ST. LOUIS COUNTY, MISSOURI, ON APRIL 3, 2012. IN TESTIMONY WHEREOF, WE HAVE HEREUNTO SET OUR HAND AT OUR OFFICE IN MAPLEWOOD, ST. LOUIS COUNTY, MISSOURI, ON APRIL 11, 2012.



VILLAGE OF UPLANDS PARK  
 RUN DATE:04/11/12 11:47 AM


GENERAL MUNICIPAL ELECTION  
 ST. LOUIS COUNTY, MISSOURI  
 TUESDAY, APRIL 3, 2012

OFFICIAL FINAL RESULTS

	TOTAL	PERCENT		TOTAL	PERCENT
01 = REGISTERED VOTERS - TOTAL	359		03 = VOTER TURNOUT - TOTAL	102	28.41
02 = BALLOTS CAST - TOTAL	102				
	01	02	03		
1956 NOR56,64	359	102	28.41		

	VOTES	PERCENT		VOTES	PERCENT	
TRUSTEE UPLANDS PARK (Vote for ) 3						
01 = HENRY IWENOFU	67	25.67	04 = CARMEN McCLENDON ROBERTS	52	19.92	
02 = ONVA BURKE	51	19.54	05 = BIRDIE C. McKEE	43	16.48	
03 = KENNETH WILLIAMS	45	17.24	06 = INVALID WRITE-IN	3	1.15	
	01	02	03	04	05	06
1956 NOR56,64	67	51	45	52	43	3

WE, THE BOARD OF ELECTION COMMISSIONERS OF ST. LOUIS COUNTY, MISSOURI, ACTING AS THE VERIFICATION BOARD PURSUANT TO 115.507, R.S. Mo 1978, HEREBY CERTIFY THE FOREGOING TO BE A TRUE AND CORRECT ABSTRACT OF VOTES CAST FOR THE CANDIDATES AND ISSUES AT THE GENERAL MUNICIPAL ELECTION HELD IN ST. LOUIS COUNTY, MISSOURI, ON APRIL 3, 2012. IN TESTIMONY WHEREOF, WE HAVE HEREUNTO SET OUR HAND AT OUR OFFICE IN MAPLEWOOD, ST. LOUIS COUNTY, MISSOURI, ON APRIL 11, 2012.



CITY OF VALLEY PARK  
 RUN DATE:04/11/12 11:46 AM

GENERAL MUNICIPAL ELECTION  
 ST. LOUIS COUNTY, MISSOURI  
 TUESDAY, APRIL 3, 2012

OFFICIAL FINAL RESULTS

	TOTAL	PERCENT		TOTAL	PERCENT
01 = REGISTERED VOTERS - TOTAL	3,834		03 = VOTER TURNOUT - TOTAL	627	16.35
02 = BALLOTS CAST - TOTAL	627				
	01	02	03		
2315 QUE15,20 MER44	29	0	0		
2317 QUE17,40	782	168	21.48		
2321 QUE21	66	2	3.03		
2325 QUE25,38,51	740	66	8.92		
2328 QUE28,34	206	47	22.82		
2333 QUE33	409	30	7.33		
2335 QUE35,50	686	161	23.47		
2342 QUE42	549	139	25.32		
2346 QUE46	139	7	5.04		
2349 QUE49	228	7	3.07		

	VOTES	PERCENT		VOTES	PERCENT
MAYOR VALLEY PARK (Vote for ) 1					
01 = NATHAN GRELLNER	481	88.91	03 = INVALID WRITE-IN	34	6.28
02 = REMOVED BY COURT ORDER	26	4.81			
	01	02	03		
2315 QUE15,20 MER44	0	0	0		
2317 QUE17,40	137	8	4		
2321 QUE21	2	0	0		
2325 QUE25,38,51	51	2	6		
2328 QUE28,34	39	2	2		
2333 QUE33	27	1	0		
2335 QUE35,50	119	7	15		
2342 QUE42	96	6	7		
2346 QUE46	5	0	0		
2349 QUE49	5	0	0		

	VOTES	PERCENT		VOTES	PERCENT
ALDERPERSON VALLEY PARK WARD 1 (Vote for ) 1					
01 = STEPHANIE REYNOLDS	98	56.98	03 = INVALID WRITE-IN	0	
02 = DONALD CHADD	74	43.02			
	01	02	03		
2315 QUE15,20 MER44	0	0	0		
2317 QUE17,40	96	70	0		
2349 QUE49	2	4	0		

	VOTES	PERCENT		VOTES	PERCENT
ALDERPERSON VALLEY PARK WARD 2 (Vote for ) 1					
01 = FRED L. PALMER, JR.	45	32.14	03 = BETTY HALKER	58	41.43
02 = RANDY BOWEN	37	26.43	04 = INVALID WRITE-IN	0	
	01	02	03	04	
2342 QUE42	45	34	55	0	
2346 QUE46	0	3	3	0	

	VOTES	PERCENT		VOTES	PERCENT
ALDERPERSON VALLEY PARK WARD 3 (Vote for ) 1					
01 = MICHAEL A. PENNISE	111	53.88	03 = INVALID WRITE-IN	1	.49
02 = RUSS CAUSEY	94	45.63			
	01	02	03		
2321 QUE21	0	2	0		
2328 QUE28,34	23	22	0		
2335 QUE35,50	88	70	1		

	VOTES	PERCENT		VOTES	PERCENT
ALDERPERSON VALLEY PARK WARD 4 (Vote for ) 1					
01 = MIKE WHITE	87	97.75			
02 = INVALID WRITE-IN	2	2.25			
	01	02			
2325 QUE25,38,51	58	2			
2333 QUE33	29	0			

WE, THE BOARD OF ELECTION COMMISSIONERS OF ST. LOUIS COUNTY, MISSOURI, ACTING AS THE VERIFICATION BOARD PURSUANT TO 115.507,R.S.Mo 1978, HEREBY CERTIFY THE FOREGOING TO BE A TRUE AND CORRECT ABSTRACT OF VOTES CAST FOR THE CANDIDATES AND ISSUES AT THE GENERAL MUNICIPAL ELECTION HELD IN ST. LOUIS COUNTY, MISSOURI, ON APRIL 3, 2012. IN TESTIMONY WHEREOF, WE HAVE HEREUNTO SET OUR HAND AT OUR OFFICE IN MAPLEWOOD, ST. LOUIS COUNTY, MISSOURI, ON APRIL 11, 2012.



CITY OF VELDA CITY  
RUN DATE:04/11/12 11:45 AM

GENERAL MUNICIPAL ELECTION  
ST. LOUIS COUNTY, MISSOURI  
TUESDAY, APRIL 3, 2012

OFFICIAL FINAL RESULTS

	TOTAL	PERCENT		TOTAL	PERCENT
01 = REGISTERED VOTERS - TOTAL	1,000		03 = VOTER TURNOUT - TOTAL	107	10.70
02 = BALLOTS CAST - TOTAL					
	01	02	03		
1909 NOR9	557	55	9.87		
1937 NOR37	443	52	11.74		

	VOTES	PERCENT
ALDERPERSON VELDA CITY WARD 1 (Vote for ) 1		
01 = MARILYN ROUSSAN	42	100.00
02 = INVALID WRITE-IN	0	
	01	02
1937 NOR37	42	0

	VOTES	PERCENT
ALDERPERSON VELDA CITY WARD 2 (Vote for ) 1		
01 = DELORES JONES	40	97.56
02 = INVALID WRITE-IN	1	2.44
	01	02
1909 NOR9	40	1

	VOTES	PERCENT
VELDA CITY-PROPOSITION A **BONDS-CITY STREETS (57.15% NEEDED)** (Vote for ) 1		
01 = YES	88	88.89
02 = NO	11	11.11
	01	02
1909 NOR9	44	7
1937 NOR37	44	4

WE, THE BOARD OF ELECTION COMMISSIONERS OF ST. LOUIS COUNTY, MISSOURI, ACTING AS THE VERIFICATION BOARD PURSUANT TO 115.507,R.S.Mo 1978, HEREBY CERTIFY THE FOREGOING TO BE A TRUE AND CORRECT ABSTRACT OF VOTES CAST FOR THE CANDIDATES AND ISSUES AT THE GENERAL MUNICIPAL ELECTION HELD IN ST. LOUIS COUNTY, MISSOURI, ON APRIL 3, 2012. IN TESTIMONY WHEREOF, WE HAVE HEREUNTO SET OUR HAND AT OUR OFFICE IN MAPLEWOOD, ST. LOUIS COUNTY, MISSOURI, ON APRIL 11, 2012.

?

VILLAGE OF VELDA VLG HILLS  
 RUN DATE:04/11/12 11:45 AM


GENERAL MUNICIPAL ELECTION  
 ST. LOUIS COUNTY, MISSOURI  
 TUESDAY, APRIL 3, 2012

OFFICIAL FINAL RESULTS

	TOTAL	PERCENT		TOTAL	PERCENT
01 = REGISTERED VOTERS - TOTAL	852		03 = VOTER TURNOUT - TOTAL		16.67
02 = BALLOTS CAST - TOTAL	142				
	01	02	03		
2749 UNV49	852	142	16.67		

	VOTES	PERCENT		VOTES	PERCENT
TRUSTEE VELDA VILLAGE HILLS (Vote for ) 2					
01 = CHARLES E. ROBINSON	70	28.93	04 = CELESTINE BEAIRD	52	21.49
02 = EARLENE LUSTER	71	29.34	05 = INVALID WRITE-IN	2	.83
03 = VINCENT WADE	47	19.42			
	01	02	03	04	05
2749 UNV49	70	71	47	52	2

WE, THE BOARD OF ELECTION COMMISSIONERS OF ST. LOUIS COUNTY, MISSOURI, ACTING AS THE VERIFICATION BOARD PURSUANT TO 115.507, R.S. MO 1978, HEREBY CERTIFY THE FOREGOING TO BE A TRUE AND CORRECT ABSTRACT OF VOTES CAST FOR THE CANDIDATES AND ISSUES AT THE GENERAL MUNICIPAL ELECTION HELD IN ST. LOUIS COUNTY, MISSOURI, ON APRIL 3, 2012. IN TESTIMONY WHEREOF, WE HAVE HEREUNTO SET OUR HAND AT OUR OFFICE IN MAPLEWOOD, ST. LOUIS COUNTY, MISSOURI, ON APRIL 11, 2012.





CITY OF VINITA PARK  
RUN DATE:04/11/12 11:44 AM

GENERAL MUNICIPAL ELECTION  
ST. LOUIS COUNTY, MISSOURI  
TUESDAY, APRIL 3, 2012

OFFICIAL FINAL RESULTS

	TOTAL	PERCENT		TOTAL	PERCENT
01 = REGISTERED VOTERS - TOTAL	1,128		03 = VOTER TURNOUT - TOTAL	137	12.15
02 = BALLOTS CAST - TOTAL					
	01	02	03		
1710 MID10	138	33	23.91		
1718 MID18	317	32	10.09		
1720 MID20	18	4	22.22		
1725 MID25	48	5	10.42		
1730 MID30,32	343	21	6.12		
1738 MID38	35	4	11.43		
1755 MID55	229	38	16.59		

	VOTES	PERCENT
COLLECTOR VINITA PARK (UNEXPIRED TERM)		
(Vote for ) 1		
01 = MATT GOERS	110	100.00
02 = RODERICK HERRON (0) W/I VOTES OF	0	
	01	02
1710 MID10	26	0
1718 MID18	27	0
1720 MID20	3	0
1725 MID25	3	0
1730 MID30,32	13	0
1738 MID38	1	0
1755 MID55	37	0

	VOTES	PERCENT
ALDERPERSON VINITA PARK WARD 1		
(Vote for ) 1		
01 = RICHARD REDEL	28	93.33
02 = INVALID WRITE-IN	2	6.67
	01	02
1718 MID18	28	2

	VOTES	PERCENT
ALDERPERSON VINITA PARK WARD 2		
(Vote for ) 1		
01 = ORA M. STOKES	26	96.30
02 = INVALID WRITE-IN	1	3.70
	01	02
1725 MID25	2	1
1730 MID30,32	20	0
1738 MID38	4	0

	VOTES	PERCENT
ALDERPERSON VINITA PARK WARD 3		
(Vote for ) 1		
01 = CELESTE MCGEE	68	98.55
02 = INVALID WRITE-IN	1	1.45
	01	02
1710 MID10	28	1
1720 MID20	3	0
1755 MID55	37	0

WE, THE BOARD OF ELECTION COMMISSIONERS OF ST. LOUIS COUNTY, MISSOURI, ACTING AS THE VERIFICATION BOARD PURSUANT TO 115.507,R.S.Mo 1978, HEREBY CERTIFY THE FOREGOING TO BE A TRUE AND CORRECT ABSTRACT OF VOTES CAST FOR THE CANDIDATES AND ISSUES AT THE GENERAL MUNICIPAL ELECTION HELD IN ST. LOUIS COUNTY, MISSOURI, ON APRIL 3, 2012. IN TESTIMONY WHEREOF, WE HAVE HEREUNTO SET OUR HAND AT OUR OFFICE IN MAPLEWOOD, ST. LOUIS COUNTY, MISSOURI, ON APRIL 11, 2012.



VILLAGE OF VINITA TERRACE  
RUN DATE:04/11/12 11:41 AM

GENERAL MUNICIPAL ELECTION  
ST. LOUIS COUNTY, MISSOURI  
TUESDAY, APRIL 3, 2012

OFFICIAL FINAL RESULTS

	TOTAL	PERCENT		TOTAL	PERCENT
01 = REGISTERED VOTERS - TOTAL	186		03 = VOTER TURNOUT - TOTAL		12.37
02 = BALLOTS CAST - TOTAL	23				
	01	02	03		
2703 UNV3	186	23	12.37		

	VOTES	PERCENT		VOTES	PERCENT
TRUSTEE VINITA TERRACE (Vote for ) 2					
01 = DAN CLASBY	16	42.11	03 = INVALID WRITE-IN	1	2.63
02 = ELAINE L. GREINER	21	55.26			
	01	02	03		
2703 UNV3	16	21	1		

WE, THE BOARD OF ELECTION COMMISSIONERS OF ST. LOUIS COUNTY, MISSOURI, ACTING AS THE VERIFICATION BOARD PURSUANT TO 115.507,R.S.Mo 1978, HEREBY CERTIFY THE FOREGOING TO BE A TRUE AND CORRECT ABSTRACT OF VOTES CAST FOR THE CANDIDATES AND ISSUES AT THE GENERAL MUNICIPAL ELECTION HELD IN ST. LOUIS COUNTY, MISSOURI, ON APRIL 3, 2012. IN TESTIMONY WHEREOF, WE HAVE HEREUNTO SET OUR HAND AT OUR OFFICE IN MAPLEWOOD, ST. LOUIS COUNTY, MISSOURI, ON APRIL 11, 2012.



CITY OF WARSON WOODS  
RUN DATE:04/11/12 11:39 AM

GENERAL MUNICIPAL ELECTION  
ST. LOUIS COUNTY, MISSOURI  
TUESDAY, APRIL 3, 2012

OFFICIAL FINAL RESULTS

	TOTAL	PERCENT		TOTAL	PERCENT
01 = REGISTERED VOTERS - TOTAL	1,541				
02 = BALLOTS CAST - TOTAL	194				
	01	02	03		
0545 CLA45	462	63	13.64		
0560 CLA60	370	56	15.14		
0561 CLA61	352	39	11.08		
1101 JEF1	357	36	10.08		

	VOTES	PERCENT
MAYOR WARSON WOODS (Vote for ) 1		
01 = LAURANCE M. HOWE	167	98.24
02 = INVALID WRITE-IN	3	1.76
	01	02
0545 CLA45	56	2
0560 CLA60	45	1
0561 CLA61	33	0
1101 JEF1	33	0

	VOTES	PERCENT
ALDERPERSON WARSON WOODS WARD 1 (Vote for ) 1		
01 = JUDITH POHL	32	100.00
02 = INVALID WRITE-IN	0	
	01	02
1101 JEF1	32	0

	VOTES	PERCENT
ALDERPERSON WARSON WOODS WARD 2 (Vote for ) 1		
01 = MARK J. THOMPSON	56	100.00
02 = INVALID WRITE-IN	0	
	01	02
0545 CLA45	56	0

	VOTES	PERCENT
ALDERPERSON WARSON WOODS WARD 3 (Vote for ) 1		
01 = GEORGE R. BRUENNING	43	97.73
02 = INVALID WRITE-IN	1	2.27
	01	02
0560 CLA60	43	1

	VOTES	PERCENT
ALDERPERSON WARSON WOODS WARD 4 (Vote for ) 1		
01 = MICHAEL J. DELL'ORCO	33	100.00
02 = INVALID WRITE-IN	0	
	01	02
0561 CLA61	33	0

WE, THE BOARD OF ELECTION COMMISSIONERS OF ST. LOUIS COUNTY, MISSOURI, ACTING AS THE VERIFICATION BOARD PURSUANT TO 115.507, R.S. Mo 1978, HEREBY CERTIFY THE FOREGOING TO BE A TRUE AND CORRECT ABSTRACT OF VOTES CAST FOR THE CANDIDATES AND ISSUES AT THE GENERAL MUNICIPAL ELECTION HELD IN ST. LOUIS COUNTY, MISSOURI, ON APRIL 3, 2012. IN TESTIMONY WHEREOF, WE HAVE HEREUNTO SET OUR HAND AT OUR OFFICE IN MAPLEWOOD, ST. LOUIS COUNTY, MISSOURI, ON APRIL 11, 2012.



CITY OF WEBSTER GROVES  
 RUN DATE:04/11/12 11:38 AM

GENERAL MUNICIPAL ELECTION  
 ST. LOUIS COUNTY, MISSOURI  
 TUESDAY, APRIL 3, 2012

OFFICIAL FINAL RESULTS

	TOTAL PERCENT			TOTAL PERCENT	
01 = REGISTERED VOTERS - TOTAL	16,514			03 = VOTER TURNOUT - TOTAL	11.91
02 = BALLOTS CAST - TOTAL	1,967				
	01	02	03		
0521 CLA21,52	906	69	7.62		
1108 JEF8	613	132	21.53		
1110 JEF10,46	1290	158	12.25		
1113 JEF13,20,48,49	1265	108	8.54		
1114 JEF14,19	1926	213	11.06		
1116 JEF16	625	74	11.84		
1117 JEF17,23,47	1189	120	10.09		
1118 JEF18,24	1520	261	17.17		
1122 JEF22,25,26	976	174	17.83		
1127 JEF27,28	1368	138	10.09		
1130 JEF30,42	1762	197	11.18		
1131 JEF31,44	1686	184	10.91		
1143 JEF43,45	1388	139	10.01		

COUNCIL MEMBER WEBSTER GROVES		VOTES PERCENT					VOTES PERCENT	
(Vote for ) 3								
01 = WESTON ACKERMANN		601	11.81					
02 = DEBI SALBERG		1,408	27.67	04 = ANNE TOLAN		1,497	29.42	
03 = KATHY HART		1,554	30.54	05 = INVALID WRITE-IN		28	.55	
		01	02	03	04	05		
0521 CLA21,52		16	54	54	56	3		
1108 JEF8		49	92	99	98	1		
1110 JEF10,46		62	104	126	122	1		
1113 JEF13,20,48,49		26	81	89	93	1		
1114 JEF14,19		56	164	173	171	1		
1116 JEF16		30	48	57	51	1		
1117 JEF17,23,47		44	81	87	86	1		
1118 JEF18,24		60	187	212	209	2		
1122 JEF22,25,26		46	126	138	131	7		
1127 JEF27,28		36	96	108	106	3		
1130 JEF30,42		58	156	160	133	0		
1131 JEF31,44		62	115	152	133	1		
1143 JEF43,45		56	104	99	108	6		

WE, THE BOARD OF ELECTION COMMISSIONERS OF ST. LOUIS COUNTY, MISSOURI, ACTING AS THE VERIFICATION BOARD PURSUANT TO 115.507,R.S.Mo 1978, HEREBY CERTIFY THE FOREGOING TO BE A TRUE AND CORRECT ABSTRACT OF VOTES CAST FOR THE CANDIDATES AND ISSUES AT THE GENERAL MUNICIPAL ELECTION HELD IN ST. LOUIS COUNTY, MISSOURI, ON APRIL 3, 2012. IN TESTIMONY WHEREOF, WE HAVE HEREUNTO SET OUR HAND AT OUR OFFICE IN MAPLEWOOD, ST. LOUIS COUNTY, MISSOURI, ON APRIL 11, 2012.



CITY OF WELLSTON  
 RUN DATE:04/30/12 01:02 PM

GENERAL MUNICIPAL ELECTION  
 ST. LOUIS COUNTY, MISSOURI  
 TUESDAY, APRIL 3, 2012

OFFICIAL FINAL RESULTS

	TOTAL	PERCENT		TOTAL	PERCENT
01 = REGISTERED VOTERS - TOTAL	744		03 = VOTER TURNOUT - TOTAL		13.44
02 = BALLOTS CAST - TOTAL	100				
	01	02	03		
2707 UNV7	325	12	3.69		
2709 UNV9	257	81	31.52		
2711 UNV11	162	7	4.32		

	VOTES	PERCENT
COUNCIL MEMBER WELLSTON WARD 2 (Vote for ) 1		
01 = JANET DIXON	7	100.00
02 = INVALID WRITE-IN	0	
	01	02
2707 UNV7	7	0

	VOTES	PERCENT
COUNCIL MEMBER WELLSTON WARD 4 (Vote for ) 1		
01 = SAMUEL (SAM) SHANNON	43	54.43
02 = DWIGHT WHITFIELD (35) W/I VOTES OF	36	45.57
	01	02
2709 UNV9	43	36

	VOTES	PERCENT
COUNCIL MEMBER WELLSTON WARD 6 (Vote for ) 1		
01 = YVONNE HAWKINS	4	100.00
02 = INVALID WRITE-IN	0	
	01	02
2711 UNV11	4	0

WE, THE BOARD OF ELECTION COMMISSIONERS OF ST. LOUIS COUNTY, MISSOURI, ACTING AS THE VERIFICATION BOARD PURSUANT TO 115.507,R.S.Mo 1978, HEREBY CERTIFY THE FOREGOING TO BE A TRUE AND CORRECT ABSTRACT OF VOTES CAST FOR THE CANDIDATES AND ISSUES AT THE GENERAL MUNICIPAL ELECTION HELD IN ST. LOUIS COUNTY, MISSOURI, ON APRIL 3, 2012. IN TESTIMONY WHEREOF, WE HAVE HEREUNTO SET OUR HAND AT OUR OFFICE IN MAPLEWOOD, ST. LOUIS COUNTY, MISSOURI, ON APRIL 11, 2012.



VILLAGE OF WESTWOOD  
 RUN DATE:04/11/12 11:36 AM

GENERAL MUNICIPAL ELECTION  
 ST. LOUIS COUNTY, MISSOURI  
 TUESDAY, APRIL 3, 2012

OFFICIAL FINAL RESULTS

	TOTAL			PERCENT		TOTAL		PERCENT
01 = REGISTERED VOTERS - TOTAL	252				03 = VOTER TURNOUT - TOTAL	23.02		
02 = BALLOTS CAST - TOTAL	58							
	01	02	03					
0339 CC39,43	106	49	46.23					
0340 CC40,48	146	9	6.16					

	VOTES			PERCENT		VOTES		PERCENT
TRUSTEE WESTWOOD (Vote for ) 2	54			55.67				
01 = FRED BERGER	42			43.30	03 = INVALID WRITE-IN	1		1.03
02 = REED SHAFER	01	02	03					
0339 CC39,43	45	33	1					
0340 CC40,48	9	9	0					

WE, THE BOARD OF ELECTION COMMISSIONERS OF ST. LOUIS COUNTY, MISSOURI, ACTING AS THE VERIFICATION BOARD PURSUANT TO 115.507,R.S.Mo 1978, HEREBY CERTIFY THE FOREGOING TO BE A TRUE AND CORRECT ABSTRACT OF VOTES CAST FOR THE CANDIDATES AND ISSUES AT THE GENERAL MUNICIPAL ELECTION HELD IN ST. LOUIS COUNTY, MISSOURI, ON APRIL 3, 2012. IN TESTIMONY WHEREOF, WE HAVE HEREUNTO SET OUR HAND AT OUR OFFICE IN MAPLEWOOD, ST. LOUIS COUNTY, MISSOURI, ON APRIL 11, 2012.



VILLAGE OF WILBUR PARK  
RESULTS

GENERAL MUNICIPAL ELECTION

OFFICIAL FINAL

RUN DATE:04/11/12 11:35 AM

ST. LOUIS COUNTY, MISSOURI  
TUESDAY, APRIL 3, 2012

	TOTAL	PERCENT		TOTAL	PERCENT
01 = REGISTERED VOTERS - TOTAL	321		03 = VOTER TURNOUT - TOTAL		27.10
02 = BALLOTS CAST - TOTAL	87				
	01	02	03		
0634 CON34	321	87	27.10		

	VOTES	PERCENT		VOTES	PERCENT
TRUSTEE WILBUR PARK (Vote for ) 2					
01 = VERNON A. FOERSTEL	29	22.48	03 = BEN GATHARD	42	32.56
02 = JC WHEELER	57	44.19	04 = INVALID WRITE-IN	1	.78
	01	02	03	04	
0634 CON34	29	57	42	1	

WE, THE BOARD OF ELECTION COMMISSIONERS OF ST. LOUIS COUNTY, MISSOURI, ACTING AS THE VERIFICATION BOARD PURSUANT TO 115.507,R.S.Mo 1978, HEREBY CERTIFY THE FOREGOING TO BE A TRUE AND CORRECT ABSTRACT OF VOTES CAST FOR THE CANDIDATES AND ISSUES AT THE GENERAL MUNICIPAL ELECTION HELD IN ST. LOUIS COUNTY, MISSOURI, ON APRIL 3, 2012. IN TESTIMONY WHEREOF, WE HAVE HEREUNTO SET OUR HAND AT OUR OFFICE IN MAPLEWOOD, ST. LOUIS COUNTY, MISSOURI, ON APRIL 11, 2012.



CITY OF WINCHESTER  
 RUN DATE:04/11/12 11:33 AM

GENERAL MUNICIPAL ELECTION  
 ST. LOUIS COUNTY, MISSOURI  
 TUESDAY, APRIL 3, 2012


OFFICIAL FINAL RESULTS

	TOTAL	PERCENT		TOTAL	PERCENT
01 = REGISTERED VOTERS - TOTAL	912		03 = VOTER TURNOUT - TOTAL		11.95
02 = BALLOTS CAST - TOTAL	109				
	01	02	03		
1248 LAF48	223	49	21.97		
2326 QUE26 LAF46	425	32	7.53		
2327 QUE27 LAF47	264	28	10.61		

	VOTES	PERCENT		VOTES	PERCENT
ALDERPERSON WINCHESTER WARD 1					
(Vote for ) 1					
01 = CAROL J. KRAFT	37	50.00			
02 = BRAD MASON	3	4.05	04 = THOMAS P. HENNESSY	12	16.22
03 = KARL W. KOEB	22	29.73	05 = INVALID WRITE-IN	0	
	01	02	03	04	05
1248 LAF48	24	0	15	9	0
2327 QUE27 LAF47	13	3	7	3	0

	VOTES	PERCENT		VOTES	PERCENT
ALDERPERSON WINCHESTER WARD 2					
(Vote for ) 1					
01 = MICHAEL SCHMIDT	30	100.00			
02 = INVALID WRITE-IN	0				
	01	02			
2326 QUE26 LAF46	30	0			

WE, THE BOARD OF ELECTION COMMISSIONERS OF ST. LOUIS COUNTY, MISSOURI, ACTING AS THE VERIFICATION BOARD PURSUANT TO 115.507, R.S. MO 1978, HEREBY CERTIFY THE FOREGOING TO BE A TRUE AND CORRECT ABSTRACT OF VOTES CAST FOR THE CANDIDATES AND ISSUES AT THE GENERAL MUNICIPAL ELECTION HELD IN ST. LOUIS COUNTY, MISSOURI, ON APRIL 3, 2012. IN TESTIMONY WHEREOF, WE HAVE HEREUNTO SET OUR HAND AT OUR OFFICE IN MAPLEWOOD, ST. LOUIS COUNTY, MISSOURI, ON APRIL 11, 2012.





CITY OF GREEN PARK  
 RUN DATE:04/11/12 11:32 AM

GENERAL MUNICIPAL ELECTION  
 ST. LOUIS COUNTY, MISSOURI  
 TUESDAY, APRIL 3, 2012

OFFICIAL FINAL RESULTS

	TOTAL	PERCENT		TOTAL	PERCENT
01 = REGISTERED VOTERS - TOTAL	1,699		03 = VOTER TURNOUT - TOTAL	228	13.42
02 = BALLOTS CAST - TOTAL	228				
	01	02	03		
0611 CON11	405	28	6.91		
0612 CON12	4	0	.00		
0614 CON14	283	47	16.61		
0616 CON16	381	50	13.12		
0621 CON21,56,57	626	103	16.45		

	VOTES	PERCENT		VOTES	PERCENT
ALDERPERSON GREEN PARK WARD 1 (Vote for ) 1					
01 = CAROL HAMILTON	75	75.76			
02 = RONALD KRAMER (22) W/I VOTES OF	24	24.24			
	01	02			
0612 CON12	0	0			
0621 CON21,56,57	75	24			

	VOTES	PERCENT		VOTES	PERCENT
ALDERPERSON GREEN PARK WARD 2 (Vote for ) 1					
01 = JACKIE WILSON	79	83.16			
02 = MARK FRIEDERICH	16	16.84	03 = INVALID WRITE-IN	0	
	01	02	03		
0614 CON14	40	6	0		
0616 CON16	39	10	0		

	VOTES	PERCENT		VOTES	PERCENT
ALDERPERSON GREEN PARK WARD 3 (Vote for ) 1					
01 = FRED BARAS	24	96.00			
02 = INVALID WRITE-IN	1	4.00			
	01	02			
0611 CON11	24	1			

WE, THE BOARD OF ELECTION COMMISSIONERS OF ST. LOUIS COUNTY, MISSOURI, ACTING AS THE VERIFICATION BOARD PURSUANT TO 115.507,R.S.Mo 1978, HEREBY CERTIFY THE FOREGOING TO BE A TRUE AND CORRECT ABSTRACT OF VOTES CAST FOR THE CANDIDATES AND ISSUES AT THE GENERAL MUNICIPAL ELECTION HELD IN ST. LOUIS COUNTY, MISSOURI, ON APRIL 3, 2012. IN TESTIMONY WHEREOF, WE HAVE HEREUNTO SET OUR HAND AT OUR OFFICE IN MAPLEWOOD, ST. LOUIS COUNTY, MISSOURI, ON APRIL 11, 2012.



CITY OF WILDWOOD  
 RUN DATE:04/11/12 11:30 AM

GENERAL MUNICIPAL ELECTION  
 ST. LOUIS COUNTY, MISSOURI  
 TUESDAY, APRIL 3, 2012

OFFICIAL FINAL RESULTS

	TOTAL	PERCENT	03 = VOTER TURNOUT - TOTAL	TOTAL	PERCENT
01 = REGISTERED VOTERS - TOTAL	24,375				
02 = BALLOTS CAST - TOTAL	5,419				22.23
	01	02	03		
0401 CHE1	641	144	22.46		
0405 CHE5,6,17	1212	263	21.70		
0407 CHE7,56,57	842	214	25.42		
0413 CHE13	1831	452	24.69		
0420 CHE20,29	847	236	27.86		
0424 CHE24	339	66	19.47		
0425 CHE25	652	139	21.32		
0426 CHE26	234	39	16.67		
0427 CHE27,35,47	508	140	27.56		
0428 CHE28	1219	201	16.49		
0434 CHE34,53,55	1224	295	24.10		
0438 CHE38,39 WH3	478	88	18.41		
0440 CHE40	377	108	28.65		
0443 CHE43,50 MER2,5	1122	241	21.48		
0446 CHE46,51,54 MER4	461	91	19.74		
0449 CHE49 MER3,26	829	175	21.11		
1508 MER8,10,51	807	120	14.87		
1528 MER28	192	50	26.04		
1535 MER35	8	1	12.50		
2802 WH2	175	43	24.57		
2804 WH4,10,12	527	138	26.19		
2805 WH5,7	240	60	25.00		
2808 WH8	1338	328	24.51		
2809 WH9	1960	448	22.86		
2813 WH13	831	165	19.86		
2814 WH14	450	107	23.78		
2818 WH18	156	4	2.56		
2819 WH19	575	108	18.78		
2820 WH20	1194	251	21.02		
2821 WH21	1130	193	17.08		
2822 WH22	222	66	29.73		
2823 WH23,26 CHE21	1754	445	25.37		

	VOTES	PERCENT	03 = INVALID WRITE-IN	VOTES	PERCENT
MAYOR WILDWOOD (Vote for ) 1					
01 = ED MARSHALL	1,766	33.86			
02 = TIM WOERTHER	3,440	65.96		9	.17
	01	02	03		
0401 CHE1	50	86	0		
0405 CHE5,6,17	100	156	0		
0407 CHE7,56,57	51	152	0		
0413 CHE13	185	246	2		
0420 CHE20,29	75	155	1		
0424 CHE24	25	39	0		
0425 CHE25	35	92	1		
0426 CHE26	22	16	0		
0427 CHE27,35,47	33	105	0		
0428 CHE28	70	122	0		
0434 CHE34,53,55	86	201	0		
0438 CHE38,39 WH3	25	61	0		
0440 CHE40	26	75	1		
0443 CHE43,50 MER2,5	83	151	0		
0446 CHE46,51,54 MER4	33	55	0		
0449 CHE49 MER3,26	47	119	0		
1508 MER8,10,51	30	84	0		
1528 MER28	14	34	0		
1535 MER35	0	1	0		
2802 WH2	9	32	0		
2804 WH4,10,12	49	87	0		
2805 WH5,7	19	35	1		
2808 WH8	90	227	0		
2809 WH9	148	288	2		
2813 WH13	62	92	0		
2814 WH14	51	55	0		
2818 WH18	1	3	0		
2819 WH19	35	68	0		
2820 WH20	72	163	0		
2821 WH21	67	118	0		
2822 WH22	22	43	0		
2823 WH23,26 CHE21	151	279	1		

	VOTES	PERCENT	03 = RAY KOLLAR	04 = INVALID WRITE-IN	VOTES	PERCENT
COUNCIL MEMBER WILDWOOD WARD 1 (TWO YEAR MOST VOTES/ONE YEAR NEXT MOST) (Vote for ) 2						
01 = LARRY W. MCGOWEN	422	36.07			299	25.56
02 = DAVE GEILE	441	37.69			8	.68
	01	02	03	04		
0401 CHE1	55	51	78	0		
0407 CHE7,56,57	132	142	65	1		
0427 CHE27,35,47	88	85	40	2		
0434 CHE34,53,55	147	163	116	5		

	VOTES	PERCENT	VOTES	PERCENT
COUNCIL MEMBER WILDWOOD WARD 2				

(Vote for ) 1  
01 = RANDY LADD  
02 = DAN TOPIK

278 43.64  
260 40.82

03 = BILL EGGERS  
04 = INVALID WRITE-IN

96 15.07  
3 .47

-----  
01 02 03 04  
-----

0413 CHE13 192 168 61 1  
0426 CHE26 20 9 7 1  
0428 CHE28 66 83 28 1

COUNCIL MEMBER WILDWOOD WARD 3  
(Vote for ) 1

01 = TAMMY SHEA  
02 = RICHARD STURMAN

VOTES PERCENT  
397 51.29  
377 48.71

03 = INVALID WRITE-IN

VOTES PERCENT  
0

-----  
01 02 03  
-----

0405 CHE5,6,17 128 125 0  
0420 CHE20,29 124 100 0  
0425 CHE25 87 42 0  
0440 CHE40 38 64 0  
2822 WH22 20 46 0

COUNCIL MEMBER WILDWOOD WARD 4  
(Vote for ) 1

01 = JACK L. CLARK  
02 = INVALID WRITE-IN

VOTES PERCENT  
442 97.79  
10 2.21

-----  
01 02  
-----

0424 CHE24 47 3  
2818 WH18 1 0  
2819 WH19 83 0  
2823 WH23,26 CHE21 311 7

COUNCIL MEMBER WILDWOOD WARD 5  
(TWO YEAR MOST VOTES/ONE YEAR NEXT MOST)

(Vote for ) 2  
01 = DEBRA SMITH McCUTCHEEN  
02 = DAVE BERTOLINO

VOTES PERCENT  
295 50.34  
286 48.81

03 = INVALID WRITE-IN

VOTES PERCENT  
5 .85

-----  
01 02 03  
-----

2820 WH20 160 165 2  
2821 WH21 135 121 3

COUNCIL MEMBER WILDWOOD WARD 6  
(Vote for ) 1

01 = COLLEEN MURPHY  
02 = INVALID WRITE-IN

VOTES PERCENT  
491 99.59  
2 .41

-----  
01 02  
-----

0438 CHE38,39 WH3 63 0  
0443 CHE43,50 MER2,5 163 1  
0446 CHE46,51,54 MER4 62 1  
0449 CHE49 MER3,26 131 0  
1528 MER28 36 0  
1535 MER35 1 0  
2802 WH2 35 0

COUNCIL MEMBER WILDWOOD WARD 7  
(Vote for ) 1

01 = JIM KRANZ  
02 = INVALID WRITE-IN

VOTES PERCENT  
463 98.93  
5 1.07

-----  
01 02  
-----

2808 WH8 246 4  
2813 WH13 128 0  
2814 WH14 89 1

COUNCIL MEMBER WILDWOOD WARD 8  
(Vote for ) 1

01 = LARRY GOODSON  
02 = INVALID WRITE-IN

VOTES PERCENT  
600 98.36  
10 1.64

-----  
01 02  
-----

1508 MER8,10,51 97 1  
2804 WH4,10,12 110 4  
2805 WH5,7 44 0  
2809 WH9 349 5

WE, THE BOARD OF ELECTION COMMISSIONERS OF ST. LOUIS COUNTY, MISSOURI, ACTING AS THE VERIFICATION BOARD PURSUANT TO 115.507, R.S. MO 1978, HEREBY CERTIFY THE FOREGOING TO BE A TRUE AND CORRECT ABSTRACT OF VOTES CAST FOR THE CANDIDATES AND ISSUES AT THE GENERAL MUNICIPAL ELECTION HELD IN ST. LOUIS COUNTY, MISSOURI, ON APRIL 3, 2012. IN TESTIMONY WHEREOF, WE HAVE HEREUNTO SET OUR HAND AT OUR OFFICE IN MAPLEWOOD, ST. LOUIS COUNTY, MISSOURI, ON APRIL 11, 2012.



AFFTON SCHOOL DISTRICT  
 RUN DATE:04/11/12 11:43 AM

GENERAL MUNICIPAL ELECTION  
 ST. LOUIS COUNTY, MISSOURI  
 TUESDAY, APRIL 3, 2012

OFFICIAL FINAL RESULTS

	TOTAL PERCENT			TOTAL PERCENT	
01 = REGISTERED VOTERS - TOTAL	16,557		03 = VOTER TURNOUT - TOTAL	15.38	
02 = BALLOTS CAST - TOTAL	2,547				
	01	02	03		
0604 CON4,6,44	1504	210	13.96		
0607 CON7,40,41	275	47	17.09		
0608 CON8,27,35,39	1596	246	15.41		
0609 CON9	1033	132	12.78		
0619 CON19	13	1	7.69		
0636 CON36	374	76	20.32		
0638 CON38	142	25	17.61		
0907 GRA7,19,20,54	1760	247	14.03		
0913 GRA13	278	54	19.42		
0915 GRA15,30,35	1341	244	18.20		
0916 GRA16,21,23,31	1848	236	12.77		
0918 GRA18,34,37	1159	177	15.27		
0922 GRA22,38	1713	287	16.75		
0939 GRA39	89	14	15.73		
0956 GRA56	109	13	11.93		
1105 JEF5,7,41	897	96	10.70		
1106 JEF6,12,21	574	157	27.35		
1109 JEF9	238	49	20.59		
1111 JEF11	319	36	11.29		
1115 JEF15	476	86	18.07		
1129 JEF29,38	819	114	13.92		

DIRECTOR AFFTON SCHOOL DISTRICT (UNEXPIRED TERM) (Vote for ) 1	VOTES PERCENT			VOTES PERCENT	
01 = JASON HARMAN	538	23.82	03 = INVALID WRITE-IN	15	.66
02 = PATRICIA ZAHN	1,706	75.52			
	01	02	03		
0604 CON4,6,44	48	137	1		
0607 CON7,40,41	13	28	0		
0608 CON8,27,35,39	48	169	2		
0609 CON9	29	84	1		
0619 CON19	1	0	0		
0636 CON36	25	44	1		
0638 CON38	3	20	0		
0907 GRA7,19,20,54	36	187	4		
0913 GRA13	11	34	1		
0915 GRA15,30,35	67	154	1		
0916 GRA16,21,23,31	44	167	2		
0918 GRA18,34,37	38	118	0		
0922 GRA22,38	38	231	0		
0939 GRA39	5	7	0		
0956 GRA56	1	11	0		
1105 JEF5,7,41	29	46	2		
1106 JEF6,12,21	25	105	0		
1109 JEF9	15	26	0		
1111 JEF11	10	23	0		
1115 JEF15	21	56	0		
1129 JEF29,38	31	59	0		

WE, THE BOARD OF ELECTION COMMISSIONERS OF ST. LOUIS COUNTY, MISSOURI, ACTING AS THE VERIFICATION BOARD PURSUANT TO 115.507,R.S.Mo 1978, HEREBY CERTIFY THE FOREGOING TO BE A TRUE AND CORRECT ABSTRACT OF VOTES CAST FOR THE CANDIDATES AND ISSUES AT THE GENERAL MUNICIPAL ELECTION HELD IN ST. LOUIS COUNTY, MISSOURI, ON APRIL 3, 2012. IN TESTIMONY WHEREOF, WE HAVE HEREUNTO SET OUR HAND AT OUR OFFICE IN MAPLEWOOD, ST. LOUIS COUNTY, MISSOURI, ON APRIL 11, 2012.



BAYLESS SCHOOL DISTRICT  
 RUN DATE:04/11/12 11:44 AM

GENERAL MUNICIPAL ELECTION  
 ST. LOUIS COUNTY, MISSOURI  
 TUESDAY, APRIL 3, 2012

OFFICIAL FINAL RESULTS

	TOTAL	PERCENT		TOTAL	PERCENT
01 = REGISTERED VOTERS - TOTAL	7,581		03 = VOTER TURNOUT - TOTAL	1,667	21.99
02 = BALLOTS CAST - TOTAL	1,667				
	01	02	03		
0605 CON5 GRA42 LEM19	1995	432	21.65		
0634 CON34	321	87	27.10		
0925 GRA25	830	153	18.43		
0933 GRA33 CON17	1207	254	21.04		
0940 GRA40 CON2	1288	351	27.25		
1410 LEM10	841	167	19.86		
1411 LEM11,14,20,43	713	127	17.81		
1426 LEM26	137	29	21.17		
1427 LEM27	119	34	28.57		
1428 LEM28	130	33	25.38		

DIRECTOR BAYLESS CONSOLIDATED SCHOOL DISTRICT	VOTES	PERCENT		VOTES	PERCENT
(Vote for ) 2					
01 = JEFFREY S. ROBINSON	672	31.17	03 = MIKE FOX	818	37.94
02 = STEPHEN E. POPE	638	29.59	04 = INVALID WRITE-IN	28	1.30
	01	02	03	04	
0605 CON5 GRA42 LEM19	171	170	199	9	
0634 CON34	24	29	49	0	
0925 GRA25	64	55	74	4	
0933 GRA33 CON17	93	106	129	8	
0940 GRA40 CON2	149	126	181	2	
1410 LEM10	70	64	89	0	
1411 LEM11,14,20,43	55	53	56	5	
1426 LEM26	11	7	16	0	
1427 LEM27	17	14	12	0	
1428 LEM28	18	14	13	0	

BAYLESS CONSOLIDATED SCHOOL DISTRICT-PROPOSITION B	VOTES	PERCENT		VOTES	PERCENT
**OPERATING TAX LEVY**					
(Vote for ) 1					
01 = YES	948	58.02			
02 = NO	686	41.98			
	01	02			
0605 CON5 GRA42 LEM19	266	160			
0634 CON34	51	34			
0925 GRA25	84	66			
0933 GRA33 CON17	128	116			
0940 GRA40 CON2	167	176			
1410 LEM10	113	52			
1411 LEM11,14,20,43	75	51			
1426 LEM26	16	13			
1427 LEM27	24	10			
1428 LEM28	24	8			

WE, THE BOARD OF ELECTION COMMISSIONERS OF ST. LOUIS COUNTY, MISSOURI, ACTING AS THE VERIFICATION BOARD PURSUANT TO 115.507,R.S.Mo 1978, HEREBY CERTIFY THE FOREGOING TO BE A TRUE AND CORRECT ABSTRACT OF VOTES CAST FOR THE CANDIDATES AND ISSUES AT THE GENERAL MUNICIPAL ELECTION HELD IN ST. LOUIS COUNTY, MISSOURI, ON APRIL 3, 2012. IN TESTIMONY WHEREOF, WE HAVE HEREUNTO SET OUR HAND AT OUR OFFICE IN MAPLEWOOD, ST. LOUIS COUNTY, MISSOURI, ON APRIL 11, 2012.



CLAYTON SCHOOL DISTRICT  
 RUN DATE:04/11/12 11:45 AM

GENERAL MUNICIPAL ELECTION  
 ST. LOUIS COUNTY, MISSOURI  
 TUESDAY, APRIL 3, 2012

OFFICIAL FINAL RESULTS

	TOTAL PERCENT			TOTAL PERCENT	
01 = REGISTERED VOTERS - TOTAL	02 = BALLOTS CAST - TOTAL	03 = VOTER TURNOUT - TOTAL			
			9,912		17.04
			1,689		
	01	02	03		
0502 CLA2	441	83	18.82		
0503 CLA3,10,11,62	1964	380	19.35		
0504 CLA4	473	104	21.99		
0508 CLA8,44,53	932	228	24.46		
0509 CLA9	440	70	15.91		
0519 CLA19	204	16	7.84		
1001 HAD1,2,3	1925	335	17.40		
1004 HAD4,14	1879	243	12.93		
1005 HAD5,37	407	67	16.46		
1015 HAD15,16	811	124	15.29		
1018 HAD18	5	0	.00		
1020 HAD20	306	30	9.80		
1043 HAD43	125	9	7.20		

DIRECTOR CLAYTON SCHOOL DISTRICT		VOTES PERCENT				VOTES PERCENT	
(Vote for ) 2							
01 = JANE FERGUSON KLAMER		966	34.82	03 = LILY RAYMOND	810	29.20	
02 = DARRYL A. HIGUCHI		981	35.36	04 = INVALID WRITE-IN	17	.61	
		01	02	03	04		
0502 CLA2		53	34	64	0		
0503 CLA3,10,11,62		203	248	147	1		
0504 CLA4		62	59	42	1		
0508 CLA8,44,53		115	153	92	3		
0509 CLA9		43	31	46	3		
0519 CLA19		11	5	12	0		
1001 HAD1,2,3		208	158	198	2		
1004 HAD4,14		133	166	90	7		
1005 HAD5,37		42	32	38	0		
1015 HAD15,16		72	72	64	0		
1018 HAD18		0	0	0	0		
1020 HAD20		18	18	15	0		
1043 HAD43		6	5	2	0		

WE, THE BOARD OF ELECTION COMMISSIONERS OF ST. LOUIS COUNTY, MISSOURI, ACTING AS THE VERIFICATION BOARD PURSUANT TO 115.507,R.S.Mo 1978, HEREBY CERTIFY THE FOREGOING TO BE A TRUE AND CORRECT ABSTRACT OF VOTES CAST FOR THE CANDIDATES AND ISSUES AT THE GENERAL MUNICIPAL ELECTION HELD IN ST. LOUIS COUNTY, MISSOURI, ON APRIL 3, 2012. IN TESTIMONY WHEREOF, WE HAVE HEREUNTO SET OUR HAND AT OUR OFFICE IN MAPLEWOOD, ST. LOUIS COUNTY, MISSOURI, ON APRIL 11, 2012.



FERGUSON REORGANIZED R-2 SCH  
 RUN DATE:04/11/12 08:33 AM

GENERAL MUNICIPAL ELECTION  
 ST. LOUIS COUNTY, MISSOURI  
 TUESDAY, APRIL 3, 2012

OFFICIAL FINAL RESULTS

	TOTAL	PERCENT	03 = VOTER TURNOUT - TOTAL	TOTAL	PERCENT
01 = REGISTERED VOTERS - TOTAL	42,806				12.25
02 = BALLOTS CAST - TOTAL	5,245				
	01	02	03		
0110 AP10	1025	143	13.95		
0127 AP27	681	97	14.24		
0136 AP36	123	6	4.88		
0154 AP54 NRW2	560	86	15.36		
0703 FER3	145	6	4.14		
0705 FER5	1067	170	15.93		
0709 FER9,10	530	161	30.38		
0712 FER12 NRW9	446	28	6.28		
0713 FER13,23	813	93	11.44		
0715 FER15	264	43	16.29		
0720 FER20	194	41	21.13		
0721 FER21 NRW1	356	14	3.93		
0724 FER24	856	40	4.67		
0731 FER31 NRW25	673	65	9.66		
0732 FER32,40	675	99	14.67		
0733 FER33,36	738	93	12.60		
0734 FER34,35	1522	129	8.48		
0738 FER38,47	619	90	14.54		
0745 FER45	238	19	7.98		
0748 FER48,51	334	31	9.28		
0750 FER50	413	56	13.56		
0803 FLO3,44	1449	182	12.56		
0804 FLO4	1404	137	9.76		
0805 FLO5,15,25	995	100	10.05		
0806 FLO6,13	1347	201	14.92		
0807 FLO7,29,34	1149	252	21.93		
0808 FLO8,37	1293	155	11.99		
0811 FLO11	546	68	12.45		
0812 FLO12	389	51	13.11		
0814 FLO14,28	1510	171	11.32		
0816 FLO16,26,33,41	1446	104	7.19		
0817 FLO17 SPL18	1537	249	16.20		
0818 FLO18	533	40	7.50		
0819 FLO19,24	1647	138	8.38		
0820 FLO20,31,32,39	1086	112	10.31		
0822 FLO22	454	44	9.69		
0823 FLO23	1208	224	18.54		
0830 FLO30 NW5	703	44	6.26		
1904 NOR4,10	776	106	13.66		
1912 NOR12	656	43	6.55		
1913 NOR13	143	10	6.99		
2003 NRW3,4 AP38	1751	355	20.27		
2005 NRW5	1125	219	19.47		
2006 NRW6	124	22	17.74		
2007 NRW7,17	1548	102	6.59		
2008 NRW8	111	29	26.13		
2015 NRW15	90	36	40.00		
2019 NRW19,20	1261	80	6.34		
2021 NRW21,24	1280	67	5.23		
2029 NRW29	105	32	30.48		
2512 SPL12 FER46 FLO43	687	71	10.33		
2516 SPL16	776	59	7.60		
2520 SPL20,26	1405	232	16.51		

DIRECTOR FERGUSON REORGANIZED R-2 SCHOOL DISTRICT	VOTES PERCENT				VOTES PERCENT	
(Vote for ) 2						
01 = BRIAN SCOTT EBERT	2,809	37.94			1,988	26.85
02 = PAUL SCHROEDER	2,566	34.66			41	.55
				03 = BARBARA MORRIS		
				04 = INVALID WRITE-IN		
	01	02	03	04		
0110 AP10	58	65	60	0		
0127 AP27	23	24	52	0		
0136 AP36	1	3	4	0		
0154 AP54 NRW2	12	20	50	0		
0703 FER3	4	3	3	0		
0705 FER5	94	78	81	2		
0709 FER9,10	67	71	58	0		
0712 FER12 NRW9	15	12	13	0		
0713 FER13,23	38	50	35	1		
0715 FER15	23	25	17	0		
0720 FER20	22	26	12	0		
0721 FER21 NRW1	5	7	5	0		
0724 FER24	20	20	16	0		
0731 FER31 NRW25	42	35	21	0		
0732 FER32,40	64	48	32	3		
0733 FER33,36	54	59	26	1		
0734 FER34,35	67	61	58	0		
0738 FER38,47	63	41	23	0		
0745 FER45	8	5	13	0		
0748 FER48,51	14	13	18	0		
0750 FER50	31	31	17	2		
0803 FLO3,44	116	105	52	3		
0804 FLO4	91	81	52	6		
0805 FLO5,15,25	62	55	39	0		
0806 FLO6,13	120	92	64	0		
0807 FLO7,29,34	186	146	57	3		
0808 FLO8,37	94	86	47	3		
0811 FLO11	48	33	19	0		
0812 FLO12	42	32	6	0		
0814 FLO14,28	115	107	46	1		
0816 FLO16,26,33,41	64	63	24	0		
0817 FLO17 SPL18	141	140	85	7		



0818 FLO18	30	32	6	0
0819 FLO19,24	84	73	64	1
0820 FLO20,31,32,39	67	63	22	3
0822 FLO22	31	26	10	1
0823 FLO23	145	160	49	0
0830 FLO30 NW5	20	24	18	0
1904 NOR4,10	47	39	55	0
1912 NOR12	21	10	19	0
1913 NOR13	3	5	5	0
2003 NRW3,4 AP38	137	90	224	1
2005 NRW5	68	31	121	0
2006 NRW6	5	3	16	0
2007 NRW7,17	55	46	45	0
2008 NRW8	11	4	13	0
2015 NRW15	4	10	15	0
2019 NRW19,20	47	41	33	1
2021 NRW21,24	25	22	44	2
2029 NRW29	2	4	12	0
2512 SPL12 FER46 FLO43	41	46	32	0
2516 SPL16	38	37	20	0
2520 SPL20,26	124	163	60	0

=====

WE, THE BOARD OF ELECTION COMMISSIONERS OF ST. LOUIS COUNTY, MISSOURI, ACTING AS THE VERIFICATION BOARD PURSUANT TO 115.507,R.S.Mo 1978, HEREBY CERTIFY THE FOREGOING TO BE A TRUE AND CORRECT ABSTRACT OF VOTES CAST FOR THE CANDIDATES AND ISSUES AT THE GENERAL MUNICIPAL ELECTION HELD IN ST. LOUIS COUNTY, MISSOURI, ON APRIL 3, 2012. IN TESTIMONY WHEREOF, WE HAVE HEREUNTO SET OUR HAND AT OUR OFFICE IN MAPLEWOOD, ST. LOUIS COUNTY, MISSOURI, ON APRIL 11, 2012.

?

RUN DATE:04/11/12 11:47 AM

01 = REGISTERED VOTERS - TOTAL  
02 = BALLOTS CAST - TOTAL

TOTAL PERCENT  
4,561  
305

03 = VOTER TURNOUT - TOTAL

TOTAL PERCENT  
6.69

	01	02	03
1401 LEM1,5	1536	79	5.14
1402 LEM2,3,34	1553	116	7.47
1407 LEM7,9	1390	92	6.62
1425 LEM25	82	18	21.95

DIRECTOR HANCOCK PLACE SCHOOL DISTRICT  
(Vote for ) 2  
01 = KEVIN S. JOHNSON  
02 = MICHELLE A. COMPTON

VOTES PERCENT  
159 31.12  
190 37.18

03 = ERIC BISCHOFF  
04 = INVALID WRITE-IN

VOTES PERCENT  
160 31.31  
2 .39

	01	02	03	04
1401 LEM1,5	48	50	34	0
1402 LEM2,3,34	55	78	59	0
1407 LEM7,9	46	51	60	1
1425 LEM25	10	11	7	1

WE, THE BOARD OF ELECTION COMMISSIONERS OF ST. LOUIS COUNTY, MISSOURI, ACTING AS THE VERIFICATION BOARD PURSUANT TO 115.507,R.S.Mo 1978, HEREBY CERTIFY THE FOREGOING TO BE A TRUE AND CORRECT ABSTRACT OF VOTES CAST FOR THE CANDIDATES AND ISSUES AT THE GENERAL MUNICIPAL ELECTION HELD IN ST. LOUIS COUNTY, MISSOURI, ON APRIL 3, 2012. IN TESTIMONY WHEREOF, WE HAVE HEREUNTO SET OUR HAND AT OUR OFFICE IN MAPLEWOOD, ST. LOUIS COUNTY, MISSOURI, ON APRIL 11, 2012.



HAZELWOOD SCHOOL DIST  
 RUN DATE:04/27/12 01:50 PM

GENERAL MUNICIPAL ELECTION  
 ST. LOUIS COUNTY, MISSOURI  
 TUESDAY, APRIL 3, 2012

OFFICIAL FINAL RESULTS

	TOTAL	PERCENT	03 = VOTER TURNOUT - TOTAL	TOTAL	PERCENT
01 = REGISTERED VOTERS - TOTAL	75,108				7.09
02 = BALLOTS CAST - TOTAL	5,325				
	01	02	03		
0119 AP19,45	1087	58	5.34		
0134 AP34 FER1,26	1368	72	5.26		
0702 FER2	525	40	7.62		
0704 FER4	111	20	18.02		
0706 FER6	327	58	17.74		
0711 FER11	332	24	7.23		
0717 FER17	366	11	3.01		
0718 FER18	236	17	7.20		
0719 FER19	1241	85	6.85		
0722 FER22,27,29 SPL9	1655	103	6.22		
0725 FER25	5	1	20.00		
0737 FER37	1433	85	5.93		
0742 FER42	1050	63	6.00		
0744 FER44	514	103	20.04		
0801 FLO1,2 LC7	876	76	8.68		
0809 FLO9,10	1392	102	7.33		
0835 FLO35,36 LC16,18	993	78	7.85		
1301 LC1	375	41	10.93		
1302 LC2	775	54	6.97		
1303 LC3	642	47	7.32		
1304 LC4	518	22	4.25		
1305 LC5,19,27	1446	130	8.99		
1306 LC6	374	19	5.08		
1308 LC8,31	1291	79	6.12		
1309 LC9	1307	140	10.71		
1310 LC10,23,25 FLO42	1482	93	6.28		
1311 LC11,13,37,38	1588	101	6.36		
1312 LC12,32	1241	99	7.98		
1314 LC14	1257	55	4.38		
1315 LC15,33	1185	76	6.41		
1317 LC17,24	1122	70	6.24		
1320 LC20	301	11	3.65		
1321 LC21	1769	75	4.24		
1322 LC22,28	1846	162	8.78		
1330 LC30 SPL8	1785	114	6.39		
1334 LC34 FLO21,27,38	1289	90	6.98		
1335 LC35	330	21	6.36		
1336 LC36	317	24	7.57		
1339 LC39 FLO40	116	10	8.62		
2102 NW2,16	1472	100	6.79		
2104 NW4	548	30	5.47		
2106 NW6,29	1	0	.00		
2107 NW7 LC29	1126	82	7.28		
2108 NW8	766	67	8.75		
2109 NW9,22,24,46	1437	88	6.12		
2110 NW10,28	859	36	4.19		
2115 NW15,39	486	19	3.91		
2118 NW18,23,34,45	1395	91	6.52		
2125 NW25,27,30,52,61	1030	58	5.63		
2140 NW40	1016	70	6.89		
2141 NW41,48	1860	83	4.46		
2144 NW44	18	6	33.33		
2401 SF1	1058	59	5.58		
2406 SF6,9	1448	51	3.52		
2407 SF7,8,37,38,39	1504	67	4.45		
2410 SF10	1005	48	4.78		
2426 SF26,40	25	1	4.00		
2436 SF36	101	16	15.84		
2442 SF42,43 SPL5	1611	72	4.47		
2501 SPL1	1590	100	6.29		
2502 SPL2,24,25	1576	99	6.28		
2503 SPL3	1756	61	3.47		
2504 SPL4	998	90	9.02		
2506 SPL6 LC26	1557	113	7.26		
2507 SPL7	1549	104	6.71		
2510 SPL10,27	1262	154	12.20		
2511 SPL11	1537	103	6.70		
2513 SPL13	1275	89	6.98		
2514 SPL14	540	229	42.41		
2515 SPL15	1162	204	17.56		
2517 SPL17,19,23	1971	126	6.39		
2521 SPL21	557	60	10.77		
2522 SPL22	957	68	7.11		
2528 SPL28	1042	102	9.79		
2529 SPL29	1146	50	4.36		

DIRECTOR HAZELWOOD SCHOOL DISTRICT	VOTES	PERCENT	VOTES	PERCENT
(Vote for ) 2				
01 = MARK BEHLMANN	3,158	38.01	03 = DESIREE D. WHITLOCK	3,229 38.87
02 = KEITH L. BOYKIN, SR.	1,855	22.33	04 = INVALID WRITE-IN	66 .79
	01	02	03	04
0119 AP19,45	40	30	24	3
0134 AP34 FER1,26	40	19	48	0
0702 FER2	17	20	28	0
0704 FER4	4	6	14	0
0706 FER6	23	10	19	1
0711 FER11	17	11	9	0
0717 FER17	8	4	3	0
0718 FER18	7	4	11	0
0719 FER19	36	29	62	1
0722 FER22,27,29 SPL9	46	35	92	0

0725	FER25	0	0	1	0
0737	FER37	34	33	66	0
0742	FER42	26	23	41	0
0744	FER44	43	47	58	0
0801	FLO1,2 LC7	48	26	38	2
0809	FLO9,10	73	41	58	0
0835	FLO35,36 LC16,18	46	23	43	1
1301	LC1	23	10	27	0
1302	LC2	41	28	20	2
1303	LC3	33	16	29	1
1304	LC4	14	11	11	1
1305	LC5,19,27	90	39	59	2
1306	LC6	12	4	8	1
1308	LC8,31	53	27	48	1
1309	LC9	86	46	68	0
1310	LC10,23,25 FLO42	72	37	40	5
1311	LC11,13,37,38	77	33	51	5
1312	LC12,32	66	36	69	3
1314	LC14	30	19	31	0
1315	LC15,33	57	31	36	0
1317	LC17,24	51	23	33	1
1320	LC20	6	4	7	0
1321	LC21	37	29	50	0
1322	LC22,28	112	64	92	2
1330	LC30 SPL8	62	40	79	3
1334	LC34 FLO21,27,38	61	35	48	0
1335	LC35	17	8	9	0
1336	LC36	17	6	14	0
1339	LC39 FLO40	6	4	4	0
2102	NW2,16	78	43	54	2
2104	NW4	16	15	13	0
2106	NW6,29	0	0	0	0
2107	NW7 LC29	63	25	48	2
2108	NW8	47	22	26	0
2109	NW9,22,24,46	62	29	44	4
2110	NW10,28	24	13	19	0
2115	NW15,39	7	2	14	1
2118	NW18,23,34,45	59	33	50	5
2125	NW25,27,30,52,61	41	26	26	0
2140	NW40	41	23	49	1
2141	NW41,48	56	32	44	0
2144	NW44	4	3	2	0
2401	SF1	19	21	47	2
2406	SF6,9	34	17	33	1
2407	SF7,8,37,38,39	43	32	36	0
2410	SF10	28	19	34	0
2426	SF26,40	0	1	1	0
2436	SF36	11	5	5	0
2442	SF42,43 SPL5	37	24	46	1
2501	SPL1	39	37	76	0
2502	SPL2,24,25	43	41	71	0
2503	SPL3	28	20	46	0
2504	SPL4	56	33	53	1
2506	SPL6 LC26	71	43	83	0
2507	SPL7	44	28	88	4
2510	SPL10,27	120	43	93	0
2511	SPL11	52	28	83	0
2513	SPL13	49	31	62	0
2514	SPL14	143	70	121	0
2515	SPL15	71	74	141	3
2517	SPL17,19,23	72	31	86	0
2521	SPL21	38	19	34	1
2522	SPL22	29	20	51	1
2528	SPL28	70	24	70	2
2529	SPL29	32	17	32	0

=====

WE, THE BOARD OF ELECTION COMMISSIONERS OF ST. LOUIS COUNTY, MISSOURI, ACTING AS THE VERIFICATION BOARD PURSUANT TO 115.507,R.S.Mo 1978, HEREBY CERTIFY THE FOREGOING TO BE A TRUE AND CORRECT ABSTRACT OF VOTES CAST FOR THE CANDIDATES AND ISSUES AT THE GENERAL MUNICIPAL ELECTION HELD IN ST. LOUIS COUNTY, MISSOURI, ON APRIL 3, 2012. IN TESTIMONY WHEREOF, WE HAVE HEREUNTO SET OUR HAND AT OUR OFFICE IN MAPLEWOOD, ST. LOUIS COUNTY, MISSOURI, ON APRIL 11, 2012.



RUN DATE:05/30/12

	TOTAL	PERCENT		TOTAL	PERCENT
01 = REGISTERED VOTERS - TOTAL	9,981		03 = VOTER TURNOUT - TOTAL		8.99
02 = BALLOTS CAST - TOTAL	897				
	01	02	03		
1946 NOR46,52,55	745	50	6.71		
1948 NOR48,51	670	30	4.48		
2010 NRW10,11,12,57	1439	183	12.72		
2013 NRW13,18	474	83	17.51		
2030 NRW30,33,36	784	62	7.91		
2035 NRW35	579	44	7.60		
2037 NRW37,40	611	64	10.47		
2038 NRW38,58,59	350	27	7.71		
2042 NRW42	725	93	12.83		
2047 NRW47,49	926	79	8.53		
2050 NRW50	374	19	5.08		
2051 NRW51	361	43	11.91		
2052 NRW52 NOR45	449	38	8.46		
2053 NRW53	279	15	5.38		
2054 NRW54	212	10	4.72		
2055 NRW55	185	4	2.16		
2056 NRW56 NOR63	818	53	6.48		

DIRECTOR SCHOOL DISTRICT OF JENNINGS		VOTES	PERCENT		VOTES	PERCENT
(Vote for ) 2						
01 = ROSE MARY JOHNSON		482	32.50			
02 = YOLONDA FOUNTAIN-HENDERSON		405	27.31	04 = LAGWENDA JOYCE SIMS	177	11.94
03 = REGINALD L. HALL		413	27.85	05 = INVALID WRITE-IN	6	.40
	01	02	03	04	05	
1946 NOR46,52,55	29	21	24	10	0	
1948 NOR48,51	21	11	13	4	0	
2010 NRW10,11,12,57	102	83	94	38	2	
2013 NRW13,18	43	41	45	20	0	
2030 NRW30,33,36	33	34	23	16	1	
2035 NRW35	22	20	22	8	0	
2037 NRW37,40	34	24	30	11	0	
2038 NRW38,58,59	17	12	11	2	0	
2042 NRW42	42	53	34	20	0	
2047 NRW47,49	48	30	46	10	0	
2050 NRW50	8	9	8	3	0	
2051 NRW51	16	15	18	8	1	
2052 NRW52 NOR45	23	17	11	5	2	
2053 NRW53	13	5	7	2	0	
2054 NRW54	3	3	4	6	0	
2055 NRW55	2	0	2	2	0	
2056 NRW56 NOR63	26	27	21	12	0	

WE, THE BOARD OF ELECTION COMMISSIONERS OF ST. LOUIS COUNTY, MISSOURI, ACTING AS THE VERIFICATION BOARD PURSUANT TO 115.507,R.S.Mo 1978, HEREBY CERTIFY THE FOREGOING TO BE A TRUE AND CORRECT ABSTRACT OF VOTES CAST FOR THE CANDIDATES AND ISSUES AT THE GENERAL MUNICIPAL ELECTION HELD IN ST. LOUIS COUNTY, MISSOURI, ON APRIL 3, 2012, FOLLOWING THE COURT ORDERED RECOUNT ON MAY 30, 2012. IN TESTIMONY WHEREOF, WE HAVE HEREUNTO SET OUR HAND AT OUR OFFICE IN MAPLEWOOD, ST. LOUIS COUNTY, MISSOURI, ON MAY 30, 2012.



RUN DATE: 5/18/2012

	01	02	03	TOTAL	PERCENT	03 = VOTER TURNOUT - TOTAL	TOTAL	PERCENT
01 = REGISTERED VOTERS - TOTAL				30,498				
02 = BALLOTS CAST - TOTAL				6,633				21.75
0201 BON1,21	1353	364	26.90					
0202 BON2,4,14,18	1291	331	25.64					
0205 BON5	1156	276	23.88					
0206 BON6,7	1561	414	26.52					
0208 BON8,22	1174	302	25.72					
0209 BON9	2088	525	25.14					
0211 BON11,27,33	1959	502	25.63					
0212 BON12,34	2043	592	28.98					
0213 BON13,23,29	1948	470	24.13					
0217 BON17,45	550	28	5.09					
0219 BON19,35 CLA 15	1337	302	22.59					
0224 BON24,28,36	1262	229	18.15					
0231 BON31,32	1877	422	22.48					
0506 CLA6,18,29	1111	247	22.23					
0536 CLA36	65	7	10.77					
0555 CLA55	152	15	9.87					
0561 CLA61	352	39	11.08					
0903 GRA3	11	6	54.55					
1103 JEF3	459	72	15.69					
1104 JEF4	427	58	13.58					
1132 JEF32,33	1401	175	12.49					
1134 JEF34	1081	200	18.50					
1137 JEF37,39	1325	181	13.66					
1801 MR1,11,13	843	229	27.16					
1806 MR6,38	864	204	23.61					
1809 MR9	83	12	14.46					
1819 MR19,20,21,22	1590	216	13.58					
1834 MR34	469	66	14.07					
1837 MR37,49	666	149	22.37					

DIRECTOR KIRKWOOD SCHOOL DISTRICT R-7 (Vote for ) 2	VOTES PERCENT					VOTES PERCENT	
01 = ANDY STEWART	3,402						
02 = HAMID R. HAMRAH	414						
03 = SCOTT ANDERSON	3,416	31.89					
						04 = SARA KING	3,407
						05 = INVALID WRITE-IN	29
							31.94
							.27
0201 BON1,21	215	20	183	179	1		
0202 BON2,4,14,18	194	24	164	168	0		
0205 BON5	130	27	139	136	1		
0206 BON6,7	183	28	216	243	3		
0208 BON8,22	157	17	159	160	2		
0209 BON9	302	29	311	223	1		
0211 BON11,27,33	235	35	224	266	8		
0212 BON12,34	297	41	290	317	0		
0213 BON13,23,29	254	34	232	227	1		
0217 BON17,45	8	3	11	14	0		
0219 BON19,35 CLA 15	164	12	148	179	1		
0224 BON24,28,36	111	18	115	124	2		
0231 BON31,32	232	17	209	249	0		
0506 CLA6,18,29	117	13	130	139	0		
0536 CLA36	2	1	3	3	0		
0555 CLA55	6	2	4	9	0		
0561 CLA61	19	0	25	21	0		
0903 GRA3	1	1	3	2	0		
1103 JEF3	39	8	41	35	0		
1104 JEF4	31	5	21	35	1		
1132 JEF32,33	99	7	65	108	0		
1134 JEF34	112	15	79	110	2		
1137 JEF37,39	99	8	90	105	2		
1801 MR1,11,13	98	15	133	82	1		
1806 MR6,38	101	6	134	76	0		
1809 MR9	6	1	7	5	0		
1819 MR19,20,21,22	96	22	134	90	2		
1834 MR34	33	1	46	32	0		
1837 MR37,49	61	4	100	70	1		

WE, THE BOARD OF ELECTION COMMISSIONERS OF ST. LOUIS COUNTY, MISSOURI, ACTING AS THE VERIFICATION BOARD PURSUANT TO 115.507,R.S.Mo 1978, HEREBY CERTIFY THE FOREGOING TO BE A TRUE AND CORRECT ABSTRACT OF VOTES CAST FOR THE CANDIDATES AND ISSUES AT THE GENERAL MUNICIPAL ELECTION HELD IN ST. LOUIS COUNTY, MISSOURI, ON APRIL 3, 2012 FOLLOWING THE COURT ORDERED RECOUNT ON MAY 18, 2012. IN TESTIMONY WHEREOF, WE HAVE HEREUNTO SET OUR HAND AT OUR OFFICE IN MAPLEWOOD, ST. LOUIS COUNTY, MISSOURI, ON MAY 18, 2012.





SCHOOL DISTRICT OF THE CITY OF LADUE  
 RUN DATE:04/11/12 12:06 PM

GENERAL MUNICIPAL ELECTION  
 ST. LOUIS COUNTY, MISSOURI  
 TUESDAY, APRIL 3, 2012

OFFICIAL FINAL RESULTS

	TOTAL	PERCENT	03 = VOTER TURNOUT - TOTAL	TOTAL	PERCENT
01 = REGISTERED VOTERS - TOTAL	19,812				
02 = BALLOTS CAST - TOTAL	9,137			46.12	
	01	02	03		
0312 CC12,13,22,61 MID1,13+	1464	796	54.37		
0319 CC19	944	460	48.73		
0323 CC23	1281	631	49.26		
0327 CC27,29	773	315	40.75		
0333 CC33,62	372	186	50.00		
0334 CC34	192	99	51.56		
0336 CC36,46	895	491	54.86		
0337 CC37	148	66	44.59		
0338 CC38,47	135	29	21.48		
0339 CC39,43	106	49	46.23		
0355 CC55	413	197	47.70		
0358 CC58	435	148	34.02		
0360 CC60	157	79	50.32		
0507 CLA7	428	211	49.30		
0512 CLA12,26	386	179	46.37		
0513 CLA13,14,47,63	1395	751	53.84		
0516 CLA16,64 CC15	1239	599	48.35		
0520 CLA20	686	329	47.96		
0524 CLA24	426	205	48.12		
0525 CLA25,40 CC65	1014	427	42.11		
0528 CLA28	143	71	49.65		
0534 CLA34	86	30	34.88		
0537 CLA37	877	447	50.97		
1716 MID16,41,63	1576	453	28.74		
1717 MID17,29,34,36,37,49,51+	2278	1039	45.61		
1757 MID57,62	125	24	19.20		
1840 MR40	172	104	60.47		
1842 MR42	200	101	50.50		
1846 MR46	489	208	42.54		
1851 MR51,70	938	398	42.43		
1856 MR56	39	15	38.46		

DIRECTOR SCHOOL DISTRICT OF THE CITY OF LADUE	VOTES	PERCENT		VOTES	PERCENT
(Vote for ) 2					
01 = SHERI GLANTZ	4,131	33.57	03 = NANCY LEVE GOLDSTEIN	4,368	35.50
02 = AUDREY MACK	3,637	29.56	04 = INVALID WRITE-IN	169	1.37
	01	02	03	04	
0312 CC12,13,22,61 MID1,13+	336	275	525	15	
0319 CC19	212	195	159	6	
0323 CC23	363	240	268	8	
0327 CC27,29	130	116	174	10	
0333 CC33,62	108	92	86	1	
0334 CC34	52	47	53	0	
0336 CC36,46	281	185	214	6	
0337 CC37	28	34	34	1	
0338 CC38,47	15	9	18	0	
0339 CC39,43	27	22	17	0	
0355 CC55	118	70	101	1	
0358 CC58	81	48	84	2	
0360 CC60	42	39	34	0	
0507 CLA7	93	82	90	3	
0512 CLA12,26	79	78	75	7	
0513 CLA13,14,47,63	290	286	363	29	
0516 CLA16,64 CC15	235	219	219	14	
0520 CLA20	148	134	158	1	
0524 CLA24	99	66	100	5	
0525 CLA25,40 CC65	178	190	141	7	
0528 CLA28	30	24	35	9	
0534 CLA34	12	11	10	1	
0537 CLA37	188	193	143	7	
1716 MID16,41,63	188	199	255	9	
1717 MID17,29,34,36,37,49,51+	423	348	679	18	
1757 MID57,62	13	6	11	1	
1840 MR40	40	54	43	1	
1842 MR42	58	55	38	2	
1846 MR46	95	107	68	2	
1851 MR51,70	167	203	167	2	
1856 MR56	2	10	6	1	

SCHOOL DISTRICT OF THE CITY OF LADUE-PROPOSITION 1	VOTES	PERCENT
**OPERATING TAX LEVY**		
(Vote for ) 1		
01 = YES	4,754	52.77
02 = NO	4,255	47.23
	01	02
0312 CC12,13,22,61 MID1,13+	551	235
0319 CC19	203	250
0323 CC23	373	248
0327 CC27,29	155	151
0333 CC33,62	95	86
0334 CC34	44	52
0336 CC36,46	261	221
0337 CC37	43	23
0338 CC38,47	16	12
0339 CC39,43	18	31
0355 CC55	118	76



0358	CC58	78	67
0360	CC60	58	20
0507	CLA7	105	104
0512	CLA12,26	69	110
0513	CLA13,14,47,63	370	368
0516	CLA16,64 CC15	197	394
0520	CLA20	146	182
0524	CLA24	84	120
0525	CLA25,40 CC65	160	262
0528	CLA28	34	37
0534	CLA34	3	27
0537	CLA37	207	236
1716	MID16,41,63	277	169
1717	MID17,29,34,36,37,49,51+	730	298
1757	MID57,62	13	10
1840	MR40	68	34
1842	MR42	45	55
1846	MR46	82	122
1851	MR51,70	140	251
1856	MR56	11	4

=====

WE, THE BOARD OF ELECTION COMMISSIONERS OF ST. LOUIS COUNTY, MISSOURI, ACTING AS THE VERIFICATION BOARD PURSUANT TO 115.507,R.S.Mo 1978, HEREBY CERTIFY THE FOREGOING TO BE A TRUE AND CORRECT ABSTRACT OF VOTES CAST FOR THE CANDIDATES AND ISSUES AT THE GENERAL MUNICIPAL ELECTION HELD IN ST. LOUIS COUNTY, MISSOURI, ON APRIL 3, 2012. IN TESTIMONY WHEREOF, WE HAVE HEREUNTO SET OUR HAND AT OUR OFFICE IN MAPLEWOOD, ST. LOUIS COUNTY, MISSOURI, ON APRIL 11, 2012.

?

LINDBERGH SCHOOLS  
 RUN DATE:04/11/12 08:42 AM

GENERAL MUNICIPAL ELECTION  
 ST. LOUIS COUNTY, MISSOURI  
 TUESDAY, APRIL 3, 2012

OFFICIAL FINAL RESULTS

	TOTAL	PERCENT		TOTAL	PERCENT
01 = REGISTERED VOTERS - TOTAL	34,587		03 = VOTER TURNOUT - TOTAL	5,316	15.36
02 = BALLOTS CAST - TOTAL	5,314				
	01	02	03		
0215 BON15,16	1296	116	8.95		
0220 BON20	447	122	27.29		
0226 BON26	177	53	29.94		
0237 BON37,38	822	163	19.83		
0239 BON39	69	6	8.70		
0240 BON40	678	85	12.54		
0241 BON41,44	490	160	32.65		
0601 CON1 GRA58	1099	300	27.30		
0603 CON3,53 GRA59,60	619	133	21.49		
0610 CON10,29	1550	132	8.52		
0613 CON13,47,49	1762	188	10.67		
0614 CON14	283	47	16.61		
0615 CON15,42,58	1045	119	11.39		
0621 CON21,56,57	626	103	16.45		
0622 CON22	740	52	7.03		
0624 CON24,28,46,51	1349	135	10.01		
0625 CON25	1008	127	12.60		
0626 CON26	188	11	5.85		
0630 CON30,52	771	81	10.51		
0631 CON31	492	56	11.38		
0637 CON37	274	29	10.58		
0643 CON43,45,55	1703	147	8.63		
0654 CON54 TSF14	794	95	11.96		
0901 GRA1	128	10	7.81		
0902 GRA2,8	367	66	17.98		
0904 GRA4,55	1486	269	18.10		
0905 GRA5,36	1608	338	21.02		
0906 GRA6	1058	94	8.88		
0909 GRA9,45	732	226	30.87		
0910 GRA10,11,12,46	700	106	15.14		
0914 GRA14,41 CON48	902	227	25.17		
0917 GRA17,61	1029	172	16.72		
0924 GRA24,48	743	68	9.15		
0926 GRA26	927	78	8.41		
0927 GRA27	260	44	16.92		
0928 GRA28,29	910	142	15.60		
0932 GRA32	183	30	16.39		
0943 GRA43,51 CON23	116	13	11.21		
0944 GRA44	687	380	55.31		
0947 GRA47,53	920	179	19.46		
0949 GRA49	11	0	.00		
0950 GRA50	313	52	16.61		
0952 GRA52	117	12	10.26		
0957 GRA57	70	12	17.14		
2618 TSF18	1214	154	12.69		
2619 TSF19,28	1824	182	9.98		

	VOTES PERCENT					VOTES	PERCENT
DIRECTOR LINDBERGH SCHOOLS							
(Vote for ) 2							
01 = JAMES GOSS			1,000	11.44			
02 = KAREN SCHUSTER			2,806	32.11	04 = GEORGE REZABEK	2,445	27.98
03 = KATE HOLLOWAY			2,460	28.15	05 = INVALID WRITE-IN	28	.32
	01	02	03	04	05		
0215 BON15,16	22	59	44	74	2		
0220 BON20	8	48	64	76	0		
0226 BON26	8	24	32	13	0		
0237 BON37,38	33	76	81	74	0		
0239 BON39	3	4	1	1	0		
0240 BON40	12	47	34	52	0		
0241 BON41,44	29	89	69	73	0		
0601 CON1 GRA58	65	150	155	133	0		
0603 CON3,53 GRA59,60	32	63	81	44	1		
0610 CON10,29	21	66	69	70	0		
0613 CON13,47,49	37	118	82	99	0		
0614 CON14	9	23	28	19	0		
0615 CON15,42,58	42	50	51	50	2		
0621 CON21,56,57	22	51	49	42	4		
0622 CON22	9	20	26	28	1		
0624 CON24,28,46,51	19	87	72	68	0		
0625 CON25	26	69	51	82	0		
0626 CON26	2	4	7	4	1		
0630 CON30,52	20	39	48	25	0		
0631 CON31	5	37	26	28	1		
0637 CON37	6	9	15	5	0		
0643 CON43,45,55	31	80	63	75	3		
0654 CON54 TSF14	16	46	42	40	1		
0901 GRA1	0	7	2	7	0		
0902 GRA2,8	19	28	26	21	1		
0904 GRA4,55	37	154	133	107	0		
0905 GRA5,36	66	172	143	166	1		
0906 GRA6	19	52	42	34	0		
0909 GRA9,45	44	106	84	119	1		
0910 GRA10,11,12,46	18	51	41	65	0		
0914 GRA14,41 CON48	38	109	111	100	0		
0917 GRA17,61	26	109	78	60	0		
0924 GRA24,48	8	37	36	32	0		
0926 GRA26	13	47	29	43	1		
0927 GRA27	1	31	15	20	0		
0928 GRA28,29	28	87	61	71	1		
0932 GRA32	6	18	8	15	0		
0943 GRA43,51 CON23	5	6	6	5	0		

0944 GRA44	88	199	185	136	2
0947 GRA47,53	30	101	83	70	1
0949 GRA49	0	0	0	0	0
0950 GRA50	6	26	36	18	0
0952 GRA52	6	5	4	6	0
0957 GRA57	2	8	5	4	0
2618 TSF18	26	88	62	82	1
2619 TSF19,28	37	106	80	89	3

=====

WE, THE BOARD OF ELECTION COMMISSIONERS OF ST. LOUIS COUNTY, MISSOURI, ACTING AS THE VERIFICATION BOARD PURSUANT TO 115.507,R.S.Mo 1978, HEREBY CERTIFY THE FOREGOING TO BE A TRUE AND CORRECT ABSTRACT OF VOTES CAST FOR THE CANDIDATES AND ISSUES AT THE GENERAL MUNICIPAL ELECTION HELD IN ST. LOUIS COUNTY, MISSOURI, ON APRIL 3, 2012. IN TESTIMONY WHEREOF, WE HAVE HEREUNTO SET OUR HAND AT OUR OFFICE IN MAPLEWOOD, ST. LOUIS COUNTY, MISSOURI, ON APRIL 11, 2012.



MEHLVILLE SCHOOL DIST R-9  
 RUN DATE:04/11/12 11:53 AM

GENERAL MUNICIPAL ELECTION  
 ST. LOUIS COUNTY, MISSOURI  
 TUESDAY, APRIL 3, 2012

OFFICIAL FINAL RESULTS

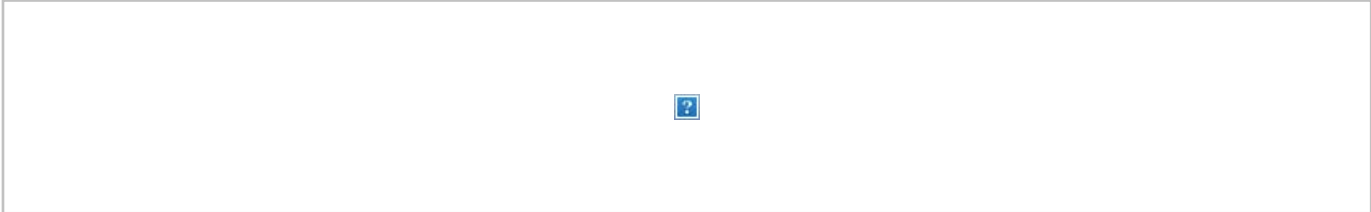
	TOTAL	PERCENT		TOTAL	PERCENT
01 = REGISTERED VOTERS - TOTAL	63,029		03 = VOTER TURNOUT - TOTAL	9,727	9.72
02 = BALLOTS CAST - TOTAL	6,127				
	01	02	03		
0611 CON11	405	28	6.91		
0612 CON12	4	0	0.00		
0616 CON16	381	50	13.12		
0618 CON18	926	40	4.32		
0620 CON20,33	256	41	16.02		
0632 CON32	542	46	8.49		
0650 CON50	400	51	12.75		
1404 LEM4,6,8,41	1223	72	5.89		
1412 LEM12	511	53	10.37		
1413 LEM13	1340	132	9.85		
1415 LEM15,30,36	1696	133	7.84		
1417 LEM17,39	1368	144	10.53		
1418 LEM18	71	5	7.04		
1421 LEM21,42	965	76	7.88		
1422 LEM22,29	1247	100	8.02		
1423 LEM23,31	1583	144	9.10		
1424 LEM24,32	1140	98	8.60		
1433 LEM33,35,40,44,45	1467	123	8.38		
1437 LEM37	223	22	9.87		
1447 LEM47 TSF7	1249	115	9.21		
2201 OAK1,6	1302	133	10.22		
2202 OAK2,14	1698	152	8.95		
2203 OAK3,4,23,30,33	1815	178	9.81		
2205 OAK5	1285	121	9.42		
2207 OAK7,27,28	1268	147	11.59		
2208 OAK8,22	1738	196	11.28		
2209 OAK9,24,29	1638	210	12.82		
2210 OAK10,34	1695	200	11.80		
2211 OAK11,16	1433	119	8.30		
2212 OAK12,31 LEM16,38,46	1873	196	10.46		
2213 OAK13,25,32	1607	125	7.78		
2215 OAK15	2208	233	10.55		
2217 OAK17,20	1779	176	9.89		
2218 OAK18,35,36 TSF14	1672	195	11.66		
2219 OAK19	1929	165	8.55		
2221 OAK21,26	1871	182	9.73		
2601 TSF1,9,20	1780	139	7.81		
2602 TSF2,10	989	122	12.34		
2603 TSF3,5	1880	196	10.43		
2606 TSF6,8	2049	255	12.45		
2611 TSF11,12	2146	140	6.52		
2613 TSF13,17	1769	235	13.28		
2615 TSF15,27	1143	105	9.19		
2616 TSF16	1750	186	10.63		
2621 TSF21	1198	125	10.43		
2622 TSF22,23,29	1263	117	9.26		
2624 TSF24	1521	124	8.15		
2625 TSF25,26	1733	182	10.50		

	VOTES PERCENT					VOTES PERCENT	
DIRECTOR MEHLVILLE SCHOOL DISTRICT R-9							
(Vote for ) 2							
01 = RONALD J. FEDORCHAK		2,849	26.67				
02 = MIKE WAINZ		2,645	24.76	04 = FRED L. PADBERG	1,895	17.74	
03 = KATHLEEN EARDLEY		3,260	30.52	05 = INVALID WRITE-IN	33	.31	
	01	02	03	04	05		
0611 CON11	8	7	14	10	0		
0612 CON12	0	0	0	0	0		
0616 CON16	17	17	32	10	0		
0618 CON18	13	18	22	14	1		
0620 CON20,33	9	10	24	7	0		
0632 CON32	18	11	30	13	0		
0650 CON50	20	17	32	17	0		
1404 LEM4,6,8,41	26	32	40	19	0		
1412 LEM12	14	14	35	21	0		
1413 LEM13	45	45	92	56	1		
1415 LEM15,30,36	58	58	61	46	0		
1417 LEM17,39	53	64	82	50	0		
1418 LEM18	2	3	3	1	0		
1421 LEM21,42	17	24	51	26	0		
1422 LEM22,29	37	34	53	37	1		
1423 LEM23,31	58	49	78	51	1		
1424 LEM24,32	35	35	59	39	0		
1433 LEM33,35,40,44,45	54	56	65	43	0		
1437 LEM37	13	8	11	7	0		
1447 LEM47 TSF7	51	47	59	41	2		
2201 OAK1,6	56	56	72	36	0		
2202 OAK2,14	70	67	78	55	0		
2203 OAK3,4,23,30,33	95	81	96	34	1		
2205 OAK5	68	70	51	29	0		
2207 OAK7,27,28	81	68	73	39	1		
2208 OAK8,22	93	91	96	61	4		
2209 OAK9,24,29	101	88	115	70	0		
2210 OAK10,34	102	83	109	62	2		
2211 OAK11,16	58	52	58	30	0		
2212 OAK12,31 LEM16,38,46	106	94	100	57	0		
2213 OAK13,25,32	63	60	66	33	0		
2215 OAK15	126	116	119	58	1		
2217 OAK17,20	106	100	74	41	1		
2218 OAK18,35,36 TSF14	112	114	74	54	1		
2219 OAK19	89	70	80	50	3		
2221 OAK21,26	117	105	77	39	0		

2601 TSF1,9,20	40	53	85	57	1
2602 TSF2,10	58	44	75	35	1
2603 TSF3,5	114	95	95	52	1
2606 TSF6,8	130	118	135	78	3
2611 TSF11,12	58	52	88	53	3
2613 TSF13,17	95	87	142	86	1
2615 TSF15,27	54	39	57	31	0
2616 TSF16	77	88	87	71	3
2621 TSF21	60	51	66	32	0
2622 TSF22,23,29	44	25	71	50	0
2624 TSF24	64	63	54	28	0
2625 TSF25,26	64	66	124	66	0

=====

WE, THE BOARD OF ELECTION COMMISSIONERS OF ST. LOUIS COUNTY, MISSOURI, ACTING AS THE VERIFICATION BOARD PURSUANT TO 115.507,R.S.Mo 1978, HEREBY CERTIFY THE FOREGOING TO BE A TRUE AND CORRECT ABSTRACT OF VOTES CAST FOR THE CANDIDATES AND ISSUES AT THE GENERAL MUNICIPAL ELECTION HELD IN ST. LOUIS COUNTY, MISSOURI, ON APRIL 3, 2012. IN TESTIMONY WHEREOF, WE HAVE HEREUNTO SET OUR HAND AT OUR OFFICE IN MAPLEWOOD, ST. LOUIS COUNTY, MISSOURI, ON APRIL 11, 2012.



NORMANDY SCHOOL DIST  
 RUN DATE:04/11/12 11:54 AM

GENERAL MUNICIPAL ELECTION  
 ST. LOUIS COUNTY, MISSOURI  
 TUESDAY, APRIL 3, 2012

OFFICIAL FINAL RESULTS

	TOTAL	PERCENT		TOTAL	PERCENT
01 = REGISTERED VOTERS - TOTAL	23,303		03 = VOTER TURNOUT - TOTAL	2,827	12.13
02 = BALLOTS CAST - TOTAL	2,827				
	01	02	03		
0150 AP50 NOR21,38	1500	256	17.07		
1710 MID10	138	33	23.91		
1718 MID18	317	32	10.09		
1730 MID30,32	343	21	6.12		
1901 NOR1	543	45	8.29		
1902 NOR2	607	97	15.98		
1903 NOR3	502	49	9.76		
1905 NOR5	603	49	8.13		
1906 NOR6	885	83	9.38		
1907 NOR7	677	168	24.82		
1908 NOR8	7	0	.00		
1909 NOR9	557	55	9.87		
1911 NOR11	370	68	18.38		
1914 NOR14	166	71	42.77		
1915 NOR15	1148	206	17.94		
1916 NOR16	514	128	24.90		
1917 NOR17,24	167	17	10.18		
1918 NOR18	485	24	4.95		
1919 NOR19	329	7	2.13		
1920 NOR20	309	6	1.94		
1922 NOR22	218	15	6.88		
1929 NOR29	927	139	14.99		
1930 NOR30	653	105	16.08		
1931 NOR31 AP16,43	145	23	15.86		
1933 NOR33	182	16	8.79		
1935 NOR35,49,54	534	19	3.56		
1936 NOR36	365	15	4.11		
1937 NOR37	443	52	11.74		
1939 NOR39	340	36	10.59		
1940 NOR40	128	15	11.72		
1942 NOR42	370	65	17.57		
1944 NOR44	118	6	5.08		
1947 NOR47	0	0	.00		
1950 NOR50,53	399	35	8.77		
1956 NOR56,64	359	102	28.41		
1958 NOR58,62	495	19	3.84		
1961 NOR61	88	2	2.27		
2701 UNV1	650	32	4.92		
2702 UNV2,48 NOR28	129	5	3.88		
2703 UNV3	186	23	12.37		
2705 UNV5,6,8,12,13	568	26	4.58		
2707 UNV7	325	12	3.69		
2709 UNV9	257	81	31.52		
2710 UNV10	687	49	7.13		
2711 UNV11	162	7	4.32		
2717 UNV17	792	58	7.32		
2721 UNV21	565	116	20.53		
2737 UNV37,47	848	128	15.09		
2746 UNV46	1351	69	5.11		
2749 UNV49	852	142	16.67		

DIRECTOR NORMANDY SCHOOL DISTRICT (Vote for ) 2	VOTES	PERCENT		VOTES	PERCENT
01 = DRYVER HENDERSON	1,179	30.46	03 = SHEILA WILLIAMS	1,484	38.34
02 = JOYCE R. McRATH	1,186	30.64	04 = INVALID WRITE-IN	22	.57

	01	02	03	04
0150 AP50 NOR21,38	78	117	154	0
1710 MID10	15	9	18	0
1718 MID18	18	12	12	0
1730 MID30,32	8	6	11	0
1901 NOR1	22	10	16	0
1902 NOR2	24	31	47	0
1903 NOR3	10	22	28	0
1905 NOR5	20	20	26	0
1906 NOR6	35	34	48	1
1907 NOR7	62	70	88	2
1908 NOR8	0	0	0	0
1909 NOR9	23	15	37	0
1911 NOR11	45	24	33	2
1914 NOR14	31	43	44	0
1915 NOR15	132	96	92	2
1916 NOR16	43	87	82	1
1917 NOR17,24	5	7	9	0
1918 NOR18	5	16	15	0
1919 NOR19	3	2	2	0
1920 NOR20	3	2	3	0
1922 NOR22	5	8	11	0
1929 NOR29	63	49	81	0
1930 NOR30	41	69	63	5
1931 NOR31 AP16,43	6	14	10	0
1933 NOR33	5	8	10	0
1935 NOR35,49,54	10	8	6	1
1936 NOR36	8	7	9	0
1937 NOR37	23	23	29	1
1939 NOR39	18	17	19	0
1940 NOR40	6	6	8	0
1942 NOR42	37	27	31	0
1944 NOR44	1	3	2	0
1947 NOR47	0	0	0	0
1950 NOR50,53	16	18	19	0
1956 NOR56,64	44	45	53	1

1958 NOR58,62	10	5	5	0
1961 NOR61	1	1	1	0
2701 UNV1	11	9	18	0
2702 UNV2,48 NOR28	4	1	2	0
2703 UNV3	10	12	14	1
2705 UNV5,6,8,12,13	11	10	4	1
2707 UNV7	5	3	6	0
2709 UNV9	30	18	31	2
2710 UNV10	16	21	25	0
2711 UNV11	3	1	5	0
2717 UNV17	30	11	26	0
2721 UNV21	53	40	59	0
2737 UNV37,47	51	45	56	1
2746 UNV46	26	23	45	1
2749 UNV49	53	61	71	0

=====

WE, THE BOARD OF ELECTION COMMISSIONERS OF ST. LOUIS COUNTY, MISSOURI, ACTING AS THE VERIFICATION BOARD PURSUANT TO 115.507,R.S.Mo 1978, HEREBY CERTIFY THE FOREGOING TO BE A TRUE AND CORRECT ABSTRACT OF VOTES CAST FOR THE CANDIDATES AND ISSUES AT THE GENERAL MUNICIPAL ELECTION HELD IN ST. LOUIS COUNTY, MISSOURI, ON APRIL 3, 2012. IN TESTIMONY WHEREOF, WE HAVE HEREUNTO SET OUR HAND AT OUR OFFICE IN MAPLEWOOD, ST. LOUIS COUNTY, MISSOURI, ON APRIL 11, 2012.



RUN DATE:04/27/12 01:50 PM

01 = REGISTERED VOTERS - TOTAL  
02 = BALLOTS CAST - TOTAL

TOTAL  
96,670  
12,336

PERCENT

03 = VOTER TURNOUT - TOTAL

TOTAL PERCENT  
12.76

	01	02	03
0301 CC1	1112	239	21.49
0302 CC2,7 MHT13,43	1440	107	7.43
0303 CC3,5	951	86	9.04
0304 CC4	192	17	8.85
0306 CC6,52	1090	111	10.18
0309 CC9,10	239	68	28.45
0311 CC11,16,28	1663	407	24.47
0314 CC14,24,25,51	1663	483	29.04
0320 CC20,21,66	1124	265	23.58
0326 CC26	86	7	8.14
0332 CC32,56	51	18	35.29
0335 CC35,50	1519	136	8.95
0340 CC40,48	146	9	6.16
0345 CC45	39	8	20.51
0349 CC49	596	166	27.85
0359 CC59	174	27	15.52
0363 CC63	331	94	28.40
0412 CHE12	394	47	11.93
0419 CHE19	762	74	9.71
0422 CHE22,45 LAF12	1623	222	13.68
0431 CHE31 LAF26	156	14	8.97
0448 CHE48 MR10	1100	198	18.00
0452 CHE52	9	0	.00
1201 LAF1,30 CHE44	1618	239	14.77
1202 LAF2	1335	176	13.18
1203 LAF3	131	17	12.98
1204 LAF4,15,50	1226	165	13.46
1205 LAF5	1311	137	10.45
1206 LAF6,51,52	1053	85	8.07
1208 LAF8	844	83	9.83
1211 LAF11	572	37	6.47
1214 LAF14	695	87	12.52
1216 LAF16	545	75	13.76
1217 LAF17	385	40	10.39
1218 LAF18,20	1084	126	11.62
1225 LAF25,36	439	71	16.17
1227 LAF27	1277	162	12.69
1228 LAF28	861	89	10.34
1229 LAF29	1003	106	10.57
1231 LAF31	863	131	15.18
1232 LAF32 CHE32	950	79	8.32
1233 LAF33	1029	81	7.87
1234 LAF34	66	4	6.06
1235 LAF35	194	29	14.95
1547 MER47	448	19	4.24
1601 MHT1,4,5	1314	172	13.09
1602 MHT2,26	912	173	18.97
1603 MHT3,24 CHE42 MR65	1484	233	15.70
1606 MHT6,14,49	1536	245	15.95
1608 MHT8,28	534	49	9.18
1609 MHT9	1304	350	26.84
1610 MHT10,21,25,33,47	1609	128	7.96
1611 MHT11	738	69	9.35
1616 MHT16,30,36,38,45,58,59	1170	112	9.57
1619 MHT19,27,64	1871	354	18.92
1620 MHT20,48	1098	203	18.49
1623 MHT23	900	73	8.11
1629 MHT29,61	193	6	3.11
1631 MHT31,40	387	29	7.49
1632 MHT32 CC8	340	12	3.53
1634 MHT34	1566	134	8.56
1635 MHT35,56	1207	100	8.29
1637 MHT37	3	2	66.67
1641 MHT41	439	13	2.96
1642 MHT42	435	70	16.09
1644 MHT44	84	1	1.19
1646 MHT46	114	3	2.63
1650 MHT50,52	905	217	23.98
1651 MHT51	143	15	10.49
1653 MHT53	132	35	26.52
1654 MHT54 MR43	414	56	13.53
1655 MHT55	174	46	26.44
1660 MHT60,62,63	78	3	3.85
1802 MR2	129	43	33.33
1803 MR3,67	816	121	14.83
1804 MR4,59,60	956	66	6.90
1805 MR5,28,32	953	122	12.80
1807 MR7,45	659	45	6.83
1808 MR8,12,15,24,41,47,62	1341	156	11.63
1814 MR14	336	68	20.24
1816 MR16,17	926	113	12.20
1818 MR18,68,69	1979	236	11.93
1823 MR23,53	887	121	13.64
1825 MR25,31,61	1179	342	29.01
1826 MR26	1078	85	7.88
1827 MR27,36,71	1999	131	6.55
1829 MR29	767	179	23.34
1830 MR30	498	64	12.85
1833 MR33,54	503	109	21.67
1835 MR35,50	1047	76	7.26
1839 MR39	486	92	18.93
1844 MR44	633	149	23.54
1848 MR48	484	138	28.51
1852 MR52 MHT7,39	1042	126	12.09
1855 MR55	519	51	9.83
1857 MR57	538	38	7.06



1858	MR58	1141	. 99	8.68
1863	MR63,66	556	. 50	8.99
1864	MR64	195	. 10	5.13
2155	NW55	342	. 20	5.85
2301	QUE1,5	1299	. 78	6.00
2302	QUE2,14,22	1290	. 203	15.74
2303	QUE3	131	. 13	9.92
2304	QUE4	451	. 52	11.53
2307	QUE7	716	. 75	10.47
2308	QUE8	306	. 23	7.52
2310	QUE10	391	. 85	21.74
2312	QUE12	521	. 37	7.10
2313	QUE13	157	. 5	3.18
2316	QUE16	429	. 34	7.93
2318	QUE18	866	. 86	9.93
2319	QUE19,52 MER29	1354	. 84	6.20
2321	QUE21	66	. 2	3.03
2323	QUE23	827	. 124	14.99
2324	QUE24,41,47	1166	. 85	7.29
2326	QUE26 LAF46	425	. 32	7.53
2327	QUE27 LAF47	264	. 28	10.61
2329	QUE29	1375	. 119	8.65
2330	QUE30	130	. 23	17.69
2331	QUE31,53,54	671	. 69	10.28
2333	QUE33	409	. 30	7.33
2337	QUE37	1211	. 48	3.96
2343	QUE43	920	. 60	6.52
2344	QUE44	829	. 97	11.70
2345	QUE45	362	. 21	5.80
2349	QUE49	228	. 7	3.07
2811	WH11,49	1012	. 93	9.19
2815	WH15	565	. 54	9.56
2824	WH24	523	. 52	9.94
2833	WH33	314	. 23	7.32

DIRECTOR PARKWAY SCHOOL DISTRICT  
(Vote for ) 2

- 01 = BETH FELDMAN
- 02 = HELEN CASTEEL

VOTES PERCENT

VOTES PERCENT

6,196 35.31  
4,978 28.37

03 = KIM APPELBAUM  
04 = INVALID WRITE-IN

6,238 35.55  
134 .76

	01	02	03	04	
0301	CC1	113	78	124	4
0302	CC2,7 MHT13,43	61	50	53	0
0303	CC3,5	55	34	54	0
0304	CC4	8	7	11	0
0306	CC6,52	71	46	68	1
0309	CC9,10	34	20	32	0
0311	CC11,16,28	197	130	177	3
0314	CC14,24,25,51	263	148	237	4
0320	CC20,21,66	95	117	132	2
0326	CC26	5	2	5	0
0332	CC32,56	9	6	9	0
0335	CC35,50	87	57	75	1
0340	CC40,48	4	7	4	0
0345	CC45	2	4	3	1
0349	CC49	77	64	75	0
0359	CC59	12	6	10	1
0363	CC63	51	32	45	2
0412	CHE12	27	26	20	0
0419	CHE19	47	31	37	0
0422	CHE22,45 LAF12	112	84	105	2
0431	CHE31 LAF26	7	4	10	0
0448	CHE48 MR10	97	91	91	1
0452	CHE52	0	0	0	0
1201	LAF1,30 CHE44	111	103	115	2
1202	LAF2	96	79	97	3
1203	LAF3	12	6	10	1
1204	LAF4,15,50	88	50	102	7
1205	LAF5	88	60	76	0
1206	LAF6,51,52	47	31	44	1
1208	LAF8	49	26	42	2
1211	LAF11	27	11	17	0
1214	LAF14	48	44	51	0
1216	LAF16	33	20	55	0
1217	LAF17	14	18	32	0
1218	LAF18,20	63	52	67	3
1225	LAF25,36	30	39	35	0
1227	LAF27	74	72	77	2
1228	LAF28	36	34	42	0
1229	LAF29	51	39	54	0
1231	LAF31	64	59	67	2
1232	LAF32 CHE32	40	37	51	0
1233	LAF33	43	35	40	0
1234	LAF34	4	2	2	0
1235	LAF35	16	12	15	0
1547	MER47	7	4	10	0
1601	MHT1,4,5	78	91	98	0
1602	MHT2,26	101	77	80	1
1603	MHT3,24 CHE42 MR65	119	96	110	3
1606	MHT6,14,49	119	121	122	3
1608	MHT8,28	26	23	26	2
1609	MHT9	183	145	161	0
1610	MHT10,21,25,33,47	77	65	62	0
1611	MHT11	42	31	38	0
1616	MHT16,30,36,38,45,58,59	55	47	60	1
1619	MHT19,27,64	169	148	165	6
1620	MHT20,48	83	80	91	1
1623	MHT23	32	50	28	0
1629	MHT29,61	3	3	1	0
1631	MHT31,40	17	14	13	3
1632	MHT32 CC8	6	7	8	0
1634	MHT34	79	64	69	0

1635	MHT35,56	49	45	44	0
1637	MHT37	0	1	1	0
1641	MHT41	7	5	10	0
1642	MHT42	40	23	31	0
1644	MHT44	1	0	1	0
1646	MHT46	0	1	2	0
1650	MHT50,52	112	71	109	5
1651	MHT51	8	7	4	0
1653	MHT53	12	15	16	0
1654	MHT54 MR43	24	24	34	1
1655	MHT55	25	12	23	0
1660	MHT60,62,63	0	3	2	0
1802	MR2	20	11	16	0
1803	MR3,67	48	38	57	3
1804	MR4,59,60	35	22	37	1
1805	MR5,28,32	55	54	65	1
1807	MR7,45	18	16	24	0
1808	MR8,12,15,24,41,47,62	66	54	87	1
1814	MR14	31	28	30	2
1816	MR16,17	61	48	58	0
1818	MR18,68,69	129	107	108	0
1823	MR23,53	80	40	63	4
1825	MR25,31,61	166	126	139	5
1826	MR26	34	26	54	4
1827	MR27,36,71	63	55	77	5
1829	MR29	67	75	74	1
1830	MR30	30	30	32	1
1833	MR33,54	53	28	57	6
1835	MR35,50	38	30	42	3
1839	MR39	35	46	39	0
1844	MR44	52	57	71	0
1848	MR48	55	55	58	0
1852	MR52 MHT7,39	75	62	46	0
1855	MR55	27	23	29	0
1857	MR57	24	12	23	0
1858	MR58	57	45	42	1
1863	MR63,66	27	15	24	0
1864	MR64	6	4	5	0
2155	NW55	7	13	9	0
2301	QUE1,5	44	29	44	0
2302	QUE2,14,22	102	85	116	2
2303	QUE3	8	6	8	0
2304	QUE4	24	23	27	0
2307	QUE7	36	35	39	2
2308	QUE8	17	10	16	0
2310	QUE10	38	34	35	2
2312	QUE12	19	21	22	0
2313	QUE13	4	2	2	0
2316	QUE16	16	13	20	0
2318	QUE18	48	36	52	2
2319	QUE19,52 MER29	39	22	61	0
2321	QUE21	2	0	2	0
2323	QUE23	51	54	67	1
2324	QUE24,41,47	52	34	51	0
2326	QUE26 LAF46	14	9	13	0
2327	QUE27 LAF47	16	13	15	1
2329	QUE29	65	52	66	2
2330	QUE30	10	11	16	0
2331	QUE31,53,54	41	30	44	0
2333	QUE33	17	6	19	2
2337	QUE37	30	23	30	1
2343	QUE43	23	27	38	3
2344	QUE44	56	43	46	0
2345	QUE45	12	13	11	0
2349	QUE49	5	2	2	0
2811	WH11,49	46	29	53	2
2815	WH15	24	19	29	3
2824	WH24	24	20	26	1
2833	WH33	12	11	15	1

=====

WE, THE BOARD OF ELECTION COMMISSIONERS OF ST. LOUIS COUNTY, MISSOURI, ACTING AS THE VERIFICATION BOARD PURSUANT TO 115.507,R.S.Mo 1978, HEREBY CERTIFY THE FOREGOING TO BE A TRUE AND CORRECT ABSTRACT OF VOTES CAST FOR THE CANDIDATES AND ISSUES AT THE GENERAL MUNICIPAL ELECTION HELD IN ST. LOUIS COUNTY, MISSOURI, ON APRIL 3, 2012. IN TESTIMONY WHEREOF, WE HAVE HEREUNTO SET OUR HAND AT OUR OFFICE IN MAPLEWOOD, ST. LOUIS COUNTY, MISSOURI, ON APRIL 11, 2012.

?

RUN DATE:04/11/12 11:57 AM

	TOTAL	PERCENT		TOTAL	PERCENT
01 = REGISTERED VOTERS - TOTAL	27,141		03 = VOTER TURNOUT - TOTAL	2,991	11.02
02 = BALLOTS CAST - TOTAL	2,991				
	01	02	03		
0104 AP4,28 MID50	1391	117	8.41		
0112 AP12	441	61	13.83		
0117 AP17,42 NW26	1798	180	10.01		
0123 AP23,26 NW14	116	12	10.34		
0129 AP29	263	15	5.70		
0131 AP31	751	152	20.24		
0132 AP32,37	838	42	5.01		
0133 AP33	257	33	12.84		
0141 AP41 MHT12,17	622	56	9.00		
0144 AP44	352	56	15.91		
0146 AP46	56	10	17.86		
0147 AP47	34	2	5.88		
0317 CC17	695	56	8.06		
0318 CC18	0	0			
0330 CC30	99	16	16.16		
0331 CC31	849	100	11.78		
0341 CC41	332	42	12.65		
0342 CC42,44,64	1748	190	10.87		
0353 CC53,54	1237	107	8.65		
1618 MHT18,57	2	0	.00		
1622 MHT22	833	62	7.44		
1724 MID24 CC57	674	48	7.12		
1735 MID35,60,67	900	79	8.78		
1742 MID42	478	68	14.23		
2101 NW1	1635	121	7.40		
2103 NW3,17,59	739	201	27.20		
2111 NW11	539	123	22.82		
2112 NW12,50,58	807	179	22.18		
2113 NW13	911	74	8.12		
2119 NW19,33,35	1513	109	7.20		
2120 NW20	538	52	9.67		
2121 NW21,36	23	2	8.70		
2131 NW31,60 AP35	513	147	28.65		
2132 NW32,42,43	925	73	7.89		
2137 NW37	508	60	11.81		
2138 NW38,53 MHT15	1399	134	9.58		
2147 NW47	0	0			
2149 NW49,56,57	1184	115	9.71		
2151 NW51	715	61	8.53		
2154 NW54	426	36	8.45		

DIRECTOR PATTONVILLE R-3 SCHOOL DISTRICT				VOTES	PERCENT	VOTES		PERCENT	
(Vote for ) 2									
01 = MICHAEL S. BAILEY				1,231	28.02	03 = RALPH K. STAHLHUT		1,492	33.96
02 = JEANNE SCHOTTMUELLER				1,653	37.63	04 = INVALID WRITE-IN		17	.39
	01	02	03	04					
0104 AP4,28 MID50	64	60	50	0					
0112 AP12	26	33	28	0					
0117 AP17,42 NW26	83	96	119	1					
0123 AP23,26 NW14	8	4	8	0					
0129 AP29	7	9	6	0					
0131 AP31	81	70	50	1					
0132 AP32,37	18	24	30	0					
0133 AP33	11	19	18	1					
0141 AP41 MHT12,17	21	31	23	0					
0144 AP44	20	30	20	1					
0146 AP46	6	5	4	0					
0147 AP47	1	1	1	0					
0317 CC17	26	40	17	0					
0318 CC18	0	0	0	0					
0330 CC30	9	9	7	0					
0331 CC31	38	62	48	2					
0341 CC41	16	24	15	0					
0342 CC42,44,64	80	122	75	4					
0353 CC53,54	41	56	50	2					
1618 MHT18,57	0	0	0	0					
1622 MHT22	24	37	32	0					
1724 MID24 CC57	23	29	22	0					
1735 MID35,60,67	28	41	33	0					
1742 MID42	32	36	31	0					
2101 NW1	49	72	62	0					
2103 NW3,17,59	76	115	93	1					
2111 NW11	34	68	79	0					
2112 NW12,50,58	70	83	109	0					
2113 NW13	32	38	44	0					
2119 NW19,33,35	42	62	72	0					
2120 NW20	30	21	28	1					
2121 NW21,36	0	2	0	0					
2131 NW31,60 AP35	48	74	73	0					
2132 NW32,42,43	27	42	35	1					
2137 NW37	25	35	29	0					
2138 NW38,53 MHT15	51	73	83	1					
2147 NW47	0	0	0	0					
2149 NW49,56,57	51	70	42	1					
2151 NW51	26	40	36	0					
2154 NW54	7	20	20	0					

WE, THE BOARD OF ELECTION COMMISSIONERS OF ST. LOUIS COUNTY, MISSOURI, ACTING AS THE VERIFICATION BOARD PURSUANT TO 115.507,R.S.Mo 1978, HEREBY CERTIFY THE FOREGOING TO BE A TRUE AND CORRECT ABSTRACT OF VOTES CAST FOR THE CANDIDATES AND ISSUES AT THE GENERAL MUNICIPAL ELECTION HELD IN ST. LOUIS COUNTY, MISSOURI, ON APRIL 3, 2012. IN TESTIMONY WHEREOF, WE HAVE HEREUNTO SET OUR HAND AT OUR OFFICE IN MAPLEWOOD, ST. LOUIS COUNTY, MISSOURI, ON APRIL 11, 2012.



RUN DATE:05/01/12 10:30 AM

	TOTAL	PERCENT	03 = VOTER TURNOUT - TOTAL	TOTAL	PERCENT
01 = REGISTERED VOTERS - TOTAL	24,499				
02 = BALLOTS CAST - TOTAL	3,117				12.72
	01	02	03		
0101 AP1,2,3,53	942	78	8.28		
0105 AP5,18,21,39	1336	98	7.34		
0106 AP6,9,13,52	1400	120	8.57		
0107 AP7	209	19	9.09		
0108 AP8,24	975	101	10.36		
0111 AP11,20	306	31	10.13		
0115 AP15	319	30	9.40		
0125 AP25	284	28	9.86		
0130 AP30	158	9	5.70		
0148 AP48	103	6	5.83		
0149 AP49	693	95	13.71		
0151 AP51	194	54	27.84		
1702 MID2,3,45	1408	213	15.13		
1704 MID4,48	896	158	17.63		
1705 MID5,26,54,59	1303	208	15.96		
1706 MID6,11,68	873	93	10.65		
1707 MID7 AP22	494	76	15.38		
1708 MID8	402	36	8.96		
1709 MID9	789	112	14.20		
1712 MID12	995	99	9.95		
1714 MID14 NOR23	1193	142	11.90		
1715 MID15	506	57	11.26		
1719 MID19	384	6	1.56		
1720 MID20	18	4	22.22		
1721 MID21 NOR60	477	86	18.03		
1722 MID22	624	109	17.47		
1723 MID23	499	69	13.83		
1725 MID25	48	5	10.42		
1727 MID27	325	48	14.77		
1733 MID33,44,61	529	46	8.70		
1743 MID43	904	106	11.73		
1746 MID46	263	30	11.41		
1747 MID47	588	108	18.37		
1752 MID52	310	39	12.58		
1753 MID53,58	472	42	8.90		
1756 MID56 AP40	878	121	13.78		
1925 NOR25,43	420	138	32.86		
1926 NOR26,34	1303	185	14.20		
1927 NOR27 AP14	451	35	7.76		
1932 NOR32,59	216	77	35.65		
1957 NOR57	12	0	.00		

DIRECTOR RITENOUR SCHOOL DISTRICT	VOTES PERCENT					VOTES	PERCENT
(Vote for ) 2							
01 = BRAD THOMAS			1,123	22.83			
02 = BOB YOUNG			1,566	31.84			
03 = CHRIS HOFF			1,013	20.59			
	01	02	03	04	05	04 = THAO DANG-WILLIAMS	1,199 24.37
						05 = INVALID WRITE-IN	18 .37
0101 AP1,2,3,53	26	38	28	35	0		
0105 AP5,18,21,39	31	40	40	43	0		
0106 AP6,9,13,52	30	74	43	55	0		
0107 AP7	4	8	10	6	0		
0108 AP8,24	32	45	35	48	0		
0111 AP11,20	9	12	14	13	0		
0115 AP15	9	10	12	12	2		
0125 AP25	9	12	13	9	0		
0130 AP30	3	2	5	1	0		
0148 AP48	1	6	1	3	0		
0149 AP49	35	53	32	38	0		
0151 AP51	15	33	17	17	0		
1702 MID2,3,45	79	121	62	106	1		
1704 MID4,48	46	68	47	66	1		
1705 MID5,26,54,59	74	134	48	65	1		
1706 MID6,11,68	38	52	35	27	2		
1707 MID7 AP22	29	35	25	19	0		
1708 MID8	9	20	15	12	0		
1709 MID9	42	58	48	41	2		
1712 MID12	44	45	30	38	0		
1714 MID14 NOR23	47	56	55	66	2		
1715 MID15	25	26	15	22	0		
1719 MID19	3	4	1	2	0		
1720 MID20	1	2	1	1	0		
1721 MID21 NOR60	27	39	26	19	0		
1722 MID22	51	53	22	26	0		
1723 MID23	18	22	36	35	0		
1725 MID25	0	4	0	5	0		
1727 MID27	22	24	19	16	1		
1733 MID33,44,61	18	34	12	15	0		
1743 MID43	49	51	30	53	2		
1746 MID46	10	13	11	11	0		
1747 MID47	38	42	43	40	1		
1752 MID52	12	33	5	15	0		
1753 MID53,58	14	17	19	15	0		
1756 MID56 AP40	48	73	36	41	1		
1925 NOR25,43	50	74	23	54	1		
1926 NOR26,34	85	83	70	61	0		
1927 NOR27 AP14	19	14	8	14	0		
1932 NOR32,59	21	36	21	34	1		
1957 NOR57	0	0	0	0	0		

WE, THE BOARD OF ELECTION COMMISSIONERS OF ST. LOUIS COUNTY, MISSOURI, ACTING AS THE VERIFICATION BOARD PURSUANT TO 115.507, R.S. MO 1978, HEREBY CERTIFY THE FOREGOING TO BE A TRUE AND CORRECT ABSTRACT OF VOTES CAST FOR THE CANDIDATES AND ISSUES AT THE GENERAL MUNICIPAL ELECTION HELD IN ST. LOUIS COUNTY, MISSOURI, ON APRIL 3, 2012. IN TESTIMONY WHEREOF, WE HAVE HEREUNTO SET OUR HAND AT OUR OFFICE IN MAPLEWOOD, ST. LOUIS COUNTY, MISSOURI, ON APRIL 11, 2012.



ROCKWOOD R-VI SCHOOL DIST  
 RUN DATE:04/30/12 12:55 PM

GENERAL MUNICIPAL ELECTION  
 ST. LOUIS COUNTY, MISSOURI  
 TUESDAY, APRIL 3, 2012

OFFICIAL FINAL RESULTS

01 = REGISTERED VOTERS - TOTAL  
 02 = BALLOTS CAST - TOTAL

TOTAL PERCENT  
 77,188  
 14,226

03 = VOTER TURNOUT - TOTAL

TOTAL PERCENT  
 18.43

	01	02	03
0203 BON3	480	78	16.25
0210 BON10,25,30,46	1825	227	12.44
0242 BON42	116	12	10.34
0243 BON43,47	902	155	17.18
0401 CHE1	641	144	22.46
0402 CHE2	295	23	7.80
0403 CHE3	444	65	14.64
0404 CHE4	707	137	19.38
0405 CHE5,6,17	1212	263	21.70
0407 CHE7,56,57	842	214	25.42
0408 CHE8,33	1573	199	12.65
0409 CHE9	699	97	13.88
0410 CHE10	737	127	17.23
0411 CHE11	216	31	14.35
0413 CHE13	1831	452	24.69
0414 CHE14,36	196	18	9.18
0415 CHE15,16	1727	198	11.46
0418 CHE18	797	133	16.69
0420 CHE20,29	847	236	27.86
0424 CHE24	339	66	19.47
0425 CHE25	652	139	21.32
0426 CHE26	234	39	16.67
0427 CHE27,35,47	508	140	27.56
0428 CHE28	1219	201	16.49
0430 CHE30	560	80	14.29
0434 CHE34,53,55	1224	295	24.10
0437 CHE37	824	104	12.62
0438 CHE38,39 WH3	478	88	18.41
0440 CHE40	377	108	28.65
0441 CHE41	579	81	13.99
0443 CHE43,50 MER2,5	1122	241	21.48
0446 CHE46,51,54 MER4	461	91	19.74
0449 CHE49 MER3,26	829	175	21.11
1209 LAF9,10,45	1360	209	15.37
1213 LAF13	212	17	8.02
1219 LAF19,22	518	50	9.65
1221 LAF21	274	48	17.52
1223 LAF23	409	77	18.83
1224 LAF24,40	481	97	20.17
1237 LAF37	189	22	11.64
1238 LAF38	968	125	12.91
1239 LAF39,44,49	1676	285	17.00
1241 LAF41	1102	201	18.24
1242 LAF42	456	88	19.30
1243 LAF43	222	40	18.02
1248 LAF48	223	49	21.97
1501 MER1,13,15,24,50	2166	299	13.80
1506 MER6,49	235	21	8.94
1508 MER8,10,51	807	120	14.87
1511 MER11,41	517	64	12.38
1512 MER12,33	1171	223	19.04
1517 MER17	1549	257	16.59
1518 MER18	1007	149	14.80
1519 MER19	2490	490	19.68
1520 MER20,46	253	60	23.72
1522 MER22	897	180	20.07
1523 MER23	1872	319	17.04
1525 MER25,32	753	128	17.00
1527 MER27	417	55	13.19
1528 MER28	192	50	26.04
1530 MER30	477	98	20.55
1531 MER31,43 QUE6,9	2521	331	13.13
1536 MER36	739	101	13.67
1537 MER37,38	1644	296	18.00
1542 MER42	1314	164	12.48
1545 MER45,48	554	53	9.57
2315 QUE15,20 MER44	29	0	.00
2801 WH1,32,38	609	118	19.38
2802 WH2	175	43	24.57
2804 WH4,10,12	527	138	26.19
2805 WH5,7	240	60	25.00
2806 WH6	388	53	13.66
2808 WH8	1338	328	24.51
2809 WH9	1960	448	22.86
2813 WH13	831	165	19.86
2814 WH14	450	107	23.78
2816 WH16,36	618	160	25.89
2817 WH17,25,48	1197	305	25.48
2818 WH18	156	4	2.56
2819 WH19	575	108	18.78
2820 WH20	1194	251	21.02
2821 WH21	1130	193	17.08
2822 WH22	222	66	29.73
2823 WH23,26 CHE21	1754	445	25.37
2827 WH27,28	1119	335	29.94
2829 WH29	242	31	12.81
2830 WH30 CHE23	200	26	13.00
2831 WH31	981	290	29.56
2834 WH34	1587	310	19.53
2835 WH35	526	145	27.57
2837 WH37	249	73	29.32
2839 WH39	190	48	25.26
2840 WH40,41	825	161	19.52
2842 WH42,47 LAF7 MER21,39,40	99	6	6.06
2843 WH43 MER34	1098	211	19.22
2844 WH44	58	3	5.17

2845 WH45 931 . 111 11.92  
 2846 WH46,50,51 532 . 61 11.47

DIRECTOR ROCKWOOD R-VI SCHOOL DISTRICT

	VOTES	PERCENT		VOTES	PERCENT
(Vote for ) 2					
01 = VICTOR HIEKEN	2,418	11.77			
02 = SHERRI L. ROGERS	5,908	28.76	04 = WILLIAM (BILL) BROWN	6,309	30.72
03 = JENNIFER KELLY	5,796	28.22	05 = INVALID WRITE-IN	109	.53

	01	02	03	04	05
0203 BON3	16	30	19	36	2
0210 BON10,25,30,46	45	102	77	130	0
0242 BON42	3	4	5	3	0
0243 BON43,47	18	63	52	80	1
0401 CHE1	34	56	56	57	0
0402 CHE2	7	9	4	10	0
0403 CHE3	10	31	35	18	1
0404 CHE4	12	70	78	40	1
0405 CHE5,6,17	50	98	121	116	0
0407 CHE7,56,57	29	98	111	78	2
0408 CHE8,33	29	115	84	80	3
0409 CHE9	21	47	44	28	0
0410 CHE10	20	70	67	59	1
0411 CHE11	5	11	10	6	1
0413 CHE13	78	192	198	177	7
0414 CHE14,36	1	8	9	7	0
0415 CHE15,16	54	76	82	84	1
0418 CHE18	30	57	56	50	0
0420 CHE20,29	38	91	93	92	2
0424 CHE24	12	30	25	18	5
0425 CHE25	24	57	59	49	1
0426 CHE26	3	17	14	20	0
0427 CHE27,35,47	18	68	67	44	1
0428 CHE28	47	101	88	75	1
0430 CHE30	15	39	36	25	0
0434 CHE34,53,55	54	117	123	117	4
0437 CHE37	18	41	44	41	0
0438 CHE38,39 WH3	16	42	44	28	0
0440 CHE40	16	38	45	45	0
0441 CHE41	14	30	28	31	0
0443 CHE43,50 MER2,5	42	85	92	100	0
0446 CHE46,51,54 MER4	16	27	38	45	2
0449 CHE49 MER3,26	28	83	78	72	1
1209 LAF9,10,45	24	84	74	93	2
1213 LAF13	4	9	4	11	0
1219 LAF19,22	10	22	15	21	0
1221 LAF21	9	27	25	14	1
1223 LAF23	10	31	39	32	0
1224 LAF24,40	16	50	42	30	0
1237 LAF37	3	11	8	8	0
1238 LAF38	28	49	42	65	1
1239 LAF39,44,49	36	137	126	100	3
1241 LAF41	32	119	95	64	2
1242 LAF42	24	50	30	38	1
1243 LAF43	9	21	14	14	2
1248 LAF48	11	19	20	18	0
1501 MER1,13,15,24,50	57	139	126	139	1
1506 MER6,49	6	12	8	10	0
1508 MER8,10,51	22	45	57	51	0
1511 MER11,41	10	26	28	24	0
1512 MER12,33	41	98	88	87	0
1517 MER17	48	85	111	150	1
1518 MER18	26	63	53	97	2
1519 MER19	86	210	181	279	7
1520 MER20,46	11	26	20	36	0
1522 MER22	32	78	73	108	2
1523 MER23	39	150	121	181	3
1525 MER25,32	18	57	53	63	1
1527 MER27	7	16	24	27	1
1528 MER28	9	24	17	13	0
1530 MER30	21	33	44	60	1
1531 MER31,43 QUE6,9	56	145	126	167	6
1536 MER36	14	41	55	36	0
1537 MER37,38	42	93	133	154	5
1542 MER42	27	70	72	79	1
1545 MER45,48	6	22	23	25	0
2315 QUE15,20 MER44	0	0	0	0	0
2801 WH1,32,38	26	56	47	45	0
2802 WH2	7	16	23	11	0
2804 WH4,10,12	28	47	42	63	3
2805 WH5,7	9	29	22	33	0
2806 WH6	12	10	25	26	0
2808 WH8	52	128	115	176	0
2809 WH9	73	187	176	238	2
2813 WH13	24	59	67	76	0
2814 WH14	18	43	46	54	1
2816 WH16,36	34	69	67	60	2
2817 WH17,25,48	47	98	115	123	0
2818 WH18	2	2	2	2	0
2819 WH19	25	33	44	43	0
2820 WH20	40	104	106	117	0
2821 WH21	41	71	68	100	1
2822 WH22	9	34	20	43	0
2823 WH23,26 CHE21	72	183	177	175	3
2827 WH27,28	46	124	128	132	6
2829 WH29	2	12	14	9	0
2830 WH30 CHE23	6	8	11	6	0
2831 WH31	41	115	111	125	2
2834 WH34	39	116	122	148	2
2835 WH35	23	50	59	47	0
2837 WH37	15	23	27	31	3
2839 WH39	7	18	18	21	0



2840	WH40,41	29	63	58	68	0
2842	WH42,47 LAF7 MER21,39,40	0	2	2	2	0
2843	WH43 MER34	37	77	86	100	2
2844	WH44	0	3	1	2	0
2845	WH45	30	38	41	52	1
2846	WH46,50,51	7	25	27	26	1

=====

		VOTES	PERCENT
ROCKWOOD R-VI SCHOOL DISTRICT-PROPOSITION R			
**BONDS-CAPITAL IMPROV (57.15% NEEDED)**			
(Vote for ) 1			
01 = YES		7,579	53.95
02 = NO		6,470	46.05

		01	02
0203	BON3	42	36
0210	BON10,25,30,46	147	77
0242	BON42	7	5
0243	BON43,47	102	53
0401	CHE1	65	75
0402	CHE2	13	10
0403	CHE3	26	38
0404	CHE4	63	71
0405	CHE5,6,17	145	118
0407	CHE7,56,57	86	127
0408	CHE8,33	96	101
0409	CHE9	34	62
0410	CHE10	39	88
0411	CHE11	8	23
0413	CHE13	211	232
0414	CHE14,36	8	10
0415	CHE15,16	110	87
0418	CHE18	82	51
0420	CHE20,29	117	116
0424	CHE24	32	34
0425	CHE25	74	61
0426	CHE26	18	21
0427	CHE27,35,47	62	73
0428	CHE28	106	94
0430	CHE30	43	35
0434	CHE34,53,55	125	169
0437	CHE37	56	47
0438	CHE38,39 WH3	35	51
0440	CHE40	58	49
0441	CHE41	47	32
0443	CHE43,50 MER2,5	99	140
0446	CHE46,51,54 MER4	37	53
0449	CHE49 MER3,26	66	109
1209	LAF9,10,45	94	105
1213	LAF13	13	3
1219	LAF19,22	30	18
1221	LAF21	23	25
1223	LAF23	44	30
1224	LAF24,40	41	56
1237	LAF37	12	9
1238	LAF38	61	62
1239	LAF39,44,49	133	144
1241	LAF41	70	126
1242	LAF42	57	30
1243	LAF43	17	21
1248	LAF48	27	22
1501	MER1,13,15,24,50	191	107
1506	MER6,49	8	13
1508	MER8,10,51	73	47
1511	MER11,41	26	37
1512	MER12,33	112	108
1517	MER17	167	88
1518	MER18	72	73
1519	MER19	312	176
1520	MER20,46	29	31
1522	MER22	107	73
1523	MER23	193	126
1525	MER25,32	78	50
1527	MER27	33	22
1528	MER28	19	31
1530	MER30	57	40
1531	MER31,43 QUE6,9	182	146
1536	MER36	66	35
1537	MER37,38	169	123
1542	MER42	99	63
1545	MER45,48	19	31
2315	QUE15,20 MER44	0	0
2801	WH1,32,38	66	49
2802	WH2	16	27
2804	WH4,10,12	78	59
2805	WH5,7	33	27
2806	WH6	30	23
2808	WH8	199	126
2809	WH9	290	155
2813	WH13	111	53
2814	WH14	68	39
2816	WH16,36	85	72
2817	WH17,25,48	154	145
2818	WH18	3	1
2819	WH19	76	31
2820	WH20	155	92
2821	WH21	114	79
2822	WH22	43	23
2823	WH23,26 CHE21	248	195
2827	WH27,28	149	177
2829	WH29	18	12
2830	WH30 CHE23	14	11
2831	WH31	124	162

2834	WH34	180	126
2835	WH35	74	71
2837	WH37	26	44
2839	WH39	24	21
2840	WH40,41	81	78
2842	WH42,47 LAF7 MER21,39,40	5	1
2843	WH43 MER34	106	95
2844	WH44	1	2
2845	WH45	79	30
2846	WH46,50,51	36	25

=====

WE, THE BOARD OF ELECTION COMMISSIONERS OF ST. LOUIS COUNTY, MISSOURI, ACTING AS THE VERIFICATION BOARD PURSUANT TO 115.507,R.S.Mo 1978, HEREBY CERTIFY THE FOREGOING TO BE A TRUE AND CORRECT ABSTRACT OF VOTES CAST FOR THE CANDIDATES AND ISSUES AT THE GENERAL MUNICIPAL ELECTION HELD IN ST. LOUIS COUNTY, MISSOURI, ON APRIL 3, 2012. IN TESTIMONY WHEREOF, WE HAVE HEREUNTO SET OUR HAND AT OUR OFFICE IN MAPLEWOOD, ST. LOUIS COUNTY, MISSOURI, ON APRIL 11, 2012.



VALLEY PARK SCHOOL DISTRICT  
 RUN DATE:04/11/12 12:01 PM

GENERAL MUNICIPAL ELECTION  
 ST. LOUIS COUNTY, MISSOURI  
 TUESDAY, APRIL 3, 2012

OFFICIAL FINAL RESULTS

	TOTAL PERCENT			TOTAL PERCENT	
01 = REGISTERED VOTERS - TOTAL	4,876			03 = VOTER TURNOUT - TOTAL	15.24
02 = BALLOTS CAST - TOTAL	743				
	01	02	03		
2311 QUE11,48	426	28	6.57		
2317 QUE17,40	782	168	21.48		
2325 QUE25,38,51	740	66	8.92		
2328 QUE28,34	206	47	22.82		
2332 QUE32	278	49	17.63		
2335 QUE35,50	686	161	23.47		
2336 QUE36	133	9	6.77		
2339 QUE39	937	69	7.36		
2342 QUE42	549	139	25.32		
2346 QUE46	139	7	5.04		

DIRECTOR VALLEY PARK SCHOOL DISTRICT		VOTES PERCENT		VOTES PERCENT	
(Vote for ) 2					
01 = FRANK J. VENTURELLA		319	29.40	03 = BILL DAINS	413 38.06
02 = JIM PROBERT		351	32.35	04 = INVALID WRITE-IN	2 .18
	01	02	03	04	
2311 QUE11,48	14	16	10	0	
2317 QUE17,40	62	71	97	1	
2325 QUE25,38,51	30	35	35	1	
2328 QUE28,34	22	23	17	0	
2332 QUE32	21	19	23	0	
2335 QUE35,50	74	83	105	0	
2336 QUE36	5	5	6	0	
2339 QUE39	36	39	25	0	
2342 QUE42	53	58	92	0	
2346 QUE46	2	2	3	0	

WE, THE BOARD OF ELECTION COMMISSIONERS OF ST. LOUIS COUNTY, MISSOURI, ACTING AS THE VERIFICATION BOARD PURSUANT TO 115.507,R.S.Mo 1978, HEREBY CERTIFY THE FOREGOING TO BE A TRUE AND CORRECT ABSTRACT OF VOTES CAST FOR THE CANDIDATES AND ISSUES AT THE GENERAL MUNICIPAL ELECTION HELD IN ST. LOUIS COUNTY, MISSOURI, ON APRIL 3, 2012. IN TESTIMONY WHEREOF, WE HAVE HEREUNTO SET OUR HAND AT OUR OFFICE IN MAPLEWOOD, ST. LOUIS COUNTY, MISSOURI, ON APRIL 11, 2012.



ST LOUIS BOUNDARY COMMISSION  
RUN DATE:04/11/12 12:01 PM

GENERAL MUNICIPAL ELECTION  
ST LOUIS COUNTY, MISSOURI  
TUESDAY, APRIL 3, 2012

OFFICIAL FINAL RESULTS

	TOTAL	PERCENT		TOTAL	PERCENT
01 = REGISTERED VOTERS - TOTAL	540		03 = VOTER TURNOUT - TOTAL		42.41
02 = BALLOTS CAST - TOTAL	229				
	01	02	03		
2514 SPL14	540	229	42.41		

	VOTES	PERCENT
COUNTY BOUNDARY COMMISSION-PROPOSITION A		
**ANNEXATION-FLORISSANT AREA 13**		
(Vote for ) 1		
01 = YES	59	25.99
02 = NO	168	74.01
	01	02
2514 SPL14	59	168

WE, THE BOARD OF ELECTION COMMISSIONERS OF ST. LOUIS COUNTY, MISSOURI, ACTING AS THE VERIFICATION BOARD PURSUANT TO 115.507, R.S. MO 1978, HEREBY CERTIFY THE FOREGOING TO BE A TRUE AND CORRECT ABSTRACT OF VOTES CAST FOR THE CANDIDATES AND ISSUES AT THE GENERAL MUNICIPAL ELECTION HELD IN ST. LOUIS COUNTY, MISSOURI, ON APRIL 3, 2012. IN TESTIMONY WHEREOF, WE HAVE HEREUNTO SET OUR HAND AT OUR OFFICE IN MAPLEWOOD, ST. LOUIS COUNTY, MISSOURI, ON APRIL 11, 2012.



ST. LOUIS COUNTY-PROP S  
 RUN DATE:04/11/12 12:01 PM

GENERAL MUNICIPAL ELECTION  
 ST. LOUIS COUNTY, MISSOURI  
 TUESDAY, APRIL 3, 2012

OFFICIAL FINAL RESULTS

	01 = REGISTERED VOTERS - TOTAL	02 = BALLOTS CAST - TOTAL	TOTAL PERCENT	03 = VOTER TURNOUT - TOTAL	TOTAL PERCENT
			652,857		13.91
			90,830		
	01	02	03		
0101 AP1,2,3,53	942	78	8.28		
0104 AP4,28 MID50	1391	117	8.41		
0105 AP5,18,21,39	1336	98	7.34		
0106 AP6,9,13,52	1400	120	8.57		
0107 AP7	209	19	9.09		
0108 AP8,24	975	101	10.36		
0110 AP10	1025	143	13.95		
0111 AP11,20	306	31	10.13		
0112 AP12	441	61	13.83		
0115 AP15	319	30	9.40		
0117 AP17,42 NW26	1798	180	10.01		
0119 AP19,45	1087	58	5.34		
0123 AP23,26 NW14	116	12	10.34		
0125 AP25	284	28	9.86		
0127 AP27	681	97	14.24		
0129 AP29	263	15	5.70		
0130 AP30	158	9	5.70		
0131 AP31	751	152	20.24		
0132 AP32,37	838	42	5.01		
0133 AP33	257	33	12.84		
0134 AP34 FER1,26	1368	72	5.26		
0136 AP36	123	6	4.88		
0141 AP41 MHT12,17	622	56	9.00		
0144 AP44	352	56	15.91		
0146 AP46	56	10	17.86		
0147 AP47	34	2	5.88		
0148 AP48	103	6	5.83		
0149 AP49	693	95	13.71		
0150 AP50 NOR21,38	1500	256	17.07		
0151 AP51	194	54	27.84		
0154 AP54 NRW2	560	86	15.36		
0201 BON1,21	1353	364	26.90		
0202 BON2,4,14,18	1291	331	25.64		
0203 BON3	480	78	16.25		
0205 BON5	1156	276	23.88		
0206 BON6,7	1561	414	26.52		
0208 BON8,22	1174	302	25.72		
0209 BON9	2088	525	25.14		
0210 BON10,25,30,46	1825	227	12.44		
0211 BON11,27,33	1959	502	25.63		
0212 BON12,34	2043	592	28.98		
0213 BON13,23,29	1948	470	24.13		
0215 BON15,16	1296	116	8.95		
0217 BON17,45	550	28	5.09		
0219 BON19,35 CLA 15	1337	302	22.59		
0220 BON20	447	122	27.29		
0224 BON24,28,36	1262	229	18.15		
0226 BON26	177	53	29.94		
0231 BON31,32	1877	422	22.48		
0237 BON37,38	822	163	19.83		
0239 BON39	69	6	8.70		
0240 BON40	678	85	12.54		
0241 BON41,44	490	160	32.65		
0242 BON42	116	12	10.34		
0243 BON43,47	902	155	17.18		
0301 CC1	1112	239	21.49		
0302 CC2,7 MHT13,43	1440	107	7.43		
0303 CC3,5	951	86	9.04		
0304 CC4	192	17	8.85		
0306 CC6,52	1090	111	10.18		
0309 CC9,10	239	68	28.45		
0311 CC11,16,28	1663	407	24.47		
0312 CC12,13,22,61 MID1,13+	1464	796	54.37		
0314 CC14,24,25,51	1663	483	29.04		
0317 CC17	695	56	8.06		
0318 CC18	0	0	. . .		
0319 CC19	944	460	48.73		
0320 CC20,21,66	1124	265	23.58		
0323 CC23	1281	631	49.26		
0326 CC26	86	7	8.14		
0327 CC27,29	773	315	40.75		
0330 CC30	99	16	16.16		
0331 CC31	849	100	11.78		
0332 CC32,56	51	18	35.29		
0333 CC33,62	372	186	50.00		
0334 CC34	192	99	51.56		
0335 CC35,50	1519	136	8.95		
0336 CC36,46	895	491	54.86		
0337 CC37	148	66	44.59		
0338 CC38,47	135	29	21.48		
0339 CC39,43	106	49	46.23		
0340 CC40,48	146	9	6.16		
0341 CC41	332	42	12.65		
0342 CC42,44,64	1748	190	10.87		
0345 CC45	39	8	20.51		
0349 CC49	596	166	27.85		
0353 CC53,54	1237	107	8.65		
0355 CC55	413	197	47.70		
0358 CC58	435	148	34.02		
0359 CC59	174	27	15.52		
0360 CC60	157	79	50.32		
0363 CC63	331	94	28.40		
0401 CHE1	641	144	22.46		
0402 CHE2	295	23	7.80		
0403 CHE3	444	65	14.64		
0404 CHE4	707	137	19.38		

0405	CHE5,6,17	1212	. 263	21.70
0407	CHE7,56,57	842	. 214	25.42
0408	CHE8,33	1573	. 199	12.65
0409	CHE9	699	. 97	13.88
0410	CHE10	737	. 127	17.23
0411	CHE11	216	. 31	14.35
0412	CHE12	394	. 47	11.93
0413	CHE13	1831	. 452	24.69
0414	CHE14,36	196	. 18	9.18
0415	CHE15,16	1727	. 198	11.46
0418	CHE18	797	. 133	16.69
0419	CHE19	762	. 74	9.71
0420	CHE20,29	847	. 236	27.86
0422	CHE22,45 LAF12	1623	. 222	13.68
0424	CHE24	339	. 66	19.47
0425	CHE25	652	. 139	21.32
0426	CHE26	234	. 39	16.67
0427	CHE27,35,47	508	. 140	27.56
0428	CHE28	1219	. 201	16.49
0430	CHE30	560	. 80	14.29
0431	CHE31 LAF26	156	. 14	8.97
0434	CHE34,53,55	1224	. 295	24.10
0437	CHE37	824	. 104	12.62
0438	CHE38,39 WH3	478	. 88	18.41
0440	CHE40	377	. 108	28.65
0441	CHE41	579	. 81	13.99
0443	CHE43,50 MER2,5	1122	. 241	21.48
0446	CHE46,51,54 MER4	461	. 91	19.74
0448	CHE48 MR10	1100	. 198	18.00
0449	CHE49 MER3,26	829	. 175	21.11
0452	CHE52	9	. 0	.00
0501	CLA1	1096	. 259	23.63
0502	CLA2	441	. 83	18.82
0503	CLA3,10,11,62	1964	. 380	19.35
0504	CLA4	473	. 104	21.99
0505	CLA5,56 UNV32,41	1697	. 316	18.62
0506	CLA6,18,29	1111	. 247	22.23
0507	CLA7	428	. 211	49.30
0508	CLA8,44,53	932	. 228	24.46
0509	CLA9	440	. 70	15.91
0512	CLA12,26	386	. 179	46.37
0513	CLA13,14,47,63	1395	. 751	53.84
0516	CLA16,64 CC15	1239	. 599	48.35
0517	CLA17,27	134	. 20	14.93
0519	CLA19	204	. 16	7.84
0520	CLA20	686	. 329	47.96
0521	CLA21,52	906	. 69	7.62
0522	CLA22	942	. 75	7.96
0523	CLA23,33,65	1261	. 161	12.77
0524	CLA24	426	. 205	48.12
0525	CLA25,40 CC65	1014	. 427	42.11
0528	CLA28	143	. 71	49.65
0530	CLA30,31,57,58	1096	. 173	15.78
0532	CLA32,35,43	1497	. 558	37.27
0534	CLA34	86	. 30	34.88
0536	CLA36	65	. 7	10.77
0537	CLA37	877	. 447	50.97
0538	CLA38,39,41,42,59	1210	. 114	9.42
0545	CLA45	462	. 63	13.64
0546	CLA46,48,49,51	1374	. 167	12.15
0550	CLA50	623	. 90	14.45
0554	CLA54	515	. 42	8.16
0555	CLA55	152	. 15	9.87
0560	CLA60	370	. 56	15.14
0561	CLA61	352	. 39	11.08
0601	CON1 GRA58	1099	. 300	27.30
0603	CON3,53 GRA59,60	619	. 133	21.49
0604	CON4,6,44	1504	. 210	13.96
0605	CON5 GRA42 LEM19	1995	. 432	21.65
0607	CON7,40,41	275	. 47	17.09
0608	CON8,27,35,39	1596	. 246	15.41
0609	CON9	1033	. 132	12.78
0610	CON10,29	1550	. 132	8.52
0611	CON11	405	. 28	6.91
0612	CON12	4	. 0	.00
0613	CON13,47,49	1762	. 188	10.67
0614	CON14	283	. 47	16.61
0615	CON15,42,58	1045	. 119	11.39
0616	CON16	381	. 50	13.12
0618	CON18	926	. 40	4.32
0619	CON19	13	. 1	7.69
0620	CON20,33	256	. 41	16.02
0621	CON21,56,57	626	. 103	16.45
0622	CON22	740	. 52	7.03
0624	CON24,28,46,51	1349	. 135	10.01
0625	CON25	1008	. 127	12.60
0626	CON26	188	. 11	5.85
0630	CON30,52	771	. 81	10.51
0631	CON31	492	. 56	11.38
0632	CON32	542	. 46	8.49
0634	CON34	321	. 87	27.10
0636	CON36	374	. 76	20.32
0637	CON37	274	. 29	10.58
0638	CON38	142	. 25	17.61
0643	CON43,45,55	1703	. 147	8.63
0650	CON50	400	. 51	12.75
0654	CON54 TSF14	794	. 95	11.96
0702	FER2	525	. 40	7.62
0703	FER3	145	. 6	4.14
0704	FER4	111	. 20	18.02
0705	FER5	1067	. 170	15.93
0706	FER6	327	. 58	17.74
0707	FER7	389	. 83	21.34
0708	FER8	762	. 94	12.34
0709	FER9,10	530	. 161	30.38
0711	FER11	332	. 24	7.23

0712	FER12	NRW9	446	.	28	6.28
0713	FER13	,23	813	.	93	11.44
0714	FER14	,43	872	.	28	3.21
0715	FER15		264	.	43	16.29
0717	FER17		366	.	11	3.01
0718	FER18		236	.	17	7.20
0719	FER19		1241	.	85	6.85
0720	FER20		194	.	41	21.13
0721	FER21	NRW1	356	.	14	3.93
0722	FER22	,27,29 SPL9	1655	.	103	6.22
0724	FER24		856	.	40	4.67
0725	FER25		5	.	1	20.00
0728	FER28	,30	832	.	182	21.88
0731	FER31	NRW25	673	.	65	9.66
0732	FER32	,40	675	.	99	14.67
0733	FER33	,36	738	.	93	12.60
0734	FER34	,35	1522	.	129	8.48
0737	FER37		1433	.	85	5.93
0738	FER38	,47	619	.	90	14.54
0739	FER39		168	.	33	19.64
0742	FER42		1050	.	63	6.00
0744	FER44		514	.	103	20.04
0745	FER45		238	.	19	7.98
0748	FER48	,51	334	.	31	9.28
0750	FER50		413	.	56	13.56
0801	FLO1	,2 LC7	876	.	76	8.68
0803	FLO3	,44	1449	.	182	12.56
0804	FLO4		1404	.	137	9.76
0805	FLO5	,15,25	995	.	100	10.05
0806	FLO6	,13	1347	.	201	14.92
0807	FLO7	,29,34	1149	.	252	21.93
0808	FLO8	,37	1293	.	155	11.99
0809	FLO9	,10	1392	.	102	7.33
0811	FLO11		546	.	68	12.45
0812	FLO12		389	.	51	13.11
0814	FLO14	,28	1510	.	171	11.32
0816	FLO16	,26,33,41	1446	.	104	7.19
0817	FLO17	SPL18	1537	.	249	16.20
0818	FLO18		533	.	40	7.50
0819	FLO19	,24	1647	.	138	8.38
0820	FLO20	,31,32,39	1086	.	112	10.31
0822	FLO22		454	.	44	9.69
0823	FLO23		1208	.	224	18.54
0830	FLO30	NW5	703	.	44	6.26
0835	FLO35	,36 LC16,18	993	.	78	7.85
0901	GRA1		128	.	10	7.81
0902	GRA2	,8	367	.	66	17.98
0903	GRA3		11	.	6	54.55
0904	GRA4	,55	1486	.	269	18.10
0905	GRA5	,36	1608	.	338	21.02
0906	GRA6		1058	.	94	8.88
0907	GRA7	,19,20,54	1760	.	247	14.03
0909	GRA9	,45	732	.	226	30.87
0910	GRA10	,11,12,46	700	.	106	15.14
0913	GRA13		278	.	54	19.42
0914	GRA14	,41 CON48	902	.	227	25.17
0915	GRA15	,30,35	1341	.	244	18.20
0916	GRA16	,21,23,31	1848	.	236	12.77
0917	GRA17	,61	1029	.	172	16.72
0918	GRA18	,34,37	1159	.	177	15.27
0922	GRA22	,38	1713	.	287	16.75
0924	GRA24	,48	743	.	68	9.15
0925	GRA25		830	.	153	18.43
0926	GRA26		927	.	78	8.41
0927	GRA27		260	.	44	16.92
0928	GRA28	,29	910	.	142	15.60
0932	GRA32		183	.	30	16.39
0933	GRA33	CON17	1207	.	254	21.04
0939	GRA39		89	.	14	15.73
0940	GRA40	CON2	1288	.	351	27.25
0943	GRA43	,51 CON23	116	.	13	11.21
0944	GRA44		687	.	380	55.31
0947	GRA47	,53	920	.	179	19.46
0949	GRA49		11	.	0	.00
0950	GRA50		313	.	52	16.61
0952	GRA52		117	.	12	10.26
0956	GRA56		109	.	13	11.93
0957	GRA57		70	.	12	17.14
1001	HAD1	,2,3	1925	.	335	17.40
1004	HAD4	,14	1879	.	243	12.93
1005	HAD5	,37	407	.	67	16.46
1006	HAD6		337	.	80	23.74
1007	HAD7	,41	493	.	46	9.33
1008	HAD8		690	.	156	22.61
1009	HAD9		881	.	303	34.39
1010	HAD10	,11	1382	.	188	13.60
1012	HAD12	,13	1183	.	283	23.92
1015	HAD15	,16	811	.	124	15.29
1017	HAD17		320	.	0	.00
1018	HAD18		5	.	0	.00
1019	HAD19		393	.	28	7.12
1020	HAD20		306	.	30	9.80
1021	HAD21	,24	961	.	94	9.78
1022	HAD22		358	.	35	9.78
1023	HAD23		273	.	27	9.89
1025	HAD25		370	.	19	5.14
1026	HAD26		240	.	25	10.42
1027	HAD27		759	.	66	8.70
1028	HAD28		672	.	62	9.23
1029	HAD29		450	.	50	11.11
1030	HAD30	,31,34	1286	.	71	5.52
1032	HAD32		1261	.	96	7.61
1033	HAD33	,35	1680	.	136	8.10
1039	HAD39		352	.	44	12.50
1040	HAD40		451	.	37	8.20
1043	HAD43		125	.	9	7.20

1101	JEF1	357	. 36	10.08
1102	JEF2,40	225	. 18	8.00
1103	JEF3	459	. 72	15.69
1104	JEF4	427	. 58	13.58
1105	JEF5,7,41	897	. 96	10.70
1106	JEF6,12,21	574	. 157	27.35
1108	JEF8	613	. 132	21.53
1109	JEF9	238	. 49	20.59
1110	JEF10,46	1290	. 158	12.25
1111	JEF11	319	. 36	11.29
1113	JEF13,20,48,49	1265	. 108	8.54
1114	JEF14,19	1926	. 213	11.06
1115	JEF15	476	. 86	18.07
1116	JEF16	625	. 74	11.84
1117	JEF17,23,47	1189	. 120	10.09
1118	JEF18,24	1520	. 261	17.17
1122	JEF22,25,26	976	. 174	17.83
1127	JEF27,28	1368	. 138	10.09
1129	JEF29,38	819	. 114	13.92
1130	JEF30,42	1762	. 197	11.18
1131	JEF31,44	1686	. 184	10.91
1132	JEF32,33	1401	. 175	12.49
1134	JEF34	1081	. 200	18.50
1135	JEF35	72	. . 7	9.72
1136	JEF36	278	. 38	13.67
1137	JEF37,39	1325	. 181	13.66
1143	JEF43,45	1388	. 139	10.01
1201	LAF1,30 CHE44	1618	. 239	14.77
1202	LAF2	1335	. 176	13.18
1203	LAF3	131	. 17	12.98
1204	LAF4,15,50	1226	. 165	13.46
1205	LAF5	1311	. 137	10.45
1206	LAF6,51,52	1053	. 85	8.07
1208	LAF8	844	. 83	9.83
1209	LAF9,10,45	1360	. 209	15.37
1211	LAF11	572	. 37	6.47
1213	LAF13	212	. 17	8.02
1214	LAF14	695	. 87	12.52
1216	LAF16	545	. 75	13.76
1217	LAF17	385	. 40	10.39
1218	LAF18,20	1084	. 126	11.62
1219	LAF19,22	518	. 50	9.65
1221	LAF21	274	. 48	17.52
1223	LAF23	409	. 77	18.83
1224	LAF24,40	481	. 97	20.17
1225	LAF25,36	439	. 71	16.17
1227	LAF27	1277	. 162	12.69
1228	LAF28	861	. 89	10.34
1229	LAF29	1003	. 106	10.57
1231	LAF31	863	. 131	15.18
1232	LAF32 CHE32	950	. 79	8.32
1233	LAF33	1029	. 81	7.87
1234	LAF34	66	. . 4	6.06
1235	LAF35	194	. 29	14.95
1237	LAF37	189	. 22	11.64
1238	LAF38	968	. 125	12.91
1239	LAF39,44,49	1676	. 285	17.00
1241	LAF41	1102	. 201	18.24
1242	LAF42	456	. 88	19.30
1243	LAF43	222	. 40	18.02
1248	LAF48	223	. 49	21.97
1301	LC1	375	. 41	10.93
1302	LC2	775	. 54	6.97
1303	LC3	642	. 47	7.32
1304	LC4	518	. 22	4.25
1305	LC5,19,27	1446	. 130	8.99
1306	LC6	374	. 19	5.08
1308	LC8,31	1291	. 79	6.12
1309	LC9	1307	. 140	10.71
1310	LC10,23,25 FLO42	1482	. 93	6.28
1311	LC11,13,37,38	1588	. 101	6.36
1312	LC12,32	1241	. 99	7.98
1314	LC14	1257	. 55	4.38
1315	LC15,33	1185	. 76	6.41
1317	LC17,24	1122	. 70	6.24
1320	LC20	301	. 11	3.65
1321	LC21	1769	. 75	4.24
1322	LC22,28	1846	. 162	8.78
1330	LC30 SPL8	1785	. 114	6.39
1334	LC34 FLO21,27,38	1289	. 90	6.98
1335	LC35	330	. 21	6.36
1336	LC36	317	. 24	7.57
1339	LC39 FLO40	116	. 10	8.62
1401	LEM1,5	1536	. 79	5.14
1402	LEM2,3,34	1553	. 116	7.47
1404	LEM4,6,8,41	1223	. 72	5.89
1407	LEM7,9	1390	. 92	6.62
1410	LEM10	841	. 167	19.86
1411	LEM11,14,20,43	713	. 127	17.81
1412	LEM12	511	. 53	10.37
1413	LEM13	1340	. 132	9.85
1415	LEM15,30,36	1696	. 133	7.84
1417	LEM17,39	1368	. 144	10.53
1418	LEM18	71	. . 5	7.04
1421	LEM21,42	965	. 76	7.88
1422	LEM22,29	1247	. 100	8.02
1423	LEM23,31	1583	. 144	9.10
1424	LEM24,32	1140	. 98	8.60
1425	LEM25	82	. 18	21.95
1426	LEM26	137	. 29	21.17
1427	LEM27	119	. 34	28.57
1428	LEM28	130	. 33	25.38
1433	LEM33,35,40,44,45	1467	. 123	8.38
1437	LEM37	223	. 22	9.87
1447	LEM47 TSF7	1249	. 115	9.21
1501	MER1,13,15,24,50	2166	. 299	13.80



1506	MER6,49	235	. 21	8.94
1507	MER7,9	51	. . 9	17.65
1508	MER8,10,51	807	. 120	14.87
1511	MER11,41	517	. 64	12.38
1512	MER12,33	1171	. 223	19.04
1514	MER14	3	. . 0	.00
1516	MER16	8	. . 0	.00
1517	MER17	1549	. 257	16.59
1518	MER18	1007	. 149	14.80
1519	MER19	2490	. 490	19.68
1520	MER20,46	253	. 60	23.72
1522	MER22	897	. 180	20.07
1523	MER23	1872	. 319	17.04
1525	MER25,32	753	. 128	17.00
1527	MER27	417	. 55	13.19
1528	MER28	192	. 50	26.04
1530	MER30	477	. 98	20.55
1531	MER31,43 QUE6,9	2521	. 331	13.13
1535	MER35	8	. . 1	12.50
1536	MER36	739	. 101	13.67
1537	MER37,38	1644	. 296	18.00
1542	MER42	1314	. 164	12.48
1545	MER45,48	554	. 53	9.57
1547	MER47	448	. 19	4.24
1601	MHT1,4,5	1314	. 172	13.09
1602	MHT2,26	912	. 173	18.97
1603	MHT3,24 CHE42 MR65	1484	. 233	15.70
1606	MHT6,14,49	1536	. 245	15.95
1608	MHT8,28	534	. 49	9.18
1609	MHT9	1304	. 350	26.84
1610	MHT10,21,25,33,47	1609	. 128	7.96
1611	MHT11	738	. 69	9.35
1616	MHT16,30,36,38,45,58,59	1170	. 112	9.57
1618	MHT18,57	2	. . 0	.00
1619	MHT19,27,64	1871	. 354	18.92
1620	MHT20,48	1098	. 203	18.49
1622	MHT22	833	. 62	7.44
1623	MHT23	900	. 73	8.11
1629	MHT29,61	193	. . 6	3.11
1631	MHT31,40	387	. 29	7.49
1632	MHT32 CC8	340	. 12	3.53
1634	MHT34	1566	. 134	8.56
1635	MHT35,56	1207	. 100	8.29
1637	MHT37	3	. . 2	66.67
1641	MHT41	439	. 13	2.96
1642	MHT42	435	. 70	16.09
1644	MHT44	84	. . 1	1.19
1646	MHT46	114	. . 3	2.63
1650	MHT50,52	905	. 217	23.98
1651	MHT51	143	. 15	10.49
1653	MHT53	132	. 35	26.52
1654	MHT54 MR43	414	. 56	13.53
1655	MHT55	174	. 46	26.44
1660	MHT60,62,63	78	. . 3	3.85
1702	MID2,3,45	1408	. 213	15.13
1704	MID4,48	896	. 158	17.63
1705	MID5,26,54,59	1303	. 208	15.96
1706	MID6,11,68	873	. 93	10.65
1707	MID7 AP22	494	. 76	15.38
1708	MID8	402	. 36	8.96
1709	MID9	789	. 112	14.20
1710	MID10	138	. 33	23.91
1712	MID12	995	. 99	9.95
1714	MID14 NOR23	1193	. 142	11.90
1715	MID15	506	. 57	11.26
1716	MID16,41,63	1576	. 453	28.74
1717	MID17,29,34,36,37,49,51+	2278	. 1039	45.61
1718	MID18	317	. 32	10.09
1719	MID19	384	. . 6	1.56
1720	MID20	18	. . 4	22.22
1721	MID21 NOR60	477	. 86	18.03
1722	MID22	624	. 109	17.47
1723	MID23	499	. 69	13.83
1724	MID24 CC57	674	. 48	7.12
1725	MID25	48	. . 5	10.42
1727	MID27	325	. 48	14.77
1730	MID30,32	343	. 21	6.12
1731	MID31	1	. . 0	.00
1733	MID33,44,61	529	. 46	8.70
1735	MID35,60,67	900	. 79	8.78
1738	MID38	35	. . 4	11.43
1742	MID42	478	. 68	14.23
1743	MID43	904	. 106	11.73
1746	MID46	263	. 30	11.41
1747	MID47	588	. 108	18.37
1752	MID52	310	. 39	12.58
1753	MID53,58	472	. 42	8.90
1755	MID55	229	. 38	16.59
1756	MID56 AP40	878	. 121	13.78
1757	MID57,62	125	. 24	19.20
1801	MR1,11,13	843	. 229	27.16
1802	MR2	129	. 43	33.33
1803	MR3,67	816	. 121	14.83
1804	MR4,59,60	956	. 66	6.90
1805	MR5,28,32	953	. 122	12.80
1806	MR6,38	864	. 204	23.61
1807	MR7,45	659	. 45	6.83
1808	MR8,12,15,24,41,47,62	1341	. 156	11.63
1809	MR9	83	. 12	14.46
1814	MR14	336	. 68	20.24
1816	MR16,17	926	. 113	12.20
1818	MR18,68,69	1979	. 236	11.93
1819	MR19,20,21,22	1590	. 216	13.58
1823	MR23,53	887	. 121	13.64
1825	MR25,31,61	1179	. 342	29.01
1826	MR26	1078	. 85	7.88

1827	MR27,36,71	1999	. 131	6.55
1829	MR29	767	. 179	23.34
1830	MR30	498	. 64	12.85
1833	MR33,54	503	. 109	21.67
1834	MR34	469	. 66	14.07
1835	MR35,50	1047	. 76	7.26
1837	MR37,49	666	. 149	22.37
1839	MR39	486	. 92	18.93
1840	MR40	172	. 104	60.47
1842	MR42	200	. 101	50.50
1844	MR44	633	. 149	23.54
1846	MR46	489	. 208	42.54
1848	MR48	484	. 138	28.51
1851	MR51,70	938	. 398	42.43
1852	MR52 MHT7,39	1042	. 126	12.09
1855	MR55	519	. 51	9.83
1856	MR56	39	. 15	38.46
1857	MR57	538	. 38	7.06
1858	MR58	1141	. 99	8.68
1863	MR63,66	556	. 50	8.99
1864	MR64	195	. 10	5.13
1901	NOR1	543	. 45	8.29
1902	NOR2	607	. 97	15.98
1903	NOR3	502	. 49	9.76
1904	NOR4,10	776	. 106	13.66
1905	NOR5	603	. 49	8.13
1906	NOR6	885	. 83	9.38
1907	NOR7	677	. 168	24.82
1908	NOR8	7	. 0	.00
1909	NOR9	557	. 55	9.87
1911	NOR11	370	. 68	18.38
1912	NOR12	656	. 43	6.55
1913	NOR13	143	. 10	6.99
1914	NOR14	166	. 71	42.77
1915	NOR15	1148	. 206	17.94
1916	NOR16	514	. 128	24.90
1917	NOR17,24	167	. 17	10.18
1918	NOR18	485	. 24	4.95
1919	NOR19	329	. 7	2.13
1920	NOR20	309	. 6	1.94
1922	NOR22	218	. 15	6.88
1925	NOR25,43	420	. 138	32.86
1926	NOR26,34	1303	. 185	14.20
1927	NOR27 AP14	451	. 35	7.76
1929	NOR29	927	. 139	14.99
1930	NOR30	653	. 105	16.08
1931	NOR31 AP16,43	145	. 23	15.86
1932	NOR32,59	216	. 77	35.65
1933	NOR33	182	. 16	8.79
1935	NOR35,49,54	534	. 19	3.56
1936	NOR36	365	. 15	4.11
1937	NOR37	443	. 52	11.74
1939	NOR39	340	. 36	10.59
1940	NOR40	128	. 15	11.72
1942	NOR42	370	. 65	17.57
1944	NOR44	118	. 6	5.08
1946	NOR46,52,55	745	. 50	6.71
1947	NOR47	0	. 0	.00
1948	NOR48,51	670	. 30	4.48
1950	NOR50,53	399	. 35	8.77
1956	NOR56,64	359	. 102	28.41
1957	NOR57	12	. 0	.00
1958	NOR58,62	495	. 19	3.84
1961	NOR61	88	. 2	2.27
2003	NRW3,4 AP38	1751	. 355	20.27
2005	NRW5	1125	. 219	19.47
2006	NRW6	124	. 22	17.74
2007	NRW7,17	1548	. 102	6.59
2008	NRW8	111	. 29	26.13
2010	NRW10,11,12,57	1439	. 183	12.72
2013	NRW13,18	474	. 83	17.51
2014	NRW14,31,34	111	. 8	7.21
2015	NRW15	90	. 36	40.00
2016	NRW16	2	. 0	.00
2019	NRW19,20	1261	. 80	6.34
2021	NRW21,24	1280	. 67	5.23
2022	NRW22	206	. 9	4.37
2023	NRW23	431	. 13	3.02
2026	NRW26	316	. 29	9.18
2027	NRW27,28,32	855	. 30	3.51
2029	NRW29	105	. 32	30.48
2030	NRW30,33,36	784	. 62	7.91
2035	NRW35	579	. 44	7.60
2037	NRW37,40	611	. 64	10.47
2038	NRW38,58,59	350	. 27	7.71
2039	NRW39,41 FER41,49	1580	. 59	3.73
2042	NRW42	725	. 93	12.83
2043	NRW43	801	. 36	4.49
2044	NRW44	396	. 56	14.14
2045	NRW45	31	. 2	6.45
2046	NRW46	407	. 28	6.88
2047	NRW47,49	926	. 79	8.53
2048	NRW48	684	. 20	2.92
2050	NRW50	374	. 19	5.08
2051	NRW51	361	. 43	11.91
2052	NRW52 NOR45	449	. 38	8.46
2053	NRW53	279	. 15	5.38
2054	NRW54	212	. 10	4.72
2055	NRW55	185	. 4	2.16
2056	NRW56 NOR63	818	. 53	6.48
2101	NW1	1635	. 121	7.40
2102	NW2,16	1472	. 100	6.79
2103	NW3,17,59	739	. 201	27.20
2104	NW4	548	. 30	5.47
2106	NW6,29	1	. 0	.00
2107	NW7 LC29	1126	. 82	7.28

2108	NW8	766	. 67	8.75
2109	NW9,22,24,46	1437	. 88	6.12
2110	NW10,28	859	. 36	4.19
2111	NW11	539	. 123	22.82
2112	NW12,50,58	807	. 179	22.18
2113	NW13	911	. 74	8.12
2115	NW15,39	486	. 19	3.91
2118	NW18,23,34,45	1395	. 91	6.52
2119	NW19,33,35	1513	. 109	7.20
2120	NW20	538	. 52	9.67
2121	NW21,36	23	. 2	8.70
2125	NW25,27,30,52,61	1030	. 58	5.63
2131	NW31,60 AP35	513	. 147	28.65
2132	NW32,42,43	925	. 73	7.89
2137	NW37	508	. 60	11.81
2138	NW38,53 MHT15	1399	. 134	9.58
2140	NW40	1016	. 70	6.89
2141	NW41,48	1860	. 83	4.46
2144	NW44	18	. 6	33.33
2147	NW47	0	. 0	. . .
2149	NW49,56,57	1184	. 115	9.71
2151	NW51	715	. 61	8.53
2154	NW54	426	. 36	8.45
2155	NW55	342	. 20	5.85
2201	OAK1,6	1302	. 133	10.22
2202	OAK2,14	1698	. 152	8.95
2203	OAK3,4,23,30,33	1815	. 178	9.81
2205	OAK5	1285	. 121	9.42
2207	OAK7,27,28	1268	. 147	11.59
2208	OAK8,22	1738	. 196	11.28
2209	OAK9,24,29	1638	. 210	12.82
2210	OAK10,34	1695	. 200	11.80
2211	OAK11,16	1433	. 119	8.30
2212	OAK12,31 LEM16,38,46	1873	. 196	10.46
2213	OAK13,25,32	1607	. 125	7.78
2215	OAK15	2208	. 233	10.55
2217	OAK17,20	1779	. 176	9.89
2218	OAK18,35,36 TSF14	1672	. 195	11.66
2219	OAK19	1929	. 165	8.55
2221	OAK21,26	1871	. 182	9.73
2301	QUE1,5	1299	. 78	6.00
2302	QUE2,14,22	1290	. 203	15.74
2303	QUE3	131	. 13	9.92
2304	QUE4	451	. 52	11.53
2307	QUE7	716	. 75	10.47
2308	QUE8	306	. 23	7.52
2310	QUE10	391	. 85	21.74
2311	QUE11,48	426	. 28	6.57
2312	QUE12	521	. 37	7.10
2313	QUE13	157	. 5	3.18
2315	QUE15,20 MER44	29	. 0	. 00
2316	QUE16	429	. 34	7.93
2317	QUE17,40	782	. 168	21.48
2318	QUE18	866	. 86	9.93
2319	QUE19,52 MER29	1354	. 84	6.20
2321	QUE21	66	. 2	3.03
2323	QUE23	827	. 124	14.99
2324	QUE24,41,47	1166	. 85	7.29
2325	QUE25,38,51	740	. 66	8.92
2326	QUE26 LAF46	425	. 32	7.53
2327	QUE27 LAF47	264	. 28	10.61
2328	QUE28,34	206	. 47	22.82
2329	QUE29	1375	. 119	8.65
2330	QUE30	130	. 23	17.69
2331	QUE31,53,54	671	. 69	10.28
2332	QUE32	278	. 49	17.63
2333	QUE33	409	. 30	7.33
2335	QUE35,50	686	. 161	23.47
2336	QUE36	133	. 9	6.77
2337	QUE37	1211	. 48	3.96
2339	QUE39	937	. 69	7.36
2342	QUE42	549	. 139	25.32
2343	QUE43	920	. 60	6.52
2344	QUE44	829	. 97	11.70
2345	QUE45	362	. 21	5.80
2346	QUE46	139	. 7	5.04
2349	QUE49	228	. 7	3.07
2401	SF1	1058	. 59	5.58
2402	SF2,24	711	. 28	3.94
2403	SF3,22	780	. 29	3.72
2404	SF4,5	1556	. 33	2.12
2406	SF6,9	1448	. 51	3.52
2407	SF7,8,37,38,39	1504	. 67	4.45
2410	SF10	1005	. 48	4.78
2411	SF11,17,21,27,30,34	1343	. 25	1.86
2412	SF12,19	519	. 69	13.29
2413	SF13,14,23	1864	. 132	7.08
2415	SF15,16,35	1837	. 123	6.70
2418	SF18,20	1092	. 68	6.23
2425	SF25	1076	. 121	11.25
2426	SF26,40	25	. 1	4.00
2428	SF28	280	. 20	7.14
2429	SF29,33,41	1059	. 46	4.34
2431	SF31,32	1336	. 141	10.55
2436	SF36	101	. 16	15.84
2442	SF42,43 SPL5	1611	. 72	4.47
2501	SPL1	1590	. 100	6.29
2502	SPL2,24,25	1576	. 99	6.28
2503	SPL3	1756	. 61	3.47
2504	SPL4	998	. 90	9.02
2506	SPL6 LC26	1557	. 113	7.26
2507	SPL7	1549	. 104	6.71
2510	SPL10,27	1262	. 154	12.20
2511	SPL11	1537	. 103	6.70
2512	SPL12 FER46 FLO43	687	. 71	10.33
2513	SPL13	1275	. 89	6.98

2514	SPL14	540	. 229	42.41
2515	SPL15	1162	. 204	17.56
2516	SPL16	776	. 59	7.60
2517	SPL17,19,23	1971	. 126	6.39
2520	SPL20,26	1405	. 232	16.51
2521	SPL21	557	. 60	10.77
2522	SPL22	957	. 68	7.11
2528	SPL28	1042	. 102	9.79
2529	SPL29	1146	. 50	4.36
2601	TSF1,9,20	1780	. 139	7.81
2602	TSF2,10	989	. 122	12.34
2603	TSF3,5	1880	. 196	10.43
2606	TSF6,8	2049	. 255	12.45
2611	TSF11,12	2146	. 140	6.52
2613	TSF13,17	1769	. 235	13.28
2615	TSF15,27	1143	. 105	9.19
2616	TSF16	1750	. 186	10.63
2618	TSF18	1214	. 154	12.69
2619	TSF19,28	1824	. 182	9.98
2621	TSF21	1198	. 125	10.43
2622	TSF22,23,29	1263	. 117	9.26
2624	TSF24	1521	. 124	8.15
2625	TSF25,26	1733	. 182	10.50
2701	UNV1	650	. 32	4.92
2702	UNV2,48 NOR28	129	. 5	3.88
2703	UNV3	186	. 23	12.37
2704	UNV4,22	985	. 89	9.04
2705	UNV5,6,8,12,13	568	. 26	4.58
2707	UNV7	325	. 12	3.69
2709	UNV9	257	. 81	31.52
2710	UNV10	687	. 49	7.13
2711	UNV11	162	. 7	4.32
2714	UNV14	1384	. 63	4.55
2715	UNV15,16	1473	. 71	4.82
2717	UNV17	792	. 58	7.32
2718	UNV18	15	. 3	20.00
2719	UNV19	1242	. 87	7.00
2720	UNV20 HAD36,38,42	1469	. 281	19.13
2721	UNV21	565	. 116	20.53
2723	UNV23,30	1245	. 261	20.96
2724	UNV24,29	1819	. 335	18.42
2725	UNV25,26	1415	. 96	6.78
2727	UNV27	1494	. 106	7.10
2728	UNV28,45	1064	. 155	14.57
2731	UNV31	674	. 146	21.66
2733	UNV33,34,39,40,43,44	1546	. 306	19.79
2735	UNV35,36,38,42	1777	. 102	5.74
2737	UNV37,47	848	. 128	15.09
2746	UNV46	1351	. 69	5.11
2749	UNV49	852	. 142	16.67
2801	WH1,32,38	609	. 118	19.38
2802	WH2	175	. 43	24.57
2804	WH4,10,12	527	. 138	26.19
2805	WH5,7	240	. 60	25.00
2806	WH6	388	. 53	13.66
2808	WH8	1338	. 328	24.51
2809	WH9	1960	. 448	22.86
2811	WH11,49	1012	. 93	9.19
2813	WH13	831	. 165	19.86
2814	WH14	450	. 107	23.78
2815	WH15	565	. 54	9.56
2816	WH16,36	618	. 160	25.89
2817	WH17,25,48	1197	. 305	25.48
2818	WH18	156	. 4	2.56
2819	WH19	575	. 108	18.78
2820	WH20	1194	. 251	21.02
2821	WH21	1130	. 193	17.08
2822	WH22	222	. 66	29.73
2823	WH23,26 CHE21	1754	. 445	25.37
2824	WH24	523	. 52	9.94
2827	WH27,28	1119	. 335	29.94
2829	WH29	242	. 31	12.81
2830	WH30 CHE23	200	. 26	13.00
2831	WH31	981	. 290	29.56
2833	WH33	314	. 23	7.32
2834	WH34	1587	. 310	19.53
2835	WH35	526	. 145	27.57
2837	WH37	249	. 73	29.32
2839	WH39	190	. 48	25.26
2840	WH40,41	825	. 161	19.52
2842	WH42,47 LAF7 MER21,39,40	99	. 6	6.06
2843	WH43 MER34	1098	. 211	19.22
2844	WH44	58	. 3	5.17
2845	WH45	931	. 111	11.92
2846	WH46,50,51	532	. 61	11.47

=====

ST. LOUIS COUNTY-PROPOSITION S		VOTES	PERCENT
**BONDS-COURT FACILITIES (57.15% NEEDED)**			
(Vote for ) 1			
01 = YES		52,889	59.52
02 = NO		35,968	40.48

	01	02
0101	AP1,2,3,53	41 35
0104	AP4,28 MID50	55 60
0105	AP5,18,21,39	63 34
0106	AP6,9,13,52	69 50
0107	AP7	5 14
0108	AP8,24	51 49
0110	AP10	78 58
0111	AP11,20	24 7
0112	AP12	34 26

0115	AP15	18	11
0117	AP17,42 NW26	107	71
0119	AP19,45	31	27
0123	AP23,26 NW14	7	5
0125	AP25	16	12
0127	AP27	45	45
0129	AP29	7	8
0130	AP30	2	7
0131	AP31	71	75
0132	AP32,37	27	15
0133	AP33	19	14
0134	AP34 FER1,26	44	28
0136	AP36	3	3
0141	AP41 MHT12,17	40	15
0144	AP44	28	26
0146	AP46	6	4
0147	AP47	1	1
0148	AP48	4	2
0149	AP49	54	41
0150	AP50 NOR21,38	130	117
0151	AP51	31	23
0154	AP54 NRW2	34	46
0201	BON1,21	225	130
0202	BON2,4,14,18	187	128
0203	BON3	42	35
0205	BON5	169	97
0206	BON6,7	245	160
0208	BON8,22	176	118
0209	BON9	329	181
0210	BON10,25,30,46	118	106
0211	BON11,27,33	288	203
0212	BON12,34	365	219
0213	BON13,23,29	282	174
0215	BON15,16	65	49
0217	BON17,45	13	14
0219	BON19,35 CLA 15	167	130
0220	BON20	65	54
0224	BON24,28,36	119	102
0226	BON26	36	16
0231	BON31,32	274	134
0237	BON37,38	85	74
0239	BON39	3	3
0240	BON40	43	42
0241	BON41,44	79	77
0242	BON42	5	7
0243	BON43,47	93	59
0301	CC1	147	83
0302	CC2,7 MHT13,43	75	31
0303	CC3,5	49	33
0304	CC4	13	3
0306	CC6,52	82	28
0309	CC9,10	44	24
0311	CC11,16,28	246	147
0312	CC12,13,22,61 MID1,13+	508	248
0314	CC14,24,25,51	316	159
0317	CC17	37	19
0318	CC18	0	0
0319	CC19	244	202
0320	CC20,21,66	153	111
0323	CC23	395	207
0326	CC26	2	4
0327	CC27,29	162	145
0330	CC30	13	3
0331	CC31	68	32
0332	CC32,56	13	4
0333	CC33,62	113	67
0334	CC34	57	40
0335	CC35,50	96	36
0336	CC36,46	272	195
0337	CC37	40	23
0338	CC38,47	17	12
0339	CC39,43	29	18
0340	CC40,48	6	3
0341	CC41	28	14
0342	CC42,44,64	132	54
0345	CC45	2	6
0349	CC49	103	57
0353	CC53,54	71	30
0355	CC55	122	69
0358	CC58	86	55
0359	CC59	19	5
0360	CC60	57	19
0363	CC63	65	26
0401	CHE1	56	79
0402	CHE2	12	10
0403	CHE3	23	40
0404	CHE4	67	67
0405	CHE5,6,17	101	160
0407	CHE7,56,57	94	115
0408	CHE8,33	79	116
0409	CHE9	40	56
0410	CHE10	47	78
0411	CHE11	11	20
0412	CHE12	21	26
0413	CHE13	217	221
0414	CHE14,36	10	8
0415	CHE15,16	107	89
0418	CHE18	79	51
0419	CHE19	49	23
0420	CHE20,29	113	121
0422	CHE22,45 LAF12	117	97
0424	CHE24	26	39
0425	CHE25	78	61
0426	CHE26	20	19
0427	CHE27,35,47	63	75
0428	CHE28	93	105

0430	CHE30	45	33
0431	CHE31 LAF26	7	7
0434	CHE34,53,55	126	166
0437	CHE37	51	48
0438	CHE38,39 WH3	39	48
0440	CHE40	59	45
0441	CHE41	47	33
0443	CHE43,50 MER2,5	98	140
0446	CHE46,51,54 MER4	36	54
0448	CHE48 MR10	121	76
0449	CHE49 MER3,26	86	86
0452	CHE52	0	0
0501	CLA1	202	55
0502	CLA2	58	25
0503	CLA3,10,11,62	308	70
0504	CLA4	87	17
0505	CLA5,56 UNV32,41	218	87
0506	CLA6,18,29	149	93
0507	CLA7	115	89
0508	CLA8,44,53	190	36
0509	CLA9	51	19
0512	CLA12,26	88	83
0513	CLA13,14,47,63	422	302
0516	CLA16,64 CC15	273	300
0517	CLA17,27	14	6
0519	CLA19	7	7
0520	CLA20	189	131
0521	CLA21,52	53	16
0522	CLA22	56	19
0523	CLA23,33,65	98	60
0524	CLA24	118	82
0525	CLA25,40 CC65	199	209
0528	CLA28	38	30
0530	CLA30,31,57,58	117	54
0532	CLA32,35,43	301	244
0534	CLA34	8	22
0536	CLA36	6	1
0537	CLA37	229	197
0538	CLA38,39,41,42,59	73	40
0545	CLA45	38	25
0546	CLA46,48,49,51	111	54
0550	CLA50	58	32
0554	CLA54	17	24
0555	CLA55	9	6
0560	CLA60	26	29
0561	CLA61	20	19
0601	CON1 GRA58	175	115
0603	CON3,53 GRA59,60	65	67
0604	CON4,6,44	110	93
0605	CON5 GRA42 LEM19	239	182
0607	CON7,40,41	24	20
0608	CON8,27,35,39	128	116
0609	CON9	68	62
0610	CON10,29	71	55
0611	CON11	16	12
0612	CON12	0	0
0613	CON13,47,49	125	62
0614	CON14	30	16
0615	CON15,42,58	78	40
0616	CON16	34	15
0618	CON18	26	13
0619	CON19	0	1
0620	CON20,33	21	19
0621	CON21,56,57	51	49
0622	CON22	34	17
0624	CON24,28,46,51	72	63
0625	CON25	64	61
0626	CON26	5	6
0630	CON30,52	46	35
0631	CON31	34	22
0632	CON32	18	27
0634	CON34	45	39
0636	CON36	32	43
0637	CON37	18	11
0638	CON38	18	7
0643	CON43,45,55	72	74
0650	CON50	23	27
0654	CON54 TSF14	48	45
0702	FER2	27	13
0703	FER3	5	1
0704	FER4	10	10
0705	FER5	105	61
0706	FER6	18	31
0707	FER7	30	50
0708	FER8	54	33
0709	FER9,10	71	83
0711	FER11	12	11
0712	FER12 NRW	19	8
0713	FER13,23	52	36
0714	FER14,43	13	15
0715	FER15	28	15
0717	FER17	3	8
0718	FER18	7	10
0719	FER19	54	30
0720	FER20	29	12
0721	FER21 NRW	8	6
0722	FER22,27,29 SPL9	60	41
0724	FER24	20	19
0725	FER25	0	1
0728	FER28,30	95	84
0731	FER31 NRW25	44	21
0732	FER32,40	76	22
0733	FER33,36	64	29
0734	FER34,35	87	40
0737	FER37	52	32
0738	FER38,47	61	29

0739	FER39	18	12
0742	FER42	39	24
0744	FER44	61	40
0745	FER45	12	7
0748	FER48,51	15	15
0750	FER50	35	20
0801	FLO1,2 LC7	54	20
0803	FLO3,44	122	56
0804	FLO4	86	51
0805	FLO5,15,25	55	43
0806	FLO6,13	127	67
0807	FLO7,29,34	154	92
0808	FLO8,37	85	68
0809	FLO9,10	69	31
0811	FLO11	40	28
0812	FLO12	35	16
0814	FLO14,28	111	60
0816	FLO16,26,33,41	61	40
0817	FLO17 SPL18	145	99
0818	FLO18	25	15
0819	FLO19,24	92	46
0820	FLO20,31,32,39	72	40
0822	FLO22	31	12
0823	FLO23	145	75
0830	FLO30 NW5	32	12
0835	FLO35,36 LC16,18	48	30
0901	GRA1	7	3
0902	GRA2,8	26	37
0903	GRA3	1	5
0904	GRA4,55	155	108
0905	GRA5,36	205	128
0906	GRA6	51	43
0907	GRA7,19,20,54	150	95
0909	GRA9,45	147	73
0910	GRA10,11,12,46	61	44
0913	GRA13	31	23
0914	GRA14,41 CON48	128	92
0915	GRA15,30,35	121	123
0916	GRA16,21,23,31	123	110
0917	GRA17,61	102	67
0918	GRA18,34,37	81	95
0922	GRA22,38	167	117
0924	GRA24,48	39	29
0925	GRA25	82	68
0926	GRA26	53	24
0927	GRA27	17	26
0928	GRA28,29	71	68
0932	GRA32	19	11
0933	GRA33 CON17	134	114
0939	GRA39	11	3
0940	GRA40 CON2	192	151
0943	GRA43,51 CON23	9	4
0944	GRA44	180	187
0947	GRA47,53	98	76
0949	GRA49	0	0
0950	GRA50	35	17
0952	GRA52	8	3
0956	GRA56	10	3
0957	GRA57	6	5
1001	HAD1,2,3	274	54
1004	HAD4,14	192	48
1005	HAD5,37	55	12
1006	HAD6	51	27
1007	HAD7,41	30	16
1008	HAD8	119	32
1009	HAD9	237	64
1010	HAD10,11	155	31
1012	HAD12,13	196	86
1015	HAD15,16	90	34
1017	HAD17	0	0
1018	HAD18	0	0
1019	HAD19	16	12
1020	HAD20	26	4
1021	HAD21,24	73	20
1022	HAD22	28	7
1023	HAD23	20	7
1025	HAD25	10	9
1026	HAD26	17	7
1027	HAD27	41	24
1028	HAD28	41	21
1029	HAD29	39	10
1030	HAD30,31,34	41	30
1032	HAD32	71	25
1033	HAD33,35	94	42
1039	HAD39	25	17
1040	HAD40	28	9
1043	HAD43	7	2
1101	JEF1	25	10
1102	JEF2,40	11	7
1103	JEF3	55	17
1104	JEF4	40	17
1105	JEF5,7,41	56	37
1106	JEF6,12,21	117	33
1108	JEF8	86	41
1109	JEF9	37	11
1110	JEF10,46	107	51
1111	JEF11	23	13
1113	JEF13,20,48,49	79	28
1114	JEF14,19	170	42
1115	JEF15	57	28
1116	JEF16	53	21
1117	JEF17,23,47	89	31
1118	JEF18,24	194	65
1122	JEF22,25,26	125	48
1127	JEF27,28	107	31
1129	JEF29,38	74	37

1130	JEF30,42	148	47
1131	JEF31,44	130	53
1132	JEF32,33	114	55
1134	JEF34	143	53
1135	JEF35	7	0
1136	JEF36	25	13
1137	JEF37,39	118	60
1143	JEF43,45	101	37
1201	LAF1,30 CHE44	136	98
1202	LAF2	98	77
1203	LAF3	11	6
1204	LAF4,15,50	108	57
1205	LAF5	83	54
1206	LAF6,51,52	48	35
1208	LAF8	49	34
1209	LAF9,10,45	99	106
1211	LAF11	29	8
1213	LAF13	11	6
1214	LAF14	59	27
1216	LAF16	42	32
1217	LAF17	21	19
1218	LAF18,20	75	50
1219	LAF19,22	30	20
1221	LAF21	31	17
1223	LAF23	41	35
1224	LAF24,40	49	47
1225	LAF25,36	38	32
1227	LAF27	94	63
1228	LAF28	51	37
1229	LAF29	63	43
1231	LAF31	77	53
1232	LAF32 CHE32	44	35
1233	LAF33	47	32
1234	LAF34	2	2
1235	LAF35	16	13
1237	LAF37	11	11
1238	LAF38	72	53
1239	LAF39,44,49	150	129
1241	LAF41	77	121
1242	LAF42	56	30
1243	LAF43	17	22
1248	LAF48	32	17
1301	LC1	28	12
1302	LC2	26	28
1303	LC3	24	22
1304	LC4	14	7
1305	LC5,19,27	71	58
1306	LC6	11	8
1308	LC8,31	48	31
1309	LC9	79	56
1310	LC10,23,25 FLO42	53	39
1311	LC11,13,37,38	56	44
1312	LC12,32	59	38
1314	LC14	37	18
1315	LC15,33	41	35
1317	LC17,24	47	22
1320	LC20	10	1
1321	LC21	53	21
1322	LC22,28	92	69
1330	LC30 SPL8	69	44
1334	LC34 FLO21,27,38	63	26
1335	LC35	11	10
1336	LC36	12	12
1339	LC39 FLO40	3	7
1401	LEM1,5	37	40
1402	LEM2,3,34	62	53
1404	LEM4,6,8,41	47	25
1407	LEM7,9	50	41
1410	LEM10	94	64
1411	LEM11,14,20,43	74	51
1412	LEM12	30	23
1413	LEM13	76	55
1415	LEM15,30,36	71	58
1417	LEM17,39	93	50
1418	LEM18	3	2
1421	LEM21,42	48	28
1422	LEM22,29	60	34
1423	LEM23,31	80	62
1424	LEM24,32	43	53
1425	LEM25	8	10
1426	LEM26	17	12
1427	LEM27	22	10
1428	LEM28	19	13
1433	LEM33,35,40,44,45	68	54
1437	LEM37	16	6
1447	LEM47 TSF7	71	42
1501	MER1,13,15,24,50	172	122
1506	MER6,49	8	13
1507	MER7,9	2	7
1508	MER8,10,51	52	66
1511	MER11,41	30	32
1512	MER12,33	117	104
1514	MER14	0	0
1516	MER16	0	0
1517	MER17	135	121
1518	MER18	66	79
1519	MER19	250	226
1520	MER20,46	27	32
1522	MER22	107	71
1523	MER23	170	136
1525	MER25,32	80	48
1527	MER27	28	24
1528	MER28	20	30
1530	MER30	50	45
1531	MER31,43 QUE6,9	171	150
1535	MER35	1	0



1536	MER36	54	47
1537	MER37,38	142	149
1542	MER42	86	76
1545	MER45,48	28	24
1547	MER47	9	10
1601	MHT1,4,5	94	77
1602	MHT2,26	107	60
1603	MHT3,24 CHE42 MR65	142	89
1606	MHT6,14,49	143	101
1608	MHT8,28	33	16
1609	MHT9	235	111
1610	MHT10,21,25,33,47	75	51
1611	MHT11	56	13
1616	MHT16,30,36,38,45,58,59	79	32
1618	MHT18,57	0	0
1619	MHT19,27,64	203	146
1620	MHT20,48	121	68
1622	MHT22	36	25
1623	MHT23	55	18
1629	MHT29,61	1	5
1631	MHT31,40	19	10
1632	MHT32 CC8	9	2
1634	MHT34	85	47
1635	MHT35,56	49	48
1637	MHT37	0	2
1641	MHT41	8	5
1642	MHT42	49	20
1644	MHT44	1	0
1646	MHT46	0	3
1650	MHT50,52	133	78
1651	MHT51	9	5
1653	MHT53	22	10
1654	MHT54 MR43	27	28
1655	MHT55	14	31
1660	MHT60,62,63	1	2
1702	MID2,3,45	142	69
1704	MID4,48	74	77
1705	MID5,26,54,59	89	114
1706	MID6,11,68	51	42
1707	MID7 AP22	27	46
1708	MID8	20	16
1709	MID9	71	41
1710	MID10	18	14
1712	MID12	46	53
1714	MID14 NOR23	76	64
1715	MID15	32	22
1716	MID16,41,63	267	169
1717	MID17,29,34,36,37,49,51+	670	333
1718	MID18	24	8
1719	MID19	4	2
1720	MID20	2	2
1721	MID21 NOR60	34	50
1722	MID22	49	57
1723	MID23	36	31
1724	MID24 CC57	28	20
1725	MID25	3	2
1727	MID27	27	21
1730	MID30,32	15	6
1731	MID31	0	0
1733	MID33,44,61	28	18
1735	MID35,60,67	33	46
1738	MID38	3	1
1742	MID42	42	25
1743	MID43	62	41
1746	MID46	17	12
1747	MID47	50	55
1752	MID52	18	20
1753	MID53,58	15	27
1755	MID55	20	14
1756	MID56 AP40	73	47
1757	MID57,62	10	12
1801	MR1,11,13	121	100
1802	MR2	30	12
1803	MR3,67	61	55
1804	MR4,59,60	37	28
1805	MR5,28,32	79	41
1806	MR6,38	125	75
1807	MR7,45	29	16
1808	MR8,12,15,24,41,47,62	102	53
1809	MR9	4	8
1814	MR14	35	33
1816	MR16,17	73	39
1818	MR18,68,69	155	77
1819	MR19,20,21,22	142	69
1823	MR23,53	79	39
1825	MR25,31,61	200	129
1826	MR26	53	31
1827	MR27,36,71	93	37
1829	MR29	92	86
1830	MR30	38	26
1833	MR33,54	68	35
1834	MR34	40	25
1835	MR35,50	44	32
1837	MR37,49	108	38
1839	MR39	54	37
1840	MR40	70	32
1842	MR42	47	48
1844	MR44	73	70
1846	MR46	105	97
1848	MR48	63	69
1851	MR51,70	182	204
1852	MR52 MHT7,39	81	45
1855	MR55	37	14
1856	MR56	12	3
1857	MR57	26	12
1858	MR58	61	38

1863	MR63,66	32	14
1864	MR64	6	3
1901	NOR1	20	22
1902	NOR2	56	30
1903	NOR3	21	23
1904	NOR4,10	64	41
1905	NOR5	26	20
1906	NOR6	38	39
1907	NOR7	96	62
1908	NOR8	0	0
1909	NOR9	33	20
1911	NOR11	39	29
1912	NOR12	27	16
1913	NOR13	6	4
1914	NOR14	38	33
1915	NOR15	121	81
1916	NOR16	89	39
1917	NOR17,24	15	2
1918	NOR18	13	11
1919	NOR19	6	1
1920	NOR20	5	1
1922	NOR22	11	3
1925	NOR25,43	72	62
1926	NOR26,34	102	80
1927	NOR27 AP14	20	15
1929	NOR29	74	57
1930	NOR30	65	39
1931	NOR31 AP16,43	10	12
1932	NOR32,59	42	33
1933	NOR33	9	6
1935	NOR35,49,54	8	11
1936	NOR36	11	4
1937	NOR37	31	20
1939	NOR39	30	6
1940	NOR40	9	5
1942	NOR42	33	32
1944	NOR44	1	5
1946	NOR46,52,55	26	24
1947	NOR47	0	0
1948	NOR48,51	17	13
1950	NOR50,53	21	14
1956	NOR56,64	51	48
1957	NOR57	0	0
1958	NOR58,62	8	11
1961	NOR61	1	1
2003	NRW3,4 AP38	163	178
2005	NRW5	97	106
2006	NRW6	8	14
2007	NRW7,17	65	37
2008	NRW8	15	9
2010	NRW10,11,12,57	101	72
2013	NRW13,18	53	27
2014	NRW14,31,34	3	5
2015	NRW15	26	7
2016	NRW16	0	0
2019	NRW19,20	57	23
2021	NRW21,24	39	28
2022	NRW22	4	5
2023	NRW23	9	4
2026	NRW26	13	16
2027	NRW27,28,32	16	14
2029	NRW29	9	21
2030	NRW30,33,36	45	16
2035	NRW35	27	16
2037	NRW37,40	45	16
2038	NRW38,58,59	22	5
2039	NRW39,41 FER41,49	35	24
2042	NRW42	61	29
2043	NRW43	22	13
2044	NRW44	28	23
2045	NRW45	2	0
2046	NRW46	17	10
2047	NRW47,49	52	25
2048	NRW48	8	11
2050	NRW50	13	6
2051	NRW51	25	17
2052	NRW52 NOR45	24	14
2053	NRW53	9	5
2054	NRW54	6	4
2055	NRW55	2	2
2056	NRW56 NOR63	30	23
2101	NW1	85	33
2102	NW2,16	54	45
2103	NW3,17,59	112	82
2104	NW4	19	10
2106	NW6,29	0	0
2107	NW7 LC29	58	23
2108	NW8	41	23
2109	NW9,22,24,46	52	35
2110	NW10,28	31	5
2111	NW11	89	31
2112	NW12,50,58	84	88
2113	NW13	48	25
2115	NW15,39	14	5
2118	NW18,23,34,45	45	45
2119	NW19,33,35	64	44
2120	NW20	33	17
2121	NW21,36	2	0
2125	NW25,27,30,52,61	28	30
2131	NW31,60 AP35	72	70
2132	NW32,42,43	49	23
2137	NW37	35	25
2138	NW38,53 MHT15	87	45
2140	NW40	45	25
2141	NW41,48	53	27
2144	NW44	0	6

2147	NW47	0	0
2149	NW49,56,57	70	44
2151	NW51	33	27
2154	NW54	14	21
2155	NW55	14	5
2201	OAK1,6	82	49
2202	OAK2,14	91	59
2203	OAK3,4,23,30,33	112	62
2205	OAK5	81	40
2207	OAK7,27,28	81	65
2208	OAK8,22	117	76
2209	OAK9,24,29	122	83
2210	OAK10,34	127	72
2211	OAK11,16	79	40
2212	OAK12,31 LEM16,38,46	118	74
2213	OAK13,25,32	64	60
2215	OAK15	131	96
2217	OAK17,20	112	61
2218	OAK18,35,36 TSF14	115	75
2219	OAK19	102	61
2221	OAK21,26	114	62
2301	QUE1,5	56	22
2302	QUE2,14,22	118	85
2303	QUE3	6	7
2304	QUE4	30	21
2307	QUE7	50	23
2308	QUE8	17	6
2310	QUE10	55	28
2311	QUE11,48	10	18
2312	QUE12	20	16
2313	QUE13	4	1
2315	QUE15,20 MER44	0	0
2316	QUE16	16	18
2317	QUE17,40	75	88
2318	QUE18	51	35
2319	QUE19,52 MER29	50	33
2321	QUE21	2	0
2323	QUE23	71	53
2324	QUE24,41,47	53	32
2325	QUE25,38,51	46	17
2326	QUE26 LAF46	16	14
2327	QUE27 LAF47	17	11
2328	QUE28,34	26	21
2329	QUE29	68	50
2330	QUE30	17	6
2331	QUE31,53,54	37	31
2332	QUE32	32	16
2333	QUE33	24	6
2335	QUE35,50	77	81
2336	QUE36	5	4
2337	QUE37	25	23
2339	QUE39	54	15
2342	QUE42	70	65
2343	QUE43	35	25
2344	QUE44	52	44
2345	QUE45	11	10
2346	QUE46	2	5
2349	QUE49	4	3
2401	SF1	38	20
2402	SF2,24	17	10
2403	SF3,22	19	10
2404	SF4,5	21	11
2406	SF6,9	30	21
2407	SF7,8,37,38,39	36	30
2410	SF10	26	22
2411	SF11,17,21,27,30,34	18	7
2412	SF12,19	41	26
2413	SF13,14,23	65	66
2415	SF15,16,35	56	66
2418	SF18,20	37	29
2425	SF25	66	54
2426	SF26,40	1	0
2428	SF28	12	8
2429	SF29,33,41	31	12
2431	SF31,32	75	59
2436	SF36	7	8
2442	SF42,43 SPL5	38	34
2501	SPL1	61	36
2502	SPL2,24,25	62	36
2503	SPL3	38	23
2504	SPL4	48	42
2506	SPL6 LC26	72	41
2507	SPL7	56	44
2510	SPL10,27	85	68
2511	SPL11	66	37
2512	SPL12 FER46 FLO43	47	24
2513	SPL13	61	28
2514	SPL14	114	102
2515	SPL15	120	82
2516	SPL16	45	14
2517	SPL17,19,23	79	45
2520	SPL20,26	142	83
2521	SPL21	37	22
2522	SPL22	42	26
2528	SPL28	70	31
2529	SPL29	26	22
2601	TSF1,9,20	62	76
2602	TSF2,10	74	48
2603	TSF3,5	121	69
2606	TSF6,8	145	108
2611	TSF11,12	86	53
2613	TSF13,17	142	92
2615	TSF15,27	63	39
2616	TSF16	106	78
2618	TSF18	104	48
2619	TSF19,28	107	73

2621	TSF21	84	41
2622	TSF22, 23, 29	72	44
2624	TSF24	82	38
2625	TSF25, 26	106	73
2701	UNV1	19	12
2702	UNV2, 48 NOR28	5	0
2703	UNV3	12	11
2704	UNV4, 22	69	17
2705	UNV5, 6, 8, 12, 13	16	10
2707	UNV7	7	2
2709	UNV9	42	28
2710	UNV10	24	19
2711	UNV11	4	3
2714	UNV14	29	32
2715	UNV15, 16	46	25
2717	UNV17	36	18
2718	UNV18	0	0
2719	UNV19	56	28
2720	UNV20 HAD36, 38, 42	218	62
2721	UNV21	69	34
2723	UNV23, 30	197	60
2724	UNV24, 29	222	107
2725	UNV25, 26	59	36
2727	UNV27	66	40
2728	UNV28, 45	101	47
2731	UNV31	112	34
2733	UNV33, 34, 39, 40, 43, 44	200	96
2735	UNV35, 36, 38, 42	65	35
2737	UNV37, 47	70	45
2746	UNV46	39	30
2749	UNV49	69	64
2801	WH1, 32, 38	61	54
2802	WH2	15	28
2804	WH4, 10, 12	64	72
2805	WH5, 7	29	30
2806	WH6	26	27
2808	WH8	164	155
2809	WH9	248	188
2811	WH11, 49	62	31
2813	WH13	84	74
2814	WH14	59	46
2815	WH15	33	21
2816	WH16, 36	93	66
2817	WH17, 25, 48	148	150
2818	WH18	2	2
2819	WH19	60	46
2820	WH20	116	128
2821	WH21	94	94
2822	WH22	34	31
2823	WH23, 26 CHE21	226	209
2824	WH24	28	24
2827	WH27, 28	153	175
2829	WH29	18	12
2830	WH30 CHE23	14	12
2831	WH31	141	147
2833	WH33	17	6
2834	WH34	170	129
2835	WH35	69	71
2837	WH37	20	49
2839	WH39	26	21
2840	WH40, 41	74	83
2842	WH42, 47 LAF7 MER21, 39, 40	5	1
2843	WH43 MER34	97	106
2844	WH44	2	1
2845	WH45	59	51
2846	WH46, 50, 51	29	30

=====

WE, THE BOARD OF ELECTION COMMISSIONERS OF ST. LOUIS COUNTY, MISSOURI, ACTING AS THE VERIFICATION BOARD PURSUANT TO 115.507,R.S.Mo 1978, HEREBY CERTIFY THE FOREGOING TO BE A TRUE AND CORRECT ABSTRACT OF VOTES CAST FOR THE CANDIDATES AND ISSUES AT THE GENERAL MUNICIPAL ELECTION HELD IN ST. LOUIS COUNTY, MISSOURI, ON APRIL 3, 2012. IN TESTIMONY WHEREOF, WE HAVE HEREUNTO SET OUR HAND AT OUR OFFICE IN MAPLEWOOD, ST. LOUIS COUNTY, MISSOURI, ON APRIL 11, 2012.

