

MERAMEC AMBULANCE DISTRICT 4

GENERAL MUNICIPAL ELECTION
ST. LOUIS COUNTY, MISSOURI
TUESDAY, APRIL 2, 2013

OFFICIAL FINAL RESULTS

RUN DATE:04/15/13 12:52 PM

01 = REGISTERED VOTERS - TOTAL
02 = BALLOTS CAST - TOTAL

TOTAL PERCENT
10
1

03 = VOTER TURNOUT - TOTAL

TOTAL PERCENT
10.00

	01	02	03
1516 MER16	10	1	10.00

DIRECTOR MERAMEC AMBULANCE DISTRICT
(Vote for) 1
01 = DAVE MYERS
02 = RONALD SUERIG

VOTES PERCENT
1 100.00
0

03 = INVALID WRITE-IN

VOTES PERCENT
0

	01	02	03
1516 MER16	1	0	0

WE, THE BOARD OF ELECTION COMMISSIONERS OF ST. LOUIS COUNTY, MISSOURI, ACTING AS THE VERIFICATION BOARD PURSUANT TO 115.507,R.S.Mo 1978, HEREBY CERTIFY THE FOREGOING TO BE A TRUE AND CORRECT ABSTRACT OF VOTES CAST FOR THE CANDIDATES AND ISSUES AT THE GENERAL MUNICIPAL ELECTION HELD IN ST. LOUIS COUNTY, MISSOURI, ON APRIL 2, 2013. IN TESTIMONY WHEREOF, WE HAVE HEREUNTO SET OUR HAND AT OUR OFFICE IN MAPLEWOOD, ST. LOUIS COUNTY, MISSOURI, ON APRIL 16, 2013.

Richard H. Kellett
RICHARD H. KELLETT, CHAIRMAN

f. Pluemer
ANN PLUEMER, COMMISSIONER

ST. LOUIS COUNTY

GENERAL MUNICIPAL ELECTION
ST. LOUIS COUNTY, MISSOURI
TUESDAY, APRIL 2, 2013

OFFICIAL FINAL RESULTS

RUN DATE:04/15/13 12:58 PM

01 = REGISTERED VOTERS - TOTAL
02 = BALLOTS CAST - TOTAL

TOTAL
708,283
110,927

PERCENT

03 = VOTER TURNOUT - TOTAL

TOTAL
PERCENT
15.66

	01	02	03
0101 AP1,2,3	1016	73	7.19
0104 AP4,28 MID50	1570	337	21.46
0105 AP5,18,21,39	1422	96	6.75
0106 AP6,9,13,52	1495	204	13.65
0107 AP7	220	28	12.73
0108 AP8,24	1113	258	23.18
0110 AP10,36	1305	82	6.28
0111 AP11,20,25	679	164	24.15
0112 AP12	501	56	11.18
0114 AP14 NOR27	483	60	12.42
0115 AP15	326	31	9.51
0116 AP16,43 NOR31	146	11	7.53
0117 AP17	1760	266	15.11
0119 AP19,45	1288	96	7.45
0122 AP22 MID7	608	43	7.07
0123 AP23	119	11	9.24
0126 AP26 NW14	6	0	.00
0127 AP27,54 NRW2	1400	61	4.36
0129 AP29,35	361	16	4.43
0130 AP30	210	17	8.10
0131 AP31	839	241	28.72
0132 AP32,37	971	85	8.75
0133 AP33	270	93	34.44
0134 AP34 FER26	485	26	5.36
0138 AP38 NRW3,4	1916	141	7.36
0140 AP40 MID56	919	376	40.91
0141 AP41 MHT17	618	69	11.17
0142 AP42	6	0	.00
0144 AP44	411	126	30.66
0146 AP46	55	26	47.27
0147 AP47	57	1	1.75
0148 AP48,53	118	4	3.39
0149 AP49	744	293	39.38
0150 AP50 NOR21	1720	163	9.48
0151 AP51	208	24	11.54
0201 BON1,21,36	1794	413	23.02
0202 BON2,4,14,18	1360	355	26.10
0203 BON3	499	195	39.08
0205 BON5	1223	244	19.95
0206 BON6,7	1648	393	23.85
0208 BON8,22,47	1579	393	24.89
0209 BON9	1835	474	25.83
0210 BON10,25,30,46	1973	377	19.11
0211 BON11,33	1228	306	24.92
0212 BON12	1701	482	28.34
0213 BON13,23,29	2078	441	21.22
0215 BON15,16	1374	200	14.56
0217 BON17,45	653	28	4.29
0219 BON19,35 CLA15	1426	270	18.93
0220 BON20	479	120	25.05
0224 BON24,28	994	153	15.39
0226 BON26	188	42	22.34
0227 BON27,34	1502	228	15.18
0231 BON31,32	1988	405	20.37
0237 BON37,38	869	350	40.28
0239 BON39	70	25	35.71
0240 BON40	702	218	31.05
0241 BON41,44	506	158	31.23
0242 BON42	123	36	29.27
0243 BON43	967	383	39.61
0301 CC1	1258	163	12.96
0302 CC2,7 MHT13,43	1529	178	11.64
0303 CC3,5	1099	138	12.56
0304 CC4,59	464	23	4.96
0306 CC6,52	1135	143	12.60
0308 CC8	6	5	83.33
0309 CC9	5	0	.00
0310 CC10	238	37	15.55
0311 CC11,16,28,68	1885	210	11.14
0312 CC12,13,22,61 MID1,13,28+	1544	350	22.67
0314 CC14,24,25,51	1866	324	17.36
0315 CC15 CLA16,64	1313	221	16.83
0317 CC17	853	68	7.97
0318 CC18	0	0	.00
0319 CC19,67	985	182	18.48
0320 CC20,21	1197	244	20.38
0323 CC23	1351	296	21.91
0326 CC26	89	6	6.74
0327 CC27,29	807	109	13.51
0330 CC30	125	12	9.60
0331 CC31	880	109	12.39
0332 CC32,56	56	17	30.36
0333 CC33,58,62	866	145	16.74
0334 CC34	203	43	21.18
0335 CC35,50	1583	186	11.75
0336 CC36,46	932	214	22.96
0337 CC37	138	35	25.36
0338 CC38,47	147	18	12.24
0339 CC39,43	104	15	14.42
0340 CC40,48	150	18	12.00
0341 CC41	361	41	11.36
0342 CC42,44,64	1927	213	11.05
0345 CC45	40	3	7.50
0349 CC49	619	78	12.60
0353 CC53,54	1399	137	9.79
0355 CC55	424	91	21.46

0357	CC57	MID24	774	.	66	8.53
0360	CC60		159	.	35	22.01
0363	CC63		350	.	47	13.43
0365	CC65		71	.	18	25.35
0366	CC66	MR39	520	.	110	21.15
0401	CHE1		613	.	129	21.04
0402	CHE2		333	.	59	17.72
0403	CHE3		466	.	79	16.95
0404	CHE4		746	.	137	18.36
0405	CHE5	6,17	1315	.	288	21.90
0407	CHE7	56,57	903	.	213	23.59
0408	CHE8	33	1642	.	415	25.27
0409	CHE9		720	.	123	17.08
0410	CHE10		751	.	224	29.83
0411	CHE11		230	.	51	22.17
0412	CHE12		442	.	88	19.91
0413	CHE13		1928	.	398	20.64
0414	CHE14	36	215	.	48	22.33
0415	CHE15	16	1826	.	441	24.15
0418	CHE18		842	.	278	33.02
0419	CHE19	MR64	987	.	204	20.67
0420	CHE20	29	591	.	168	28.43
0421	CHE21	WH23,26	1837	.	413	22.48
0422	CHE22	45 LAF12	1845	.	312	16.91
0423	CHE23		14	.	1	7.14
0424	CHE24		354	.	59	16.67
0425	CHE25		673	.	151	22.44
0426	CHE26		244	.	29	11.89
0427	CHE27		463	.	100	21.60
0428	CHE28		1303	.	278	21.34
0430	CHE30		693	.	118	17.03
0431	CHE31		3	.	0	.00
0432	CHE32	LAF26	214	.	42	19.63
0434	CHE34	53,55,61	1521	.	362	23.80
0435	CHE35	47	118	.	27	22.88
0437	CHE37		900	.	204	22.67
0438	CHE38	39 WH3	414	.	79	19.08
0440	CHE40		396	.	86	21.72
0441	CHE41		738	.	124	16.80
0442	CHE42	48,58 MR10	1311	.	350	26.70
0443	CHE43	50 MER2,5	998	.	199	19.94
0444	CHE44	LAF1,30	1767	.	385	21.79
0446	CHE46	51,54 MER4	479	.	95	19.83
0449	CHE49		30	.	12	40.00
0452	CHE52		9	.	2	22.22
0459	CHE59		69	.	7	10.14
0460	CHE60		287	.	50	17.42
0501	CLA1		1204	.	306	25.42
0502	CLA2	8,44,53	1526	.	481	31.52
0503	CLA3	10,11	2156	.	734	34.04
0504	CLA4		558	.	151	27.06
0505	CLA5	56 UNV32,41	1972	.	310	15.72
0506	CLA6	18,29	1177	.	223	18.95
0507	CLA7		447	.	84	18.79
0509	CLA9		495	.	64	12.93
0512	CLA12	26	411	.	60	14.60
0513	CLA13	14,47	1461	.	289	19.78
0517	CLA17	27	138	.	23	16.67
0519	CLA19		229	.	19	8.30
0520	CLA20		721	.	111	15.40
0521	CLA21	52	968	.	64	6.61
0522	CLA22		972	.	111	11.42
0523	CLA23	33	1354	.	136	10.04
0524	CLA24		444	.	72	16.22
0525	CLA25	40	1000	.	186	18.60
0528	CLA28		158	.	28	17.72
0530	CLA30	31,57,58	1337	.	189	14.14
0532	CLA32	35,42,43	1656	.	502	30.31
0534	CLA34		91	.	13	14.29
0536	CLA36		66	.	10	15.15
0537	CLA37		949	.	153	16.12
0538	CLA38	39,41,59,66,67	1445	.	355	24.57
0545	CLA45		480	.	95	19.79
0546	CLA46	48,49,51	1425	.	346	24.28
0550	CLA50		707	.	76	10.75
0554	CLA54		547	.	50	9.14
0555	CLA55		156	.	15	9.62
0560	CLA60		392	.	116	29.59
0561	CLA61		373	.	88	23.59
0562	CLA62		61	.	15	24.59
0563	CLA63		12	.	0	.00
0565	CLA65		10	.	3	30.00
0601	CON1	GRA58	1183	.	256	21.64
0602	CON2	GRA40	1330	.	213	16.02
0603	CON3	53	625	.	153	24.48
0604	CON4	6,44	1570	.	184	11.72
0605	CON5	GRA42	2033	.	270	13.28
0607	CON7	40,41	293	.	30	10.24
0608	CON8	27,35,39	1737	.	213	12.26
0609	CON9		1178	.	121	10.27
0610	CON10	29	1583	.	218	13.77
0611	CON11		460	.	67	14.57
0612	CON12		4	.	0	.00
0613	CON13	47,49,59	1837	.	309	16.82
0614	CON14		285	.	61	21.40
0615	CON15	42	1094	.	200	18.28
0616	CON16		402	.	59	14.68
0617	CON17	GRA25	1435	.	177	12.33
0618	CON18		951	.	92	9.67
0619	CON19		15	.	0	.00
0620	CON20	33	287	.	45	15.68
0621	CON21	56,57	655	.	120	18.32
0622	CON22		777	.	105	13.51
0623	CON23		14	.	0	.00
0624	CON24	28,46,51	1418	.	266	18.76
0625	CON25		1034	.	197	19.05

0626	CON26	230	. 16	6.96
0630	CON30,52	827	. 135	16.32
0631	CON31	496	. 116	23.39
0632	CON32	571	. 76	13.31
0634	CON34	340	. 41	12.06
0636	CON36	392	. 56	14.29
0637	CON37	317	. 47	14.83
0638	CON38	137	. 22	16.06
0643	CON43,45,55,58	1798	. 295	16.41
0648	CON48	50	. 10	20.00
0650	CON50	425	. 64	15.06
0654	CON54 TSF14	853	. 149	17.47
0701	FER1,11	1421	. 82	5.77
0702	FER2	583	. 57	9.78
0703	FER3,15	434	. 42	9.68
0704	FER4	114	. 26	22.81
0705	FER5	1165	. 214	18.37
0706	FER6,7	770	. 152	19.74
0708	FER8	776	. 160	20.62
0709	FER9,10	575	. 173	30.09
0712	FER12 NRW9	479	. 37	7.72
0713	FER13,23	846	. 128	15.13
0714	FER14,43	1017	. 35	3.44
0716	FER16,48	384	. 28	7.29
0717	FER17	454	. 22	4.85
0718	FER18	255	. 31	12.16
0719	FER19	1324	. 123	9.29
0720	FER20	212	. 50	23.58
0721	FER21 NRW1	447	. 12	2.68
0722	FER22,27,29	1825	. 141	7.73
0724	FER24	952	. 61	6.41
0725	FER25	5	. 1	20.00
0728	FER28,30	853	. 208	24.38
0731	FER31 NRW25	772	. 75	9.72
0732	FER32,40	752	. 189	25.13
0733	FER33,36	788	. 169	21.45
0734	FER34,35	1793	. 211	11.77
0737	FER37	1578	. 122	7.73
0738	FER38,47	646	. 119	18.42
0739	FER39	191	. 53	27.75
0741	FER41,49 NRW39,41	1935	. 92	4.75
0742	FER42	1112	. 81	7.28
0744	FER44	618	. 116	18.77
0745	FER45	284	. 16	5.63
0746	FER46 FLOR43 SPL12,20,26	2286	. 266	11.64
0750	FER50 FLO4	1958	. 179	9.14
0751	FER51	88	. 16	18.18
0752	FER52	57	. 10	17.54
0753	FER53	24	. 3	12.50
0801	FLO1,2 LC7	958	. 92	9.60
0803	FLO3,44	1525	. 188	12.33
0805	FLO5,15,25,45	1537	. 151	9.82
0806	FLO6,13	1504	. 80	5.32
0807	FLO7,22,29,34	1687	. 170	10.08
0808	FLO8,37	1373	. 140	10.20
0809	FLO9,10	1420	. 144	10.14
0811	FLO11,12	955	. 135	14.14
0814	FLO14,28,46	1586	. 193	12.17
0816	FLO16,26,33,41	1615	. 128	7.93
0817	FLO17	1459	. 157	10.76
0818	FLO18,23	1432	. 137	9.57
0819	FLO19,24	1761	. 150	8.52
0820	FLO20,31,32,39	1151	. 138	11.99
0821	FLO21,27,38 LC 34	1321	. 131	9.92
0830	FLO30	857	. 52	6.07
0835	FLO35 LC16	394	. 32	8.12
0836	FLO36	730	. 41	5.62
0840	FLO40 LC39	120	. 15	12.50
0842	FLO42 LC10,23,25	1542	. 116	7.52
0901	GRA1	135	. 40	29.63
0902	GRA2,8	402	. 70	17.41
0903	GRA3	12	. 5	41.67
0904	GRA4,55	1539	. 340	22.09
0905	GRA5,36	1566	. 417	26.63
0906	GRA6	1127	. 146	12.95
0907	GRA7,19,20,54	1958	. 215	10.98
0909	GRA9,45	774	. 196	25.32
0910	GRA10,12	119	. 36	30.25
0911	GRA11,46	589	. 118	20.03
0913	GRA13	296	. 64	21.62
0914	GRA14,41	884	. 175	19.80
0915	GRA15,30,35	1427	. 221	15.49
0916	GRA16,21,23,31	2015	. 214	10.62
0917	GRA17,61	1061	. 282	26.58
0918	GRA18,34,37	1208	. 154	12.75
0922	GRA22,38	1757	. 271	15.42
0924	GRA24,32,48	981	. 169	17.23
0926	GRA26	1002	. 117	11.68
0927	GRA27	285	. 57	20.00
0928	GRA28,29	988	. 285	28.85
0933	GRA33	739	. 80	10.83
0939	GRA39	98	. 11	11.22
0943	GRA43,51	119	. 15	12.61
0944	GRA44	722	. 390	54.02
0947	GRA47,53	895	. 309	34.53
0949	GRA49	9	. 3	33.33
0950	GRA50	440	. 90	20.45
0952	GRA52	128	. 17	13.28
0956	GRA56	127	. 17	13.39
0957	GRA57	77	. 12	15.58
0959	GRA59,60	22	. 3	13.64
1001	HAD1,2,3	2214	. 586	26.47
1004	HAD4,5,37	2067	. 190	9.19
1006	HAD6	356	. 70	19.66
1007	HAD7,41	535	. 105	19.63
1008	HAD8 UNV4,22	2224	. 273	12.28

1009	HAD9,10,11	2716	. 532	19.59
1012	HAD12,13,17	1797	. 319	17.75
1014	HAD14,15,16	1848	. 520	28.14
1018	HAD18	7	. 0	.00
1019	HAD19	109	. 37	33.94
1020	HAD20	351	. 41	11.68
1021	HAD21,24,25,26	1819	. 219	12.04
1022	HAD22	449	. 77	17.15
1023	HAD23	296	. 49	16.55
1027	HAD27	850	. 130	15.29
1028	HAD28	717	. 154	21.48
1029	HAD29	479	. 102	21.29
1030	HAD30,31,34	1372	. 320	23.32
1032	HAD32	1554	. 327	21.04
1033	HAD33,35	1905	. 558	29.29
1036	HAD36,38,42 UNV20	1792	. 288	16.07
1039	HAD39	398	. 44	11.06
1040	HAD40	476	. 107	22.48
1043	HAD43	145	. 13	8.97
1044	HAD44	39	. 11	28.21
1045	HAD45	308	. 89	28.90
1046	HAD46	151	. 36	23.84
1101	JEF1	384	. 90	23.44
1102	JEF2,40	244	. 34	13.93
1103	JEF3	575	. 140	24.35
1104	JEF4	356	. 63	17.70
1105	JEF5,7,41	1093	. 93	8.51
1106	JEF6,21	355	. 67	18.87
1108	JEF8	618	. 197	31.88
1109	JEF9,12	526	. 112	21.29
1110	JEF10,46	1353	. 230	17.00
1111	JEF11	350	. 83	23.71
1113	JEF13,20,49	1277	. 184	14.41
1114	JEF14,19,48	2081	. 346	16.63
1115	JEF15	482	. 105	21.78
1116	JEF16	664	. 89	13.40
1117	JEF17,23,47	1294	. 161	12.44
1118	JEF18,24	1661	. 331	19.93
1122	JEF22,25,26	1035	. 175	16.91
1127	JEF27,28	1444	. 192	13.30
1129	JEF29,38	978	. 111	11.35
1130	JEF30,42	1919	. 231	12.04
1131	JEF31,44,45	2196	. 342	15.57
1132	JEF32,33	1482	. 334	22.54
1134	JEF34	1142	. 261	22.85
1135	JEF35	77	. 10	12.99
1136	JEF36	294	. 53	18.03
1137	JEF37,39	1405	. 335	23.84
1143	JEF43	1126	. 152	13.50
1202	LAF2	1385	. 212	15.31
1203	LAF3	135	. 15	11.11
1204	LAF4,15	1280	. 190	14.84
1205	LAF5,50	1391	. 209	15.03
1206	LAF6,51,52	1160	. 162	13.97
1207	LAF7	3	. 0	.00
1208	LAF8,53	875	. 190	21.71
1209	LAF9,10,45	1446	. 269	18.60
1211	LAF11	600	. 63	10.50
1213	LAF13	287	. 19	6.62
1214	LAF14	738	. 139	18.83
1216	LAF16	557	. 72	12.93
1217	LAF17	406	. 54	13.30
1218	LAF18,20	1128	. 206	18.26
1219	LAF19,22	638	. 47	7.37
1221	LAF21	284	. 65	22.89
1223	LAF23	437	. 92	21.05
1224	LAF24,40	561	. 108	19.25
1225	LAF25,36	408	. 89	21.81
1227	LAF27	1320	. 204	15.45
1228	LAF28	906	. 210	23.18
1229	LAF29	1031	. 269	26.09
1231	LAF31	898	. 207	23.05
1232	LAF32	940	. 242	25.74
1233	LAF33	1061	. 229	21.58
1234	LAF34	66	. 11	16.67
1235	LAF35	217	. 36	16.59
1237	LAF37	200	. 43	21.50
1238	LAF38	1042	. 147	14.11
1239	LAF39,44,49,54	1717	. 352	20.50
1241	LAF41	1170	. 321	27.44
1242	LAF42	469	. 120	25.59
1243	LAF43	225	. 64	28.44
1246	LAF46 QUE26	464	. 58	12.50
1247	LAF47 QUE27	300	. 24	8.00
1248	LAF48	236	. 35	14.83
1301	LC1 NW15,39,40	2125	. 188	8.85
1302	LC2,3	1465	. 163	11.13
1304	LC4 NW10,28	1479	. 83	5.61
1305	LC5,19,27	1504	. 122	8.11
1306	LC6,9	1808	. 156	8.63
1308	LC8,31,35	1721	. 133	7.73
1311	LC11,18,37,38	869	. 63	7.25
1312	LC12,32	1339	. 148	11.05
1313	LC13	906	. 85	9.38
1314	LC14	1430	. 91	6.36
1315	LC15,33	1232	. 137	11.12
1317	LC17,22,24	2190	. 198	9.04
1320	LC20	343	. 14	4.08
1321	LC21	1966	. 97	4.93
1326	LC26 SPL6	1665	. 141	8.47
1328	LC28	956	. 152	15.90
1329	LC29,36 NW7	1486	. 143	9.62
1330	LC30 SPL8	1962	. 157	8.00
1401	LEM1,5	1647	. 100	6.07
1402	LEM2,3,34	1661	. 119	7.16
1404	LEM4,8,41	1057	. 113	10.69

1406	LEM6	309	. . 9	2.91
1407	LEM7,9	1472	. 125	8.49
1410	LEM10	878	. 89	10.14
1411	LEM11,14,20,43	752	. 95	12.63
1412	LEM12	538	. 72	13.38
1413	LEM13	1391	. 222	15.96
1415	LEM15,30,36	1836	. 210	11.44
1416	LEM16,38,46 OAK12,31	1934	. 314	16.24
1417	LEM17,39	1441	. 248	17.21
1418	LEM18	80	. . 5	6.25
1419	LEM19	48	. . 3	6.25
1421	LEM21,42	1033	. 113	10.94
1422	LEM22,29	1323	. 158	11.94
1423	LEM23,31	1670	. 268	16.05
1424	LEM24,32	1186	. 162	13.66
1425	LEM25	88	. 15	17.05
1426	LEM26	138	. 19	13.77
1427	LEM27	118	. 14	11.86
1428	LEM28	134	. 20	14.93
1433	LEM33,35,40,44,45	1524	. 178	11.68
1437	LEM37	235	. 24	10.21
1447	LEM47 TSF7	1455	. 162	11.13
1501	MER1,13,15	112	. 14	12.50
1503	MER3,26	845	. 195	23.08
1506	MER6,49	244	. 49	20.08
1507	MER7,9	53	. . 7	13.21
1508	MER8,28	656	. 113	17.23
1510	MER10,51	424	. 75	17.69
1511	MER11,41	545	. 87	15.96
1512	MER12,33	1236	. 268	21.68
1514	MER14	3	. . 0	. . 00
1516	MER16	10	. . 1	10.00
1517	MER17	1653	. 380	22.99
1518	MER18	1094	. 206	18.83
1519	MER19,55,56	2153	. 533	24.76
1520	MER20,46	277	. 74	26.71
1521	MER21,39,40 WH42,47	102	. 16	15.69
1522	MER22	969	. 292	30.13
1523	MER23	1960	. 401	20.46
1524	MER24,50	1932	. 409	21.17
1525	MER25,31,32,52,53	1858	. 404	21.74
1527	MER27	432	. 60	13.89
1529	MER29 QUE19	1453	. 105	7.23
1530	MER30	520	. 138	26.54
1534	MER34 WH45	1719	. 283	16.46
1535	MER35	8	. . 1	12.50
1536	MER36	763	. 133	17.43
1537	MER37,38	1725	. 377	21.86
1542	MER42	1438	. 248	17.25
1543	MER43 QUE9	932	. 180	19.31
1544	MER44	6	. . 1	16.67
1545	MER45	600	. 67	11.17
1547	MER47	470	. 25	5.32
1548	MER48	1	. . 0	. . 00
1554	MER54	574	. 101	17.60
1601	MHT1,4	1183	. 269	22.74
1602	MHT2,5,7,26,65,66	2178	. 561	25.76
1603	MHT3,24 MR65	1471	. 386	26.24
1606	MHT6,14,49	1731	. 212	12.25
1608	MHT8,28	565	. 97	17.17
1609	MHT9	1365	. 246	18.02
1610	MHT10,21,25,33,47	1756	. 189	10.76
1611	MHT11	766	. 101	13.19
1612	MHT12	37	. . 0	. . 00
1615	MHT15 NW53	1418	. 192	13.54
1616	MHT16	1	. . 1	100.0
1618	MHT18,57	2	. . 0	. . 00
1619	MHT19,27,64	1685	. 429	25.46
1620	MHT20,48	1155	. 186	16.10
1622	MHT22 NW57	891	. 106	11.90
1623	MHT23	926	. 157	16.95
1629	MHT29,61	321	. . 8	2.49
1630	MHT30,45	171	. 27	15.79
1631	MHT31,40	399	. 52	13.03
1632	MHT32	542	. 14	2.58
1634	MHT34	1649	. 323	19.59
1635	MHT35,56	1262	. 202	16.01
1636	MHT36,38,58	1162	. 94	8.09
1637	MHT37	3	. . 2	66.67
1639	MHT39 MR52	461	. 118	25.60
1641	MHT41	680	. 16	2.35
1642	MHT42	443	. 88	19.86
1644	MHT44	102	. . 3	2.94
1646	MHT46	130	. . 6	4.62
1650	MHT50,52	931	. 115	12.35
1651	MHT51	139	. . 3	2.16
1653	MHT53	129	. 28	21.71
1654	MHT54	7	. . 1	14.29
1655	MHT55	183	. 23	12.57
1659	MHT59	3	. . 0	. . 00
1660	MHT60	57	. . 2	3.51
1662	MHT62,63	47	. . 5	10.64
1702	MID2,3,45	1505	. 204	13.55
1704	MID4,48	971	. 67	6.90
1705	MID5,54,59	1292	. 96	7.43
1706	MID6,11	457	. 45	9.85
1708	MID8	451	. 36	7.98
1709	MID9	841	. 112	13.32
1710	MID10	132	. 45	34.09
1712	MID12,68	1575	. 151	9.59
1714	MID14 NOR23	1314	. 147	11.19
1715	MID15	530	. 43	8.11
1716	MID16,41,63	1685	. 239	14.18
1717	MID17,29,34,36,37,49,51+	2422	. 449	18.54
1718	MID18	364	. 52	14.29
1719	MID19	424	. 14	3.30

1720	MID20	19	. 9	47.37
1721	MID21 NOR60	528	. 34	6.44
1722	MID22	654	. 128	19.57
1723	MID23	530	. 170	32.08
1725	MID25	52	. 10	19.23
1726	MID26	137	. 1	.73
1727	MID27	354	. 131	37.01
1730	MID30	317	. 57	17.98
1731	MID31	1	. 0	.00
1732	MID32	44	. 2	4.55
1733	MID33,44,61	653	. 76	11.64
1735	MID35,60,67	960	. 116	12.08
1738	MID38	40	. 11	27.50
1742	MID42	521	. 216	41.46
1743	MID43	1046	. 109	10.42
1746	MID46	280	. 110	39.29
1747	MID47	641	. 53	8.27
1752	MID52	342	. 34	9.94
1753	MID53,58	520	. 42	8.08
1755	MID55	298	. 45	15.10
1757	MID57,62	167	. 10	5.99
1801	MR1,11,13	878	. 200	22.78
1802	MR2	136	. 35	25.74
1803	MR3,67	931	. 116	12.46
1804	MR4,59,60	990	. 90	9.09
1805	MR5,28,32	969	. 235	24.25
1806	MR6,38	918	. 203	22.11
1807	MR7	649	. 64	9.86
1808	MR8,12,15,24,41,47,62	1405	. 335	23.84
1809	MR9	91	. 16	17.58
1814	MR14	346	. 60	17.34
1816	MR16,17	975	. 323	33.13
1818	MR18,68,69,72	2043	. 431	21.10
1819	MR19,20,21,22	1692	. 383	22.64
1823	MR23,53,73	911	. 221	24.26
1825	MR25,31,61	1256	. 309	24.60
1826	MR26,36,45	1216	. 160	13.16
1827	MR27	2059	. 225	10.93
1829	MR29	813	. 150	18.45
1830	MR30	523	. 43	8.22
1833	MR33,54	508	. 76	14.96
1834	MR34	475	. 132	27.79
1835	MR35,50	1099	. 107	9.74
1837	MR37,49	704	. 234	33.24
1840	MR40	180	. 30	16.67
1842	MR42	201	. 40	19.90
1843	MR43	427	. 63	14.75
1844	MR44	677	. 139	20.53
1846	MR46	521	. 159	30.52
1848	MR48	499	. 138	27.66
1851	MR51,70	974	. 271	27.82
1855	MR55	252	. 76	30.16
1856	MR56	40	. 9	22.50
1857	MR57	559	. 71	12.70
1858	MR58	1163	. 174	14.96
1863	MR63,66	612	. 80	13.07
1871	MR71 QUE1,5	1455	. 122	8.38
1874	MR74	299	. 58	19.40
1901	NOR1	621	. 173	27.86
1902	NOR2	729	. 138	18.93
1903	NOR3	532	. 181	34.02
1904	NOR4	426	. 68	15.96
1905	NOR5	685	. 105	15.33
1906	NOR6	967	. 149	15.41
1907	NOR7	723	. 167	23.10
1908	NOR8	12	. 0	.00
1909	NOR9	595	. 130	21.85
1910	NOR10	430	. 40	9.30
1911	NOR11	378	. 149	39.42
1912	NOR12	734	. 123	16.76
1913	NOR13	149	. 37	24.83
1914	NOR14	175	. 55	31.43
1915	NOR15	1195	. 305	25.52
1916	NOR16	546	. 121	22.16
1917	NOR17	33	. 0	.00
1918	NOR18	528	. 86	16.29
1919	NOR19	455	. 15	3.30
1920	NOR20	352	. 10	2.84
1922	NOR22	229	. 73	31.88
1924	NOR24	174	. 4	2.30
1925	NOR25,43	439	. 142	32.35
1926	NOR26,34	1451	. 207	14.27
1928	NOR28	80	. 5	6.25
1929	NOR29	987	. 303	30.70
1930	NOR30	742	. 262	35.31
1932	NOR32,59	244	. 77	31.56
1933	NOR33	205	. 71	34.63
1935	NOR35,49,54	601	. 28	4.66
1936	NOR36	490	. 51	10.41
1937	NOR37	465	. 72	15.48
1938	NOR38	2	. 0	.00
1939	NOR39	347	. 70	20.17
1940	NOR40	131	. 24	18.32
1941	NOR41,56	369	. 92	24.93
1942	NOR42	403	. 134	33.25
1944	NOR44	139	. 5	3.60
1945	NOR45 NRW52	502	. 30	5.98
1946	NOR46,52,55	829	. 56	6.76
1947	NOR47	0	. 0	.00
1948	NOR48,51	740	. 42	5.68
1950	NOR50	67	. 3	4.48
1953	NOR53	455	. 77	16.92
1957	NOR57	13	. 0	.00
1958	NOR58,62	552	. 29	5.25
1961	NOR61	125	. 3	2.40
1963	NOR63	788	. 49	6.22

1964	NOR64	1	. 0	. .00
2005	NRW5,6	1379	. 55	3.99
2007	NRW7,17	1689	. 181	10.72
2008	NRW8	120	. 20	16.67
2010	NRW10,11,12	1546	. 206	13.32
2013	NRW13,18	528	. 86	16.29
2014	NRW14,34	109	. 10	9.17
2015	NRW15	87	. 12	13.79
2016	NRW16	2	. 0	. .00
2019	NRW19,20	1410	. 156	11.06
2021	NRW21,24	1491	. 89	5.97
2022	NRW22	228	. 22	9.65
2023	NRW23	480	. 20	4.17
2026	NRW26	331	. 32	9.67
2027	NRW27	62	. 3	4.84
2028	NRW28,32	1125	. 20	1.78
2029	NRW29	114	. 9	7.89
2030	NRW30,33,36	938	. 81	8.64
2031	NRW31	13	. 1	7.69
2035	NRW35	718	. 53	7.38
2037	NRW37,40	706	. 66	9.35
2038	NRW38,57,58,59	443	. 32	7.22
2042	NRW42	776	. 106	13.66
2043	NRW43	897	. 119	13.27
2044	NRW44	425	. 87	20.47
2045	NRW45	44	. 1	2.27
2046	NRW46	452	. 69	15.27
2047	NRW47,49	1011	. 72	7.12
2048	NRW48	784	. 25	3.19
2050	NRW50,51	828	. 48	5.80
2053	NRW53	315	. 20	6.35
2054	NRW54	254	. 12	4.72
2055	NRW55	243	. 5	2.06
2056	NRW56	94	. 14	14.89
2101	NW1	1733	. 175	10.10
2102	NW2,16	1519	. 135	8.89
2103	NW3,59	756	. 124	16.40
2104	NW4,8	1351	. 108	7.99
2105	NW5	3	. 0	. .00
2106	NW6,29	1	. 0	. .00
2109	NW9	393	. 42	10.69
2111	NW11	569	. 94	16.52
2112	NW12,58	767	. 126	16.43
2113	NW13	960	. 100	10.42
2117	NW17	1	. 0	. .00
2118	NW18,23	385	. 46	11.95
2119	NW19	360	. 28	7.78
2120	NW20	578	. 95	16.44
2121	NW21	9	. 6	66.67
2122	NW22,24,46	1092	. 118	10.81
2125	NW25,30	363	. 6	1.65
2126	NW26	87	. 13	14.94
2127	NW27,52,61	848	. 63	7.43
2131	NW31,60,62	532	. 76	14.29
2132	NW32,42	900	. 115	12.78
2133	NW33,35	1232	. 114	9.25
2134	NW34,45	1121	. 94	8.39
2136	NW36	16	. 0	. .00
2137	NW37	518	. 103	19.88
2138	NW38	3	. 2	66.67
2141	NW41,48	1968	. 134	6.81
2143	NW43	107	. 17	15.89
2144	NW44	21	. 6	28.57
2147	NW47	0	. 0	. .00
2149	NW49,56	1234	. 161	13.05
2150	NW50	105	. 3	2.86
2151	NW51	838	. 101	12.05
2154	NW54	452	. 76	16.81
2155	NW55	401	. 17	4.24
2201	OAK1,6	1373	. 177	12.89
2202	OAK2,14	1785	. 258	14.45
2203	OAK3,4,23,30,33	1968	. 298	15.14
2205	OAK5	1313	. 224	17.06
2207	OAK7,27,28	1315	. 246	18.71
2208	OAK8,22	1834	. 387	21.10
2209	OAK9,24,29	1740	. 342	19.66
2210	OAK10,34	1737	. 304	17.50
2211	OAK11,16	1555	. 204	13.12
2213	OAK13,25,32	1676	. 236	14.08
2215	OAK15	2298	. 454	19.76
2217	OAK17,20	1871	. 310	16.57
2218	OAK18,35,36 TSF4	1747	. 288	16.49
2219	OAK19	2123	. 338	15.92
2221	OAK21,26	1929	. 329	17.06
2302	QUE2,14,22	1475	. 159	10.78
2303	QUE3	135	. 12	8.89
2304	QUE4	454	. 88	19.38
2306	QUE6	856	. 201	23.48
2307	QUE7	805	. 105	13.04
2308	QUE8	331	. 41	12.39
2310	QUE10	396	. 74	18.69
2311	QUE11,48	451	. 81	17.96
2312	QUE12	550	. 34	6.18
2313	QUE13,52	152	. 12	7.89
2315	QUE15	0	. 0	. .00
2316	QUE16	445	. 52	11.69
2317	QUE17,40	872	. 208	23.85
2318	QUE18	912	. 150	16.45
2320	QUE20	26	. 0	. .00
2321	QUE21	70	. 3	4.29
2323	QUE23	861	. 106	12.31
2324	QUE24,41,47	1244	. 131	10.53
2325	QUE25,38,51	799	. 229	28.66
2328	QUE28,34	215	. 73	33.95
2329	QUE29	1483	. 176	11.87
2330	QUE30	134	. 17	12.69

2331	QUE31,53,54	713	. 105	14.73
2332	QUE32	285	. 98	34.39
2333	QUE33	439	. 73	16.63
2335	QUE35,50	727	. 264	36.31
2336	QUE36	146	. 31	21.23
2337	QUE37	1288	. 94	7.30
2339	QUE39	1154	. 136	11.79
2342	QUE42	577	. 182	31.54
2343	QUE43	944	. 120	12.71
2344	QUE44	857	. 143	16.69
2345	QUE45	380	. 43	11.32
2346	QUE46	174	. 17	9.77
2349	QUE49	278	. 9	3.24
2401	SF1	1118	. 81	7.25
2402	SF2,24	762	. 44	5.77
2403	SF3,22	863	. 37	4.29
2404	SF4,5	1778	. 63	3.54
2406	SF6,9	1824	. 96	5.26
2407	SF7,8,38,39	1798	. 161	8.95
2410	SF10	1092	. 117	10.71
2411	SF11,17,21,27,30,34	1554	. 42	2.70
2412	SF12,19,28,45,46	1000	. 92	9.20
2413	SF13,14,23	2059	. 156	7.58
2415	SF15,16,35	1857	. 198	10.66
2418	SF18,20,26	1247	. 108	8.66
2425	SF25,36,37	1309	. 132	10.08
2429	SF29,33,41	1235	. 54	4.37
2431	SF31,32,44	1565	. 130	8.31
2440	SF40	29	. 2	6.90
2442	SF42,43 SPL5	1869	. 121	6.47
2501	SPL1	1799	. 141	7.84
2502	SPL2,24,25	1784	. 136	7.62
2503	SPL3	2161	. 101	4.67
2504	SPL4	1077	. 124	11.51
2507	SPL7	1660	. 161	9.70
2509	SPL9	9	. 1	11.11
2510	SPL10,27	1298	. 237	18.26
2511	SPL11	1715	. 140	8.16
2513	SPL13	1339	. 162	12.10
2514	SPL14,29	1858	. 175	9.42
2515	SPL15	1249	. 210	16.81
2516	SPL16	893	. 79	8.85
2517	SPL17,19,23	2187	. 220	10.06
2518	SPL18	354	. 27	7.63
2521	SPL21	615	. 71	11.54
2522	SPL22	1076	. 83	7.71
2528	SPL28	1084	. 162	14.94
2601	TSF1,9,20	1931	. 305	15.79
2602	TSF2,10	1031	. 232	22.50
2603	TSF3,5	1994	. 326	16.35
2606	TSF6,8	2104	. 412	19.58
2611	TSF11,12	2518	. 231	9.17
2613	TSF13,17	1859	. 355	19.10
2615	TSF15,27	1227	. 200	16.30
2616	TSF16	1836	. 318	17.32
2618	TSF18,30	1258	. 280	22.26
2619	TSF19,28	1904	. 362	19.01
2621	TSF21	1252	. 245	19.57
2622	TSF22,23,29	1308	. 224	17.13
2624	TSF24	1653	. 190	11.49
2625	TSF25,26	1792	. 346	19.31
2701	UNV1	738	. 143	19.38
2702	UNV2,48	71	. 5	7.04
2703	UNV3	201	. 25	12.44
2705	UNV5	26	. 2	7.69
2706	UNV6,13	284	. 16	5.63
2707	UNV7,9,11	866	. 50	5.77
2708	UNV8	201	. 65	32.34
2710	UNV10	752	. 110	14.63
2712	UNV12	114	. 20	17.54
2714	UNV14	1537	. 121	7.87
2715	UNV15,16	1630	. 139	8.53
2717	UNV17	858	. 84	9.79
2718	UNV18	14	. 1	7.14
2719	UNV19	1315	. 166	12.62
2721	UNV21	633	. 131	20.70
2723	UNV23,30,31	2167	. 430	19.84
2724	UNV24,29	1986	. 449	22.61
2725	UNV25,26	1516	. 184	12.14
2727	UNV27	1644	. 190	11.56
2728	UNV28,34,45	1276	. 188	14.73
2733	UNV33,39,40,43,44	1616	. 369	22.83
2735	UNV35,36,38,42,50	1919	. 169	8.81
2737	UNV37,47	1015	. 44	4.33
2746	UNV46	1453	. 97	6.68
2749	UNV49	901	. 210	23.31
2801	WH1,32,38	669	. 135	20.18
2802	WH2	184	. 46	25.00
2804	WH4,10,12	554	. 101	18.23
2805	WH5	50	. 18	36.00
2806	WH6	403	. 56	13.90
2807	WH7,14,54	654	. 133	20.34
2808	WH8	1440	. 272	18.89
2809	WH9	2114	. 447	21.14
2811	WH11,49	1062	. 91	8.57
2813	WH13	886	. 181	20.43
2815	WH15	606	. 75	12.38
2816	WH16,36	659	. 196	29.74
2817	WH17,25,56	1261	. 310	24.58
2818	WH18	277	. 28	10.11
2819	WH19	637	. 81	12.72
2820	WH20,22,52	1525	. 273	17.90
2821	WH21,53	1220	. 175	14.34
2824	WH24	549	. 58	10.56
2827	WH27,28	1163	. 349	30.01
2829	WH29	247	. 29	11.74

2830	WH30	193	.	54	27.98
2831	WH31	1028	.	334	32.49
2833	WH33	351	.	26	7.41
2834	WH34	1660	.	347	20.90
2835	WH35	562	.	191	33.99
2837	WH37	253	.	86	33.99
2839	WH39	205	.	62	30.24
2840	WH40,41	878	.	185	21.07
2843	WH43	439	.	53	12.07
2844	WH44	63	.	5	7.94
2846	WH46,50,51	649	.	79	12.17
2848	WH48	0	.	1	.
2855	WH55	1	.	0	.00

=====

		VOTES	PERCENT
ST. LOUIS COUNTY MISSOURI-PROPOSITION P			
SALES TAX-ARCH & PUBLIC PARKS			
(Vote for) 1			
01	= YES	57,832	52.93
02	= NO	51,425	47.07

		01	02
0101	AP1,2,3	41	32
0104	AP4,28 MID50	143	181
0105	AP5,18,21,39	53	43
0106	AP6,9,13,52	100	104
0107	AP7	13	15
0108	AP8,24	103	148
0110	AP10,36	48	33
0111	AP11,20,25	90	71
0112	AP12	24	32
0114	AP14 NOR27	25	35
0115	AP15	17	14
0116	AP16,43 NOR31	7	4
0117	AP17	126	138
0119	AP19,45	38	58
0122	AP22 MID7	14	25
0123	AP23	5	6
0126	AP26 NW14	0	0
0127	AP27,54 NRW2	37	22
0129	AP29,35	12	4
0130	AP30	7	9
0131	AP31	106	126
0132	AP32,37	46	39
0133	AP33	39	54
0134	AP34 FER26	19	6
0138	AP38 NRW3,4	79	56
0140	AP40 MID56	184	185
0141	AP41 MHT17	28	41
0142	AP42	0	0
0144	AP44	65	54
0146	AP46	8	18
0147	AP47	0	1
0148	AP48,53	2	2
0149	AP49	138	148
0150	AP50 NOR21	104	57
0151	AP51	11	12
0201	BON1,21,36	266	143
0202	BON2,4,14,18	208	141
0203	BON3	86	107
0205	BON5	155	85
0206	BON6,7	225	163
0208	BON8,22,47	238	151
0209	BON9	255	214
0210	BON10,25,30,46	189	187
0211	BON11,33	182	118
0212	BON12	286	188
0213	BON13,23,29	261	173
0215	BON15,16	104	92
0217	BON17,45	18	10
0219	BON19,35 CLA15	134	133
0220	BON20	63	57
0224	BON24,28	93	58
0226	BON26	18	24
0227	BON27,34	121	106
0231	BON31,32	244	148
0237	BON37,38	153	191
0239	BON39	11	14
0240	BON40	103	108
0241	BON41,44	83	75
0242	BON42	20	16
0243	BON43	175	203
0301	CC1	84	75
0302	CC2,7 MHT13,43	107	70
0303	CC3,5	86	52
0304	CC4,59	17	5
0306	CC6,52	84	59
0308	CC8	3	2
0309	CC9	0	0
0310	CC10	25	12
0311	CC11,16,28,68	100	109
0312	CC12,13,22,61 MID1,13,28+	245	99
0314	CC14,24,25,51	184	136
0315	CC15 CLA16,64	162	58
0317	CC17	47	21
0318	CC18	0	0
0319	CC19,67	117	65
0320	CC20,21	119	118
0323	CC23	189	104
0326	CC26	4	2
0327	CC27,29	79	30
0330	CC30	7	4
0331	CC31	66	43

0332	CC32,56	12	5
0333	CC33,58,62	88	54
0334	CC34	21	22
0335	CC35,50	120	66
0336	CC36,46	123	90
0337	CC37	22	13
0338	CC38,47	10	8
0339	CC39,43	9	6
0340	CC40,48	10	8
0341	CC41	27	14
0342	CC42,44,64	146	64
0345	CC45	0	3
0349	CC49	41	36
0353	CC53,54	79	57
0355	CC55	68	23
0357	CC57 MID24	35	31
0360	CC60	26	7
0363	CC63	30	17
0365	CC65	13	4
0366	CC66 MR39	49	59
0401	CHE1	63	63
0402	CHE2	30	26
0403	CHE3	29	48
0404	CHE4	57	80
0405	CHE5,6,17	119	162
0407	CHE7,56,57	91	120
0408	CHE8,33	190	220
0409	CHE9	50	72
0410	CHE10	92	131
0411	CHE11	19	31
0412	CHE12	39	48
0413	CHE13	185	208
0414	CHE14,36	25	23
0415	CHE15,16	203	228
0418	CHE18	142	124
0419	CHE19 MR64	110	90
0420	CHE20,29	86	82
0421	CHE21 WH23,26	206	202
0422	CHE22,45 LAF12	148	163
0423	CHE23	1	0
0424	CHE24	22	36
0425	CHE25	83	66
0426	CHE26	16	13
0427	CHE27	47	53
0428	CHE28	145	130
0430	CHE30	48	63
0431	CHE31	0	0
0432	CHE32 LAF26	26	16
0434	CHE34,53,55,61	142	217
0435	CHE35,47	18	9
0437	CHE37	97	101
0438	CHE38,39 WH3	30	49
0440	CHE40	47	37
0441	CHE41	44	77
0442	CHE42,48,58 MR10	189	151
0443	CHE43,50 MER2,5	82	117
0444	CHE44 LAF1,30	185	194
0446	CHE46,51,54 MER4	29	65
0449	CHE49	7	5
0452	CHE52	1	1
0459	CHE59	4	3
0460	CHE60	30	18
0501	CLA1	244	57
0502	CLA2,8,44,53	365	114
0503	CLA3,10,11	538	189
0504	CLA4	106	42
0505	CLA5,56 UNV32,41	240	64
0506	CLA6,18,29	101	118
0507	CLA7	58	26
0509	CLA9	53	11
0512	CLA12,26	33	27
0513	CLA13,14,47	189	99
0517	CLA17,27	15	8
0519	CLA19	11	8
0520	CLA20	66	44
0521	CLA21,52	45	19
0522	CLA22	66	44
0523	CLA23,33	73	61
0524	CLA24	39	32
0525	CLA25,40	110	74
0528	CLA28	17	11
0530	CLA30,31,57,58	104	84
0532	CLA32,35,42,43	283	214
0534	CLA34	6	7
0536	CLA36	5	5
0537	CLA37	92	60
0538	CLA38,39,41,59,66,67	213	140
0545	CLA45	44	50
0546	CLA46,48,49,51	216	129
0550	CLA50	35	41
0554	CLA54	23	26
0555	CLA55	7	8
0560	CLA60	51	64
0561	CLA61	45	42
0562	CLA62	11	4
0563	CLA63	0	0
0565	CLA65	2	0
0601	CON1 GRA58	127	126
0602	CON2 GRA40	103	107
0603	CON3,53	68	83
0604	CON4,6,44	82	102
0605	CON5 GRA42	130	137
0607	CON7,40,41	13	17
0608	CON8,27,35,39	86	122
0609	CON9	52	69
0610	CON10,29	99	117

0611	CON11	34	33
0612	CON12	0	0
0613	CON13,47,49,59	157	148
0614	CON14	26	35
0615	CON15,42	82	116
0616	CON16	22	37
0617	CON17 GRA25	79	96
0618	CON18	47	45
0619	CON19	0	0
0620	CON20,33	26	19
0621	CON21,56,57	52	68
0622	CON22	36	69
0623	CON23	0	0
0624	CON24,28,46,51	112	148
0625	CON25	71	124
0626	CON26	11	5
0630	CON30,52	59	75
0631	CON31	45	71
0632	CON32	34	41
0634	CON34	20	21
0636	CON36	24	32
0637	CON37	22	24
0638	CON38	13	9
0643	CON43,45,55,58	117	177
0648	CON48	4	6
0650	CON50	32	32
0654	CON54 TSF14	67	82
0701	FER1,11	37	45
0702	FER2	32	25
0703	FER3,15	21	21
0704	FER4	7	17
0705	FER5	108	101
0706	FER6,7	56	94
0708	FER8	72	78
0709	FER9,10	93	74
0712	FER12 NRW9	21	14
0713	FER13,23	72	51
0714	FER14,43	16	19
0716	FER16,48	14	14
0717	FER17	11	10
0718	FER18	16	14
0719	FER19	69	52
0720	FER20	30	20
0721	FER21 NRW1	8	4
0722	FER22,27,29	76	64
0724	FER24	19	42
0725	FER25	1	0
0728	FER28,30	110	96
0731	FER31 NRW25	31	43
0732	FER32,40	117	69
0733	FER33,36	91	77
0734	FER34,35	125	82
0737	FER37	71	49
0738	FER38,47	71	46
0739	FER39	28	21
0741	FER41,49 NRW39,41	46	46
0742	FER42	56	24
0744	FER44	77	39
0745	FER45	10	5
0746	FER46 FLOR43 SPL12,20,26	137	128
0750	FER50 FLO4	81	95
0751	FER51	14	2
0752	FER52	4	6
0753	FER53	0	3
0801	FLO1,2 LC7	43	47
0803	FLO3,44	90	95
0805	FLO5,15,25,45	71	78
0806	FLO6,13	38	42
0807	FLO7,22,29,34	87	82
0808	FLO8,37	66	74
0809	FLO9,10	54	90
0811	FLO11,12	74	60
0814	FLO14,28,46	94	99
0816	FLO16,26,33,41	58	69
0817	FLO17	73	82
0818	FLO18,23	62	74
0819	FLO19,24	70	76
0820	FLO20,31,32,39	61	77
0821	FLO21,27,38 LC 34	59	72
0830	FLO30	32	19
0835	FLO35 LC16	14	18
0836	FLO36	29	12
0840	FLO40 LC39	3	12
0842	FLO42 LC10,23,25	45	71
0901	GRA1	19	20
0902	GRA2,8	32	38
0903	GRA3	1	4
0904	GRA4,55	182	158
0905	GRA5,36	213	201
0906	GRA6	84	62
0907	GRA7,19,20,54	107	107
0909	GRA9,45	102	94
0910	GRA10,12	16	20
0911	GRA11,46	53	65
0913	GRA13	31	33
0914	GRA14,41	81	94
0915	GRA15,30,35	76	143
0916	GRA16,21,23,31	94	119
0917	GRA17,61	136	143
0918	GRA18,34,37	69	83
0922	GRA22,38	130	141
0924	GRA24,32,48	74	92
0926	GRA26	47	70
0927	GRA27	27	30
0928	GRA28,29	132	152
0933	GRA33	32	47

0939	GRA39	5	6
0943	GRA43,51	8	7
0944	GRA44	197	190
0947	GRA47,53	125	180
0949	GRA49	3	0
0950	GRA50	46	43
0952	GRA52	9	8
0956	GRA56	11	6
0957	GRA57	8	3
0959	GRA59,60	2	1
1001	HAD1,2,3	439	142
1004	HAD4,5,37	153	35
1006	HAD6	36	34
1007	HAD7,41	52	52
1008	HAD8 UNV4,22	224	45
1009	HAD9,10,11	433	96
1012	HAD12,13,17	235	84
1014	HAD14,15,16	405	111
1018	HAD18	0	0
1019	HAD19	24	11
1020	HAD20	28	13
1021	HAD21,24,25,26	135	84
1022	HAD22	46	31
1023	HAD23	33	16
1027	HAD27	78	52
1028	HAD28	110	42
1029	HAD29	73	28
1030	HAD30,31,34	205	109
1032	HAD32	228	98
1033	HAD33,35	349	205
1036	HAD36,38,42 UNV20	218	68
1039	HAD39	29	15
1040	HAD40	63	40
1043	HAD43	9	4
1044	HAD44	6	5
1045	HAD45	46	41
1046	HAD46	24	12
1101	JEF1	57	30
1102	JEF2,40	23	11
1103	JEF3	81	58
1104	JEF4	38	25
1105	JEF5,7,41	53	39
1106	JEF6,21	50	17
1108	JEF8	147	48
1109	JEF9,12	62	49
1110	JEF10,46	136	93
1111	JEF11	50	33
1113	JEF13,20,49	125	59
1114	JEF14,19,48	245	101
1115	JEF15	55	49
1116	JEF16	59	30
1117	JEF17,23,47	106	55
1118	JEF18,24	242	88
1122	JEF22,25,26	116	58
1127	JEF27,28	114	78
1129	JEF29,38	71	40
1130	JEF30,42	129	102
1131	JEF31,44,45	172	170
1132	JEF32,33	207	124
1134	JEF34	157	100
1135	JEF35	8	2
1136	JEF36	29	24
1137	JEF37,39	201	130
1143	JEF43	84	67
1202	LAF2	83	129
1203	LAF3	12	3
1204	LAF4,15	86	102
1205	LAF5,50	106	100
1206	LAF6,51,52	69	93
1207	LAF7	0	0
1208	LAF8,53	95	92
1209	LAF9,10,45	105	160
1211	LAF11	28	32
1213	LAF13	12	7
1214	LAF14	75	63
1216	LAF16	32	40
1217	LAF17	16	37
1218	LAF18,20	102	100
1219	LAF19,22	27	20
1221	LAF21	27	38
1223	LAF23	47	44
1224	LAF24,40	37	69
1225	LAF25,36	42	47
1227	LAF27	105	98
1228	LAF28	82	123
1229	LAF29	130	135
1231	LAF31	94	108
1232	LAF32	135	104
1233	LAF33	116	110
1234	LAF34	7	4
1235	LAF35	19	17
1237	LAF37	23	18
1238	LAF38	61	86
1239	LAF39,44,49,54	160	187
1241	LAF41	134	184
1242	LAF42	69	50
1243	LAF43	34	28
1246	LAF46 QUE26	29	29
1247	LAF47 QUE27	13	11
1248	LAF48	14	21
1301	LC1 NW15,39,40	85	103
1302	LC2,3	60	102
1304	LC4 NW10,28	45	37
1305	LC5,19,27	51	71
1306	LC6,9	86	69
1308	LC8,31,35	53	80

1311	LC11,18,37,38	28	35
1312	LC12,32	79	68
1313	LC13	33	52
1314	LC14	44	47
1315	LC15,33	51	85
1317	LC17,22,24	108	87
1320	LC20	6	8
1321	LC21	50	47
1326	LC26 SPL6	98	41
1328	LC28	66	86
1329	LC29,36 NW7	68	75
1330	LC30 SPL8	81	73
1401	LEM1,5	37	63
1402	LEM2,3,34	45	73
1404	LEM4,8,41	61	50
1406	LEM6	7	2
1407	LEM7,9	47	76
1410	LEM10	32	57
1411	LEM11,14,20,43	58	37
1412	LEM12	31	41
1413	LEM13	101	120
1415	LEM15,30,36	84	125
1416	LEM16,38,46 OAK12,31	130	181
1417	LEM17,39	113	130
1418	LEM18	3	2
1419	LEM19	1	2
1421	LEM21,42	45	67
1422	LEM22,29	72	84
1423	LEM23,31	111	150
1424	LEM24,32	70	91
1425	LEM25	8	7
1426	LEM26	5	14
1427	LEM27	5	9
1428	LEM28	9	11
1433	LEM33,35,40,44,45	79	99
1437	LEM37	5	19
1447	LEM47 TSF7	96	61
1501	MER1,13,15	5	9
1503	MER3,26	72	121
1506	MER6,49	19	30
1507	MER7,9	2	5
1508	MER8,28	48	65
1510	MER10,51	46	29
1511	MER11,41	36	50
1512	MER12,33	127	134
1514	MER14	0	0
1516	MER16	1	0
1517	MER17	191	183
1518	MER18	87	114
1519	MER19,55,56	279	242
1520	MER20,46	23	50
1521	MER21,39,40 WH42,47	10	6
1522	MER22	149	140
1523	MER23	202	190
1524	MER24,50	219	189
1525	MER25,31,32,52,53	194	200
1527	MER27	38	21
1529	MER29 QUE19	53	50
1530	MER30	69	67
1534	MER34 WH45	135	142
1535	MER35	1	0
1536	MER36	76	55
1537	MER37,38	193	183
1542	MER42	111	136
1543	MER43 QUE9	77	100
1544	MER44	1	0
1545	MER45	27	40
1547	MER47	13	12
1548	MER48	0	0
1554	MER54	36	61
1601	MHT1,4	138	118
1602	MHT2,5,7,26,65,66	295	256
1603	MHT3,24 MR65	189	187
1606	MHT6,14,49	102	108
1608	MHT8,28	44	51
1609	MHT9	143	98
1610	MHT10,21,25,33,47	96	92
1611	MHT11	58	43
1612	MHT12	0	0
1615	MHT15 NW53	91	100
1616	MHT16	0	1
1618	MHT18,57	0	0
1619	MHT19,27,64	221	200
1620	MHT20,48	88	98
1622	MHT22 NW57	46	60
1623	MHT23	82	75
1629	MHT29,61	3	5
1630	MHT30,45	15	12
1631	MHT31,40	27	25
1632	MHT32	9	5
1634	MHT34	152	166
1635	MHT35,56	103	94
1636	MHT36,38,58	49	43
1637	MHT37	0	2
1639	MHT39 MR52	66	50
1641	MHT41	10	6
1642	MHT42	35	49
1644	MHT44	2	1
1646	MHT46	2	4
1650	MHT50,52	63	52
1651	MHT51	1	2
1653	MHT53	12	16
1654	MHT54	1	0
1655	MHT55	8	15
1659	MHT59	0	0
1660	MHT60	1	0

1662	MHT62,63	3	2
1702	MID2,3,45	121	83
1704	MID4,48	30	37
1705	MID5,54,59	35	61
1706	MID6,11	24	21
1708	MID8	13	23
1709	MID9	54	57
1710	MID10	28	13
1712	MID12,68	66	85
1714	MID14 NOR23	77	70
1715	MID15	22	20
1716	MID16,41,63	159	80
1717	MID17,29,34,36,37,49,51+	313	131
1718	MID18	31	20
1719	MID19	6	8
1720	MID20	6	3
1721	MID21 NOR60	10	24
1722	MID22	58	70
1723	MID23	72	94
1725	MID25	4	6
1726	MID26	1	0
1727	MID27	59	71
1730	MID30	34	20
1731	MID31	0	0
1732	MID32	2	0
1733	MID33,44,61	35	40
1735	MID35,60,67	49	65
1738	MID38	6	4
1742	MID42	116	89
1743	MID43	56	52
1746	MID46	44	59
1747	MID47	22	27
1752	MID52	9	24
1753	MID53,58	13	28
1755	MID55	25	14
1757	MID57,62	8	2
1801	MR1,11,13	117	82
1802	MR2	29	4
1803	MR3,67	69	46
1804	MR4,59,60	43	47
1805	MR5,28,32	139	90
1806	MR6,38	102	98
1807	MR7	34	30
1808	MR8,12,15,24,41,47,62	177	155
1809	MR9	7	9
1814	MR14	21	39
1816	MR16,17	155	161
1818	MR18,68,69,72	171	254
1819	MR19,20,21,22	220	152
1823	MR23,53,73	130	87
1825	MR25,31,61	166	138
1826	MR26,36,45	72	88
1827	MR27	102	122
1829	MR29	68	76
1830	MR30	30	13
1833	MR33,54	49	27
1834	MR34	62	67
1835	MR35,50	56	51
1837	MR37,49	126	102
1840	MR40	17	12
1842	MR42	25	15
1843	MR43	26	36
1844	MR44	78	52
1846	MR46	87	65
1848	MR48	71	60
1851	MR51,70	151	114
1855	MR55	43	29
1856	MR56	6	3
1857	MR57	48	23
1858	MR58	91	81
1863	MR63,66	44	35
1871	MR71 QUE1,5	80	42
1874	MR74	28	27
1901	NOR1	97	49
1902	NOR2	71	49
1903	NOR3	97	55
1904	NOR4	40	25
1905	NOR5	71	30
1906	NOR6	71	56
1907	NOR7	90	54
1908	NOR8	0	0
1909	NOR9	74	44
1910	NOR10	19	19
1911	NOR11	74	67
1912	NOR12	64	56
1913	NOR13	26	11
1914	NOR14	28	27
1915	NOR15	206	97
1916	NOR16	88	33
1917	NOR17	0	0
1918	NOR18	53	33
1919	NOR19	12	3
1920	NOR20	6	4
1922	NOR22	48	24
1924	NOR24	2	2
1925	NOR25,43	75	65
1926	NOR26,34	86	120
1928	NOR28	5	0
1929	NOR29	161	118
1930	NOR30	158	95
1932	NOR32,59	48	24
1933	NOR33	42	28
1935	NOR35,49,54	15	13
1936	NOR36	37	11
1937	NOR37	46	24
1938	NOR38	0	0

1939	NOR39	50	16
1940	NOR40	17	6
1941	NOR41,56	34	47
1942	NOR42	75	57
1944	NOR44	0	5
1945	NOR45 NRW52	18	12
1946	NOR46,52,55	32	24
1947	NOR47	0	0
1948	NOR48,51	26	15
1950	NOR50	3	0
1953	NOR53	46	27
1957	NOR57	0	0
1958	NOR58,62	17	12
1961	NOR61	1	2
1963	NOR63	29	20
1964	NOR64	0	0
2005	NRW5,6	31	22
2007	NRW7,17	91	89
2008	NRW8	16	3
2010	NRW10,11,12	122	75
2013	NRW13,18	47	37
2014	NRW14,34	8	1
2015	NRW15	3	8
2016	NRW16	0	0
2019	NRW19,20	89	64
2021	NRW21,24	36	48
2022	NRW22	13	9
2023	NRW23	9	11
2026	NRW26	18	13
2027	NRW27	2	1
2028	NRW28,32	13	7
2029	NRW29	6	2
2030	NRW30,33,36	43	37
2031	NRW31	1	0
2035	NRW35	24	28
2037	NRW37,40	35	31
2038	NRW38,57,58,59	16	16
2042	NRW42	76	24
2043	NRW43	61	57
2044	NRW44	50	35
2045	NRW45	0	1
2046	NRW46	37	31
2047	NRW47,49	42	29
2048	NRW48	10	14
2050	NRW50,51	26	20
2053	NRW53	13	6
2054	NRW54	7	5
2055	NRW55	1	4
2056	NRW56	6	6
2101	NW1	91	83
2102	NW2,16	41	93
2103	NW3,59	49	74
2104	NW4,8	48	59
2105	NW5	0	0
2106	NW6,29	0	0
2109	NW9	17	25
2111	NW11	41	52
2112	NW12,58	38	88
2113	NW13	47	52
2117	NW17	0	0
2118	NW18,23	21	24
2119	NW19	14	14
2120	NW20	40	54
2121	NW21	2	2
2122	NW22,24,46	39	79
2125	NW25,30	4	2
2126	NW26	8	5
2127	NW27,52,61	14	49
2131	NW31,60,62	31	44
2132	NW32,42	65	45
2133	NW33,35	50	63
2134	NW34,45	37	56
2136	NW36	0	0
2137	NW37	43	59
2138	NW38	0	2
2141	NW41,48	38	96
2143	NW43	10	7
2144	NW44	1	5
2147	NW47	0	0
2149	NW49,56	57	102
2150	NW50	1	2
2151	NW51	49	51
2154	NW54	29	47
2155	NW55	12	5
2201	OAK1,6	85	89
2202	OAK2,14	111	144
2203	OAK3,4,23,30,33	122	171
2205	OAK5	101	122
2207	OAK7,27,28	115	130
2208	OAK8,22	192	191
2209	OAK9,24,29	139	199
2210	OAK10,34	149	152
2211	OAK11,16	80	124
2213	OAK13,25,32	109	124
2215	OAK15	205	245
2217	OAK17,20	151	155
2218	OAK18,35,36 TSF4	126	158
2219	OAK19	144	193
2221	OAK21,26	174	152
2302	QUE2,14,22	80	77
2303	QUE3	6	6
2304	QUE4	47	41
2306	QUE6	126	71
2307	QUE7	64	41
2308	QUE8	23	18
2310	QUE10	31	43

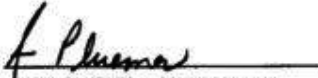
2311	QUE11,48	37	44
2312	QUE12	19	15
2313	QUE13,52	9	3
2315	QUE15	0	0
2316	QUE16	23	29
2317	QUE17,40	80	126
2318	QUE18	81	68
2320	QUE20	0	0
2321	QUE21	3	0
2323	QUE23	39	67
2324	QUE24,41,47	60	71
2325	QUE25,38,51	106	122
2328	QUE28,34	33	40
2329	QUE29	87	88
2330	QUE30	8	9
2331	QUE31,53,54	56	44
2332	QUE32	51	45
2333	QUE33	38	35
2335	QUE35,50	86	171
2336	QUE36	13	18
2337	QUE37	40	54
2339	QUE39	68	66
2342	QUE42	74	107
2343	QUE43	51	69
2344	QUE44	70	72
2345	QUE45	18	25
2346	QUE46	9	7
2349	QUE49	6	3
2401	SF1	47	34
2402	SF2,24	22	22
2403	SF3,22	21	16
2404	SF4,5	30	32
2406	SF6,9	51	45
2407	SF7,8,38,39	89	69
2410	SF10	51	66
2411	SF11,17,21,27,30,34	21	21
2412	SF12,19,28,45,46	57	35
2413	SF13,14,23	68	86
2415	SF15,16,35	92	103
2418	SF18,20,26	53	53
2425	SF25,36,37	59	69
2429	SF29,33,41	31	23
2431	SF31,32,44	57	68
2440	SF40	0	2
2442	SF42,43 SPL5	47	73
2501	SPL1	87	54
2502	SPL2,24,25	76	60
2503	SPL3	69	32
2504	SPL4	75	47
2507	SPL7	95	64
2509	SPL9	0	1
2510	SPL10,27	106	129
2511	SPL11	72	67
2513	SPL13	87	75
2514	SPL14,29	80	95
2515	SPL15	111	94
2516	SPL16	41	37
2517	SPL17,19,23	121	98
2518	SPL18	14	13
2521	SPL21	36	35
2522	SPL22	44	38
2528	SPL28	80	81
2601	TSF1,9,20	133	168
2602	TSF2,10	108	122
2603	TSF3,5	171	154
2606	TSF6,8	154	255
2611	TSF11,12	104	126
2613	TSF13,17	152	199
2615	TSF15,27	86	114
2616	TSF16	152	164
2618	TSF18,30	137	137
2619	TSF19,28	153	206
2621	TSF21	102	139
2622	TSF22,23,29	92	131
2624	TSF24	84	104
2625	TSF25,26	140	202
2701	UNV1	82	48
2702	UNV2,48	3	2
2703	UNV3	16	9
2705	UNV5	2	0
2706	UNV6,13	8	6
2707	UNV7,9,11	29	19
2708	UNV8	38	16
2710	UNV10	50	50
2712	UNV12	7	11
2714	UNV14	80	40
2715	UNV15,16	95	43
2717	UNV17	43	38
2718	UNV18	1	0
2719	UNV19	118	44
2721	UNV21	72	44
2723	UNV23,30,31	310	114
2724	UNV24,29	287	154
2725	UNV25,26	121	60
2727	UNV27	115	73
2728	UNV28,34,45	112	71
2733	UNV33,39,40,43,44	245	117
2735	UNV35,36,38,42,50	111	49
2737	UNV37,47	25	17
2746	UNV46	53	42
2749	UNV49	97	76
2801	WH1,32,38	71	62
2802	WH2	15	31
2804	WH4,10,12	38	63
2805	WH5	8	10
2806	WH6	34	22

2807	WH7,14,54	64	67
2808	WH8	135	134
2809	WH9	246	190
2811	WH11,49	51	38
2813	WH13	101	73
2815	WH15	30	44
2816	WH16,36	84	97
2817	WH17,25,56	136	166
2818	WH18	15	13
2819	WH19	47	34
2820	WH20,22,52	111	158
2821	WH21,53	96	73
2824	WH24	22	35
2827	WH27,28	142	195
2829	WH29	13	15
2830	WH30	37	16
2831	WH31	133	196
2833	WH33	17	9
2834	WH34	153	189
2835	WH35	88	102
2837	WH37	41	42
2839	WH39	31	30
2840	WH40,41	90	94
2843	WH43	25	28
2844	WH44	1	4
2846	WH46,50,51	38	40
2848	WH48	0	1
2855	WH55	0	0

=====

WE, THE BOARD OF ELECTION COMMISSIONERS OF ST. LOUIS COUNTY, MISSOURI, ACTING AS THE VERIFICATION BOARD PURSUANT TO 115.507,R.S.Mo 1978, HEREBY CERTIFY THE FOREGOING TO BE A TRUE AND CORRECT ABSTRACT OF VOTES CAST FOR THE CANDIDATES AND ISSUES AT THE GENERAL MUNICIPAL ELECTION HELD IN ST. LOUIS COUNTY, MISSOURI, ON APRIL 2, 2013. IN TESTIMONY WHEREOF, WE HAVE HEREUNTO SET OUR HAND AT OUR OFFICE IN MAPLEWOOD, ST. LOUIS COUNTY, MISSOURI, ON APRIL 16, 2013.


 RICHARD H. KELLETT, CHAIRMAN


 ANN PLUEMER, COMMISSIONER

AFFTON FIRE DISTRICT
 RUN DATE:04/15/13 12:59 PM

GENERAL MUNICIPAL ELECTION
 ST. LOUIS COUNTY, MISSOURI
 TUESDAY, APRIL 2, 2013

OFFICIAL FINAL RESULTS

	01 = REGISTERED VOTERS - TOTAL	02 = BALLOTS CAST - TOTAL	TOTAL	PERCENT	03 = VOTER TURNOUT - TOTAL	TOTAL	PERCENT
			24,041				14.43
			3,470				
	01	02	03				
0602 CON2 GRA40	1330	213	16.02				
0604 CON4,6,44	1570	184	11.72				
0605 CON5 GRA42	2033	270	13.28				
0607 CON7,40,41	293	30	10.24				
0608 CON8,27,35,39	1737	213	12.26				
0609 CON9	1178	121	10.27				
0617 CON17 GRA25	1435	177	12.33				
0620 CON20,33	287	45	15.68				
0623 CON23	14	0	.00				
0626 CON26	230	16	6.96				
0634 CON34	340	41	12.06				
0636 CON36	392	56	14.29				
0637 CON37	317	47	14.83				
0638 CON38	137	22	16.06				
0907 GRA7,19,20,54	1958	215	10.98				
0913 GRA13	296	64	21.62				
0915 GRA15,30,35	1427	221	15.49				
0916 GRA16,21,23,31	2015	214	10.62				
0917 GRA17,61	1061	282	26.58				
0918 GRA18,34,37	1208	154	12.75				
0922 GRA22,38	1757	271	15.42				
0933 GRA33	739	80	10.83				
0939 GRA39	98	11	11.22				
0943 GRA43,51	119	15	12.61				
0944 GRA44	722	390	54.02				
0956 GRA56	127	17	13.39				
1105 JEF5,7,41	1093	93	8.51				
1418 LEM18	80	5	6.25				
1419 LEM19	48	3	6.25				

DIRECTOR AFFTON FIRE DISTRICT	VOTES				PERCENT				VOTES				PERCENT							
(Vote for) 1																				
01 = DAVID PEARSON	365				11.73				03 = ROBERT KUELKER				637				20.47			
02 = ROBERT HEHMEYER	2,095				67.32				04 = INVALID WRITE-IN				15				.48			
	01	02	03	04																
0602 CON2 GRA40	16	152	26	0																
0604 CON4,6,44	12	136	29	1																
0605 CON5 GRA42	28	118	95	1																
0607 CON7,40,41	4	20	4	0																
0608 CON8,27,35,39	18	139	46	1																
0609 CON9	12	75	18	0																
0617 CON17 GRA25	10	124	35	0																
0620 CON20,33	8	26	5	1																
0623 CON23	0	0	0	0																
0626 CON26	5	8	2	0																
0634 CON34	9	22	6	0																
0636 CON36	2	41	12	0																
0637 CON37	4	28	6	0																
0638 CON38	4	12	3	0																
0907 GRA7,19,20,54	20	130	47	1																
0913 GRA13	6	35	14	0																
0915 GRA15,30,35	31	147	31	0																
0916 GRA16,21,23,31	28	119	44	3																
0917 GRA17,61	39	139	52	0																
0918 GRA18,34,37	11	100	26	1																
0922 GRA22,38	18	195	39	2																
0933 GRA33	10	44	21	1																
0939 GRA39	0	5	2	0																
0943 GRA43,51	2	12	1	0																
0944 GRA44	55	199	52	3																
0956 GRA56	2	9	3	0																
1105 JEF5,7,41	8	58	15	0																
1418 LEM18	3	1	1	0																
1419 LEM19	0	1	2	0																

WE, THE BOARD OF ELECTION COMMISSIONERS OF ST. LOUIS COUNTY, MISSOURI, ACTING AS THE VERIFICATION BOARD PURSUANT TO 115.507,R.S.MO 1978, HEREBY CERTIFY THE FOREGOING TO BE A TRUE AND CORRECT ABSTRACT OF VOTES CAST FOR THE CANDIDATES AND ISSUES AT THE GENERAL MUNICIPAL ELECTION HELD IN ST. LOUIS COUNTY, MISSOURI, ON APRIL 2, 2013. IN TESTIMONY WHEREOF, WE HAVE HEREUNTO SET OUR HAND AT OUR OFFICE IN MAPLEWOOD, ST. LOUIS COUNTY, MISSOURI, ON APRIL 16, 2013.

Richard H. Kellett
 RICHARD H. KELLETT, CHAIRMAN

f. Pluemmer
 ANN PLUEMER, COMMISSIONER

BLACK JACK FIRE DISTRICT
 RUN DATE:04/15/13 01:00 PM

GENERAL MUNICIPAL ELECTION
 ST. LOUIS COUNTY, MISSOURI
 TUESDAY, APRIL 2, 2013

OFFICIAL FINAL RESULTS

	TOTAL	PERCENT	03 = VOTER TURNOUT - TOTAL	TOTAL	PERCENT
01 = REGISTERED VOTERS - TOTAL	33,577				9.91
02 = BALLOTS CAST - TOTAL	3,327				
	01	02	03		
0704 FER4	114	26	22.81		
0717 FER17	454	22	4.85		
0718 FER18	255	31	12.16		
0719 FER19	1324	123	9.29		
0722 FER22,27,29	1825	141	7.73		
0725 FER25	5	1	20.00		
0737 FER37	1578	122	7.73		
0742 FER42	1112	81	7.28		
0746 FER46 FLOR43 SPL12,20,26	2286	266	11.64		
1317 LC17,22,24	2190	198	9.04		
1326 LC26 SPL6	1665	141	8.47		
1328 LC28	956	152	15.90		
1330 LC30 SPL8	1962	157	8.00		
2401 SF1	1118	81	7.25		
2501 SPL1	1799	141	7.84		
2502 SPL2,24,25	1784	136	7.62		
2507 SPL7	1660	161	9.70		
2509 SPL9	9	1	11.11		
2510 SPL10,27	1298	237	18.26		
2511 SPL11	1715	140	8.16		
2513 SPL13	1339	162	12.10		
2514 SPL14,29	1858	175	9.42		
2515 SPL15	1249	210	16.81		
2516 SPL16	893	79	8.85		
2518 SPL18	354	27	7.63		
2521 SPL21	615	71	11.54		
2522 SPL22	1076	83	7.71		
2528 SPL28	1084	162	14.94		

DIRECTOR BLACK JACK FIRE DISTRICT			VOTES	PERCENT	VOTES		PERCENT
(Vote for) 1							
01 = RANDOLPH E. ADLER			2,375	76.96			
02 = ANDREW D. WINSTON			702	22.75	03 = INVALID WRITE-IN	9	.29
	01	02	03				
0704 FER4	13	7	0				
0717 FER17	11	10	0				
0718 FER18	22	6	0				
0719 FER19	83	36	0				
0722 FER22,27,29	77	54	0				
0725 FER25	0	1	0				
0737 FER37	87	23	0				
0742 FER42	55	18	0				
0746 FER46 FLOR43 SPL12,20,26	187	56	1				
1317 LC17,22,24	130	55	0				
1326 LC26 SPL6	102	25	0				
1328 LC28	117	22	0				
1330 LC30 SPL8	121	20	1				
2401 SF1	53	25	0				
2501 SPL1	101	30	1				
2502 SPL2,24,25	93	36	0				
2507 SPL7	118	31	2				
2509 SPL9	1	0	0				
2510 SPL10,27	202	21	1				
2511 SPL11	99	29	1				
2513 SPL13	128	22	0				
2514 SPL14,29	129	31	0				
2515 SPL15	127	69	1				
2516 SPL16	64	12	0				
2518 SPL18	14	10	0				
2521 SPL21	53	13	0				
2522 SPL22	62	14	1				
2528 SPL28	126	26	0				

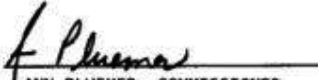
DIRECTOR BLACK JACK FIRE DIST (UNEXPIRED TERM)			VOTES	PERCENT	VOTES		PERCENT
(Vote for) 1							
01 = DAVID CALHOUN			2,052	65.66			
02 = TONY WEAVER			1,061	33.95	03 = INVALID WRITE-IN	12	.38
	01	02	03				
0704 FER4	11	9	0				
0717 FER17	15	6	0				
0718 FER18	18	11	0				
0719 FER19	73	47	1				
0722 FER22,27,29	61	73	0				
0725 FER25	0	1	0				
0737 FER37	67	45	0				
0742 FER42	51	24	0				
0746 FER46 FLOR43 SPL12,20,26	180	64	1				
1317 LC17,22,24	113	77	0				
1326 LC26 SPL6	86	45	1				
1328 LC28	107	33	0				
1330 LC30 SPL8	107	34	1				
2401 SF1	50	27	0				
2501 SPL1	85	52	0				
2502 SPL2,24,25	75	54	0				
2507 SPL7	93	58	2				
2509 SPL9	1	0	0				

2510 SPL10,27	182	44	0
2511 SPL11	78	53	2
2513 SPL13	104	49	0
2514 SPL14,29	116	46	0
2515 SPL15	86	111	1
2516 SPL16	58	18	1
2518 SPL18	12	13	0
2521 SPL21	51	14	0
2522 SPL22	55	20	1
2528 SPL28	117	33	1

=====

WE, THE BOARD OF ELECTION COMMISSIONERS OF ST. LOUIS COUNTY, MISSOURI, ACTING AS THE VERIFICATION BOARD PURSUANT TO 115.507,R.S.Mo 1978, HEREBY CERTIFY THE FOREGOING TO BE A TRUE AND CORRECT ABSTRACT OF VOTES CAST FOR THE CANDIDATES AND ISSUES AT THE GENERAL MUNICIPAL ELECTION HELD IN ST. LOUIS COUNTY, MISSOURI, ON APRIL 2, 2013. IN TESTIMONY WHEREOF, WE HAVE HEREUNTO SET OUR HAND AT OUR OFFICE IN MAPLEWOOD, ST. LOUIS COUNTY, MISSOURI, ON APRIL 16, 2013.


 RICHARD H. KELLETT, CHAIRMAN


 ANN PLUEMER, COMMISSIONER

MONARCH FIRE DISTRICT
 RUN DATE:04/15/13 01:00 PM

GENERAL MUNICIPAL ELECTION
 ST. LOUIS COUNTY, MISSOURI
 TUESDAY, APRIL 2, 2013

OFFICIAL FINAL RESULTS

	TOTAL	PERCENT	03 = VOTER TURNOUT - TOTAL	TOTAL	PERCENT
01 = REGISTERED VOTERS - TOTAL	45,157				22.03
02 = BALLOTS CAST - TOTAL	9,948				
	01	02	03		
0301 CC1	1258	163	12.96		
0401 CHE1	613	129	21.04		
0402 CHE2	333	59	17.72		
0404 CHE4	746	137	18.36		
0405 CHE5,6,17	1315	288	21.90		
0407 CHE7,56,57	903	213	23.59		
0408 CHE8,33	1642	415	25.27		
0409 CHE9	720	123	17.08		
0410 CHE10	751	224	29.83		
0411 CHE11	230	51	22.17		
0412 CHE12	442	88	19.91		
0414 CHE14,36	215	48	22.33		
0415 CHE15,16	1826	441	24.15		
0418 CHE18	842	278	33.02		
0419 CHE19 MR64	987	204	20.67		
0422 CHE22,45 LAF12	1845	312	16.91		
0425 CHE25	673	151	22.44		
0426 CHE26	244	29	11.89		
0428 CHE28	1303	278	21.34		
0430 CHE30	693	118	17.03		
0431 CHE31	3	0	0.00		
0432 CHE32 LAF26	214	42	19.63		
0437 CHE37	900	204	22.67		
0441 CHE41	738	124	16.80		
0442 CHE42,48,58 MR10	1311	350	26.70		
0444 CHE44 LAF1,30	1767	385	21.79		
0452 CHE52	9	2	22.22		
0459 CHE59	69	7	10.14		
1206 LAF6,51,52	1160	162	13.97		
1208 LAF8,53	875	190	21.71		
1229 LAF29	1031	269	26.09		
1231 LAF31	898	207	23.05		
1232 LAF32	940	242	25.74		
1233 LAF33	1061	229	21.58		
1234 LAF34	66	11	16.67		
1601 MHT1,4	1183	269	22.74		
1602 MHT2,5,7,26,65,66	2178	561	25.76		
1603 MHT3,24 MR65	1471	386	26.24		
1608 MHT8,28	565	97	17.17		
1609 MHT9	1365	246	18.02		
1616 MHT16	1	1	100.0		
1619 MHT19,27,64	1685	429	25.46		
1623 MHT23	926	157	16.95		
1630 MHT30,45	171	27	15.79		
1631 MHT31,40	399	52	13.03		
1634 MHT34	1649	323	19.59		
1639 MHT39 MR52	461	118	25.60		
1816 MR16,17	975	323	33.13		
1818 MR18,68,69,72	2043	431	21.10		
1823 MR23,53,73	911	221	24.26		
1855 MR55	252	76	30.16		
1874 MR74	299	58	19.40		

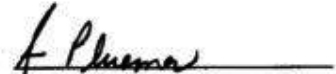
DIRECTOR MONARCH FIRE DISTRICT	VOTES	PERCENT		VOTES	PERCENT
(Vote for) 1					
01 = JANE CUNNINGHAM	5,698	59.97			
02 = COLE McNARY	3,762	39.60	03 = INVALID WRITE-IN	41	.43
	01	02	03		
0301 CC1	87	68	2		
0401 CHE1	72	45	1		
0402 CHE2	39	15	0		
0404 CHE4	91	42	0		
0405 CHE5,6,17	155	106	1		
0407 CHE7,56,57	128	79	0		
0408 CHE8,33	240	149	1		
0409 CHE9	78	38	0		
0410 CHE10	144	64	1		
0411 CHE11	30	17	0		
0412 CHE12	58	28	0		
0414 CHE14,36	32	14	0		
0415 CHE15,16	257	166	0		
0418 CHE18	145	110	0		
0419 CHE19 MR64	110	91	0		
0422 CHE22,45 LAF12	168	125	1		
0425 CHE25	79	61	1		
0426 CHE26	14	13	1		
0428 CHE28	163	89	0		
0430 CHE30	76	38	0		
0431 CHE31	0	0	0		
0432 CHE32 LAF26	25	15	0		
0437 CHE37	130	54	1		
0441 CHE41	69	45	1		
0442 CHE42,48,58 MR10	190	147	0		
0444 CHE44 LAF1,30	203	169	5		
0452 CHE52	0	2	0		
0459 CHE59	1	5	0		
1206 LAF6,51,52	81	72	2		
1208 LAF8,53	125	58	0		
1229 LAF29	145	113	2		
1231 LAF31	118	80	0		
1232 LAF32	136	100	0		

1233 LAF33	129	94	0
1234 LAF34	5	5	0
1601 MHT1,4	161	101	1
1602 MHT2,5,7,26,65,66	320	217	4
1603 MHT3,24 MR65	227	141	1
1608 MHT8,28	31	62	1
1609 MHT9	124	115	0
1616 MHT16	1	0	0
1619 MHT19,27,64	259	149	2
1623 MHT23	86	60	5
1630 MHT30,45	10	17	0
1631 MHT31,40	29	20	0
1634 MHT34	194	119	1
1639 MHT39 MR52	68	47	0
1816 MR16,17	207	100	0
1818 MR18,68,69,72	269	146	4
1823 MR23,53,73	121	91	1
1855 MR55	44	29	0
1874 MR74	24	31	1

=====

WE, THE BOARD OF ELECTION COMMISSIONERS OF ST. LOUIS COUNTY, MISSOURI, ACTING AS THE VERIFICATION BOARD PURSUANT TO 115.507,R.S.Mo 1978, HEREBY CERTIFY THE FOREGOING TO BE A TRUE AND CORRECT ABSTRACT OF VOTES CAST FOR THE CANDIDATES AND ISSUES AT THE GENERAL MUNICIPAL ELECTION HELD IN ST. LOUIS COUNTY, MISSOURI, ON APRIL 2, 2013. IN TESTIMONY WHEREOF, WE HAVE HEREUNTO SET OUR HAND AT OUR OFFICE IN MAPLEWOOD, ST. LOUIS COUNTY, MISSOURI, ON APRIL 16, 2013.


 RICHARD H. KELLETT, CHAIRMAN


 ANN PLUEMER, COMMISSIONER

COMMUNITY FIRE DISTRICT
 RUN DATE:04/15/13 01:01 PM

GENERAL MUNICIPAL ELECTION
 ST. LOUIS COUNTY, MISSOURI
 TUESDAY, APRIL 2, 2013

OFFICIAL FINAL RESULTS

	TOTAL	PERCENT	03 = VOTER TURNOUT - TOTAL	TOTAL	PERCENT
01 = REGISTERED VOTERS - TOTAL	28,258				14.95
02 = BALLOTS CAST - TOTAL	4,225				
	01	02	03		
0101 AP1,2,3	1016	73	7.19		
0105 AP5,18,21,39	1422	96	6.75		
0106 AP6,9,13,52	1495	204	13.65		
0107 AP7	220	28	12.73		
0108 AP8,24	1113	258	23.18		
0111 AP11,20,25	679	164	24.15		
0114 AP14 NOR27	483	60	12.42		
0115 AP15	326	31	9.51		
0116 AP16,43 NOR31	146	11	7.53		
0122 AP22 MID7	608	43	7.07		
0130 AP30	210	17	8.10		
0131 AP31	839	241	28.72		
0133 AP33	270	93	34.44		
0140 AP40 MID56	919	376	40.91		
0144 AP44	411	126	30.66		
0146 AP46	55	26	47.27		
0148 AP48,53	118	4	3.39		
0149 AP49	744	293	39.38		
0151 AP51	208	24	11.54		
1702 MID2,3,45	1505	204	13.55		
1704 MID4,48	971	67	6.90		
1705 MID5,54,59	1292	96	7.43		
1706 MID6,11	457	45	9.85		
1708 MID8	451	36	7.98		
1709 MID9	841	112	13.32		
1712 MID12,68	1575	151	9.59		
1714 MID14 NOR23	1314	147	11.19		
1715 MID15	530	43	8.11		
1721 MID21 NOR60	528	34	6.44		
1722 MID22	654	128	19.57		
1723 MID23	530	170	32.08		
1726 MID26	137	1	.73		
1731 MID31	1	0	.00		
1732 MID32	44	2	4.55		
1743 MID43	1046	109	10.42		
1746 MID46	280	110	39.29		
1747 MID47	641	53	8.27		
1752 MID52	342	34	9.94		
1753 MID53,58	520	42	8.08		
1920 NOR20	352	10	2.84		
1925 NOR25,43	439	142	32.35		
1926 NOR26,34	1451	207	14.27		
1932 NOR32,59	244	77	31.56		
1938 NOR38	2	0	.00		
1944 NOR44	139	5	3.60		
1957 NOR57	13	0	.00		
1958 NOR58,62	552	29	5.25		
1961 NOR61	125	3	2.40		

DIRECTOR COMMUNITY FIRE DISTRICT
 (Vote for) 1
 01 = FRAN COSTELLO 3,491 98.20
 02 = INVALID WRITE-IN 64 1.80

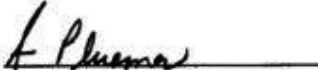
	01	02
0101 AP1,2,3	60	3
0105 AP5,18,21,39	76	0
0106 AP6,9,13,52	185	3
0107 AP7	21	0
0108 AP8,24	216	5
0111 AP11,20,25	135	2
0114 AP14 NOR27	47	1
0115 AP15	23	0
0116 AP16,43 NOR31	9	1
0122 AP22 MID7	35	0
0130 AP30	13	0
0131 AP31	185	2
0133 AP33	77	1
0140 AP40 MID56	325	2
0144 AP44	101	1
0146 AP46	22	0
0148 AP48,53	3	0
0149 AP49	243	3
0151 AP51	18	0
1702 MID2,3,45	163	2
1704 MID4,48	58	1
1705 MID5,54,59	80	3
1706 MID6,11	33	3
1708 MID8	30	2
1709 MID9	88	6
1712 MID12,68	120	1
1714 MID14 NOR23	121	5
1715 MID15	36	0
1721 MID21 NOR60	26	1
1722 MID22	114	1
1723 MID23	143	3
1726 MID26	1	0
1731 MID31	0	0
1732 MID32	2	0
1743 MID43	83	4
1746 MID46	94	0
1747 MID47	43	0

1752 MID52	31	0
1753 MID53,58	34	1
1920 NOR20	9	0
1925 NOR25,43	118	2
1926 NOR26,34	180	3
1932 NOR32,59	60	2
1938 NOR38	0	0
1944 NOR44	4	0
1957 NOR57	0	0
1958 NOR58,62	23	0
1961 NOR61	3	0

=====

WE, THE BOARD OF ELECTION COMMISSIONERS OF ST. LOUIS COUNTY, MISSOURI, ACTING AS THE VERIFICATION BOARD PURSUANT TO 115.507, R.S. Mo 1978, HEREBY CERTIFY THE FOREGOING TO BE A TRUE AND CORRECT ABSTRACT OF VOTES CAST FOR THE CANDIDATES AND ISSUES AT THE GENERAL MUNICIPAL ELECTION HELD IN ST. LOUIS COUNTY, MISSOURI, ON APRIL 2, 2013. IN TESTIMONY WHEREOF, WE HAVE HEREUNTO SET OUR HAND AT OUR OFFICE IN MAPLEWOOD, ST. LOUIS COUNTY, MISSOURI, ON APRIL 16, 2013.


 RICHARD H. KELLETT, CHAIRMAN


 ANN PLUEMER, COMMISSIONER

FENTON FIRE DISTRICT
 RUN DATE:04/15/13 01:02 PM

GENERAL MUNICIPAL ELECTION
 ST. LOUIS COUNTY, MISSOURI
 TUESDAY, APRIL 2, 2013

OFFICIAL FINAL RESULTS

	TOTAL	PERCENT	03 = VOTER TURNOUT - TOTAL	TOTAL	PERCENT
01 = REGISTERED VOTERS - TOTAL	19,597				
02 = BALLOTS CAST - TOTAL	4,575				23.35
	01	02	03		
0203 BON3	499	195	39.08		
0210 BON10,25,30,46	1973	377	19.11		
0215 BON15,16	1374	200	14.56		
0220 BON20	479	120	25.05		
0237 BON37,38	869	350	40.28		
0239 BON39	70	25	35.71		
0240 BON40	702	218	31.05		
0241 BON41,44	506	158	31.23		
0242 BON42	123	36	29.27		
0243 BON43	967	383	39.61		
0601 CON1 GRA58	1183	256	21.64		
0910 GRA10,12	119	36	30.25		
1523 MER23	1960	401	20.46		
1524 MER24,50	1932	409	21.17		
1525 MER25,31,32,52,53	1858	404	21.74		
1537 MER37,38	1725	377	21.86		
1542 MER42	1438	248	17.25		
1543 MER43 QUE9	932	180	19.31		
1544 MER44	6	1	16.67		
2306 QUE6	856	201	23.48		
2320 QUE20	26	0	.00		

	VOTES	PERCENT	03 = INVALID WRITE-IN	VOTES	PERCENT
DIRECTOR FENTON FIRE DISTRICT (Vote for) 1					
01 = BETH VIVIANO	2,881	68.53			
02 = KEN BOLAND	1,318	31.35		5	.12
	01	02	03		
0203 BON3	132	46	0		
0210 BON10,25,30,46	255	93	0		
0215 BON15,16	128	58	1		
0220 BON20	66	40	0		
0237 BON37,38	173	152	0		
0239 BON39	14	10	0		
0240 BON40	142	62	0		
0241 BON41,44	93	42	0		
0242 BON42	22	11	0		
0243 BON43	238	123	1		
0601 CON1 GRA58	142	89	0		
0910 GRA10,12	12	20	0		
1523 MER23	289	71	2		
1524 MER24,50	270	102	0		
1525 MER25,31,32,52,53	242	131	0		
1537 MER37,38	240	120	0		
1542 MER42	158	64	0		
1543 MER43 QUE9	125	39	0		
1544 MER44	1	0	0		
2306 QUE6	139	45	1		
2320 QUE20	0	0	0		

	VOTES	PERCENT	03 = INVALID WRITE-IN	VOTES	PERCENT
DIRECTOR FENTON FIRE DISTRICT (UNEXPIRED TERM) (Vote for) 1					
01 = ROBERT RITTER	2,597	63.78			
02 = ORVILLE J. ALTHOFF	1,467	36.03		8	.20
	01	02	03		
0203 BON3	114	61	0		
0210 BON10,25,30,46	225	116	0		
0215 BON15,16	118	61	2		
0220 BON20	69	36	0		
0237 BON37,38	136	194	0		
0239 BON39	9	16	0		
0240 BON40	105	90	0		
0241 BON41,44	91	32	2		
0242 BON42	21	9	0		
0243 BON43	213	137	0		
0601 CON1 GRA58	135	84	0		
0910 GRA10,12	14	13	0		
1523 MER23	265	77	2		
1524 MER24,50	258	104	0		
1525 MER25,31,32,52,53	206	152	0		
1537 MER37,38	230	118	1		
1542 MER42	140	80	0		
1543 MER43 QUE9	123	36	0		
1544 MER44	1	0	0		
2306 QUE6	124	51	1		
2320 QUE20	0	0	0		

WE, THE BOARD OF ELECTION COMMISSIONERS OF ST. LOUIS COUNTY, MISSOURI, ACTING AS THE VERIFICATION BOARD PURSUANT TO 115.507,R.S.Mo 1978, HEREBY CERTIFY THE FOREGOING TO BE A TRUE AND CORRECT ABSTRACT OF VOTES CAST FOR THE CANDIDATES AND ISSUES AT THE GENERAL MUNICIPAL ELECTION HELD IN ST. LOUIS COUNTY, MISSOURI, ON APRIL 2, 2013. IN TESTIMONY WHEREOF, WE HAVE HEREUNTO SET OUR HAND AT OUR OFFICE IN MAPLEWOOD, ST. LOUIS COUNTY, MISSOURI, ON APRIL 16, 2013.

Richard H. Kellett
RICHARD H. KELLETT, CHAIRMAN

f. Pluemer
ANN PLUEMER, COMMISSIONER

RUN DATE:04/15/13 01:02 PM

	01 = REGISTERED VOTERS - TOTAL	02 = BALLOTS CAST - TOTAL	TOTAL	PERCENT	03 = VOTER TURNOUT - TOTAL	TOTAL	PERCENT
			14,205				11.52
			1,636				
	01	02	03				
0126 AP26 NW14	6	0	0				
0132 AP32,37	971	85	8.75				
0141 AP41 MHT17	618	69	11.17				
0142 AP42	6	0	0.00				
1606 MHT6,14,49	1731	212	12.25				
1612 MHT12	37	0	0.00				
1615 MHT15 NW53	1418	192	13.54				
1618 MHT18,57	2	0	0.00				
1620 MHT20,48	1155	186	16.10				
1622 MHT22 NW57	891	106	11.90				
1636 MHT36,38,58	1162	94	8.09				
1641 MHT41	680	16	2.35				
1642 MHT42	443	88	19.86				
1646 MHT46	130	6	4.62				
1659 MHT59	3	0	0.00				
2101 NW1	1733	175	10.10				
2119 NW19	360	28	7.78				
2120 NW20	578	95	16.44				
2126 NW26	87	13	14.94				
2143 NW43	107	17	15.89				
2149 NW49,56	1234	161	13.05				
2154 NW54	452	76	16.81				
2155 NW55	401	17	4.24				

DIRECTOR MARYLAND HEIGHTS FIRE DISTRICT	VOTES		PERCENT	VOTES		PERCENT
(Vote for) 1						
01 = TOM CARTER	1,003		66.34			
02 = GENE T. WEISS	504		33.33	03 = INVALID WRITE-IN	5	.33
	01	02	03			
0126 AP26 NW14	0	0	0			
0132 AP32,37	60	21	0			
0141 AP41 MHT17	44	18	0			
0142 AP42	0	0	0			
1606 MHT6,14,49	133	71	0			
1612 MHT12	0	0	0			
1615 MHT15 NW53	112	54	2			
1618 MHT18,57	0	0	0			
1620 MHT20,48	134	40	1			
1622 MHT22 NW57	58	40	0			
1636 MHT36,38,58	54	30	1			
1641 MHT41	6	10	0			
1642 MHT42	24	57	0			
1646 MHT46	4	2	0			
1659 MHT59	0	0	0			
2101 NW1	120	42	0			
2119 NW19	18	6	0			
2120 NW20	76	15	0			
2126 NW26	9	2	0			
2143 NW43	7	7	0			
2149 NW49,56	83	65	1			
2154 NW54	53	18	0			
2155 NW55	8	6	0			

WE, THE BOARD OF ELECTION COMMISSIONERS OF ST. LOUIS COUNTY, MISSOURI, ACTING AS THE VERIFICATION BOARD PURSUANT TO 115.507,R.S.Mo 1978, HEREBY CERTIFY THE FOREGOING TO BE A TRUE AND CORRECT ABSTRACT OF VOTES CAST FOR THE CANDIDATES AND ISSUES AT THE GENERAL MUNICIPAL ELECTION HELD IN ST. LOUIS COUNTY, MISSOURI, ON APRIL 2, 2013. IN TESTIMONY WHEREOF, WE HAVE HEREUNTO SET OUR HAND AT OUR OFFICE IN MAPLEWOOD, ST. LOUIS COUNTY, MISSOURI, ON APRIL 16, 2013.

Richard H. Kellett
RICHARD H. KELLETT, CHAIRMAN

f. Pluemer
ANN PLUEMER, COMMISSIONER

MEHLVILLE FIRE DISTRICT
 RUN DATE:04/15/13 01:03 PM

GENERAL MUNICIPAL ELECTION
 ST. LOUIS COUNTY, MISSOURI
 TUESDAY, APRIL 2, 2013

OFFICIAL FINAL RESULTS

	TOTAL	PERCENT	03 = VOTER TURNOUT - TOTAL	TOTAL	PERCENT
01 = REGISTERED VOTERS - TOTAL	83,155				
02 = BALLOTS CAST - TOTAL	13,669				16.44
	01	02	03		
0603 CON3,53	625	153	24.48		
0610 CON10,29	1583	218	13.77		
0611 CON11	460	67	14.57		
0612 CON12	4	0	.00		
0613 CON13,47,49,59	1837	309	16.82		
0614 CON14	285	61	21.40		
0615 CON15,42	1094	200	18.28		
0616 CON16	402	59	14.68		
0618 CON18	951	92	9.67		
0619 CON19	15	0	.00		
0621 CON21,56,57	655	120	18.32		
0622 CON22	777	105	13.51		
0624 CON24,28,46,51	1418	266	18.76		
0625 CON25	1034	197	19.05		
0630 CON30,52	827	135	16.32		
0631 CON31	496	116	23.39		
0632 CON32	571	76	13.31		
0643 CON43,45,55,58	1798	295	16.41		
0648 CON48	50	10	20.00		
0650 CON50	425	64	15.06		
0654 CON54 TSF14	853	149	17.47		
0902 GRA2,8	402	70	17.41		
0903 GRA3	12	5	41.67		
0909 GRA9,45	774	196	25.32		
0911 GRA11,46	589	118	20.03		
0914 GRA14,41	884	175	19.80		
0926 GRA26	1002	117	11.68		
0949 GRA49	9	3	33.33		
0957 GRA57	77	12	15.58		
0959 GRA59,60	22	3	13.64		
1404 LEM4,8,41	1057	113	10.69		
1413 LEM13	1391	222	15.96		
1415 LEM15,30,36	1836	210	11.44		
1416 LEM16,38,46 OAK12,31	1934	314	16.24		
1417 LEM17,39	1441	248	17.21		
1422 LEM22,29	1323	158	11.94		
1423 LEM23,31	1670	268	16.05		
1424 LEM24,32	1186	162	13.66		
1447 LEM47 TSF7	1455	162	11.13		
2201 OAK1,6	1373	177	12.89		
2202 OAK2,14	1785	258	14.45		
2203 OAK3,4,23,30,33	1968	298	15.14		
2205 OAK5	1313	224	17.06		
2207 OAK7,27,28	1315	246	18.71		
2208 OAK8,22	1834	387	21.10		
2209 OAK9,24,29	1740	342	19.66		
2210 OAK10,34	1737	304	17.50		
2211 OAK11,16	1555	204	13.12		
2213 OAK13,25,32	1676	236	14.08		
2215 OAK15	2298	454	19.76		
2217 OAK17,20	1871	310	16.57		
2218 OAK18,35,36 TSF4	1747	288	16.49		
2219 OAK19	2123	338	15.92		
2221 OAK21,26	1929	329	17.06		
2601 TSF1,9,20	1931	305	15.79		
2602 TSF2,10	1031	232	22.50		
2603 TSF3,5	1994	326	16.35		
2606 TSF6,8	2104	412	19.58		
2611 TSF11,12	2518	231	9.17		
2613 TSF13,17	1859	355	19.10		
2615 TSF15,27	1227	200	16.30		
2616 TSF16	1836	318	17.32		
2618 TSF18,30	1258	280	22.26		
2619 TSF19,28	1904	362	19.01		
2621 TSF21	1252	245	19.57		
2622 TSF22,23,29	1308	224	17.13		
2624 TSF24	1653	190	11.49		
2625 TSF25,26	1792	346	19.31		

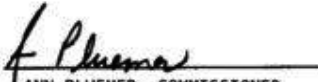
DIRECTOR MEHLVILLE FIRE DISTRICT	VOTES	PERCENT	VOTES	PERCENT
(Vote for) 1				
01 = ED RYAN	8,075	63.10		
02 = MIKE KLUND	4,690	36.65		
			03 = INVALID WRITE-IN	32 .25
	01	02	03	
0603 CON3,53	104	35	0	
0610 CON10,29	119	81	0	
0611 CON11	47	15	0	
0612 CON12	0	0	0	
0613 CON13,47,49,59	165	125	0	
0614 CON14	30	25	0	
0615 CON15,42	139	49	1	
0616 CON16	32	23	1	
0618 CON18	57	29	1	
0619 CON19	0	0	0	
0621 CON21,56,57	73	34	0	
0622 CON22	69	31	0	
0624 CON24,28,46,51	161	80	0	
0625 CON25	144	40	0	
0630 CON30,52	74	45	1	
0631 CON31	64	47	0	
0632 CON32	47	26	0	

0643	CON43,45,55,58	171	100	1
0648	CON48	6	3	0
0650	CON50	31	32	0
0654	CON54 TSF14	99	38	1
0902	GRA2,8	25	30	1
0903	GRA3	1	4	0
0909	GRA9,45	122	52	1
0911	GRA11,46	81	22	1
0914	GRA14,41	103	50	0
0926	GRA26	64	42	1
0949	GRA49	1	0	0
0957	GRA57	5	4	0
0959	GRA59,60	2	0	0
1404	LEM4,8,41	51	57	0
1413	LEM13	126	83	2
1415	LEM15,30,36	110	89	0
1416	LEM16,38,46 OAK12,31	185	113	1
1417	LEM17,39	118	115	0
1422	LEM22,29	81	69	1
1423	LEM23,31	117	137	1
1424	LEM24,32	92	56	1
1447	LEM47 TSF7	79	69	0
2201	OAK1,6	104	64	0
2202	OAK2,14	169	73	0
2203	OAK3,4,23,30,33	175	103	0
2205	OAK5	118	96	0
2207	OAK7,27,28	161	74	0
2208	OAK8,22	215	148	0
2209	OAK9,24,29	220	107	1
2210	OAK10,34	181	94	1
2211	OAK11,16	122	73	0
2213	OAK13,25,32	141	74	0
2215	OAK15	283	155	1
2217	OAK17,20	178	112	2
2218	OAK18,35,36 TSF4	169	96	0
2219	OAK19	188	131	0
2221	OAK21,26	202	113	3
2601	TSF1,9,20	191	86	0
2602	TSF2,10	153	71	1
2603	TSF3,5	165	141	0
2606	TSF6,8	275	109	1
2611	TSF11,12	135	90	1
2613	TSF13,17	221	119	0
2615	TSF15,27	135	52	0
2616	TSF16	202	90	0
2618	TSF18,30	176	86	1
2619	TSF19,28	198	139	1
2621	TSF21	182	51	1
2622	TSF22,23,29	119	86	1
2624	TSF24	111	68	0
2625	TSF25,26	191	139	1

=====

WE, THE BOARD OF ELECTION COMMISSIONERS OF ST. LOUIS COUNTY, MISSOURI, ACTING AS THE VERIFICATION BOARD PURSUANT TO 115.507,R.S.Mo 1978, HEREBY CERTIFY THE FOREGOING TO BE A TRUE AND CORRECT ABSTRACT OF VOTES CAST FOR THE CANDIDATES AND ISSUES AT THE GENERAL MUNICIPAL ELECTION HELD IN ST. LOUIS COUNTY, MISSOURI, ON APRIL 2, 2013. IN TESTIMONY WHEREOF, WE HAVE HEREUNTO SET OUR HAND AT OUR OFFICE IN MAPLEWOOD, ST. LOUIS COUNTY, MISSOURI, ON APRIL 16, 2013.


 RICHARD H. KELLETT, CHAIRMAN


 ANN PLUEMER, COMMISSIONER

METRO WEST FIRE DISTRICT
 RUN DATE:04/15/13 01:03 PM

GENERAL MUNICIPAL ELECTION
 ST. LOUIS COUNTY, MISSOURI
 TUESDAY, APRIL 2, 2013

OFFICIAL FINAL RESULTS

01 = REGISTERED VOTERS - TOTAL 55,927
 02 = BALLOTS CAST - TOTAL 10,531
 03 = VOTER TURNOUT - TOTAL 18.83

	01	02	03
0403 CHE3	466	79	16.95
0413 CHE13	1928	398	20.64
0420 CHE20,29	591	168	28.43
0421 CHE21 WH23,26	1837	413	22.48
0423 CHE23	14	1	7.14
0424 CHE24	354	59	16.67
0427 CHE27	463	100	21.60
0434 CHE34,53,55,61	1521	362	23.80
0435 CHE35,47	118	27	22.88
0438 CHE38,39 WH3	414	79	19.08
0440 CHE40	396	86	21.72
0443 CHE43,50 MER2,5	998	199	19.94
0460 CHE60	287	50	17.42
1207 LAF7	3	0	.00
1209 LAF9,10,45	1446	269	18.60
1211 LAF11	600	63	10.50
1213 LAF13	287	19	6.62
1214 LAF14	738	139	18.83
1216 LAF16	557	72	12.93
1217 LAF17	406	54	13.30
1218 LAF18,20	1128	206	18.26
1219 LAF19,22	638	47	7.37
1221 LAF21	284	65	22.89
1223 LAF23	437	92	21.05
1224 LAF24,40	561	108	19.25
1225 LAF25,36	408	89	21.81
1227 LAF27	1320	204	15.45
1228 LAF28	906	210	23.18
1235 LAF35	217	36	16.59
1237 LAF37	200	43	21.50
1238 LAF38	1042	147	14.11
1239 LAF39,44,49,54	1717	352	20.50
1241 LAF41	1170	321	27.44
1242 LAF42	469	120	25.59
1243 LAF43	225	64	28.44
1248 LAF48	236	35	14.83
1508 MER8,28	656	113	17.23
1510 MER10,51	424	75	17.69
1511 MER11,41	545	87	15.96
1512 MER12,33	1236	268	21.68
1521 MER21,39,40 WH42,47	102	16	15.69
1527 MER27	432	60	13.89
1529 MER29 QUE19	1453	105	7.23
1534 MER34 WH45	1719	283	16.46
1536 MER36	763	133	17.43
1545 MER45	600	67	11.17
1547 MER47	470	25	5.32
1548 MER48	1	0	.00
2312 QUE12	550	34	6.18
2313 QUE13,52	152	12	7.89
2801 WH1,32,38	669	135	20.18
2802 WH2	184	46	25.00
2804 WH4,10,12	554	101	18.23
2805 WH5	50	18	36.00
2806 WH6	403	56	13.90
2807 WH7,14,54	654	133	20.34
2808 WH8	1440	272	18.89
2809 WH9	2114	447	21.14
2811 WH11,49	1062	91	8.57
2813 WH13	886	181	20.43
2815 WH15	606	75	12.38
2816 WH16,36	659	196	29.74
2817 WH17,25,56	1261	310	24.58
2818 WH18	277	28	10.11
2819 WH19	637	81	12.72
2820 WH20,22,52	1525	273	17.90
2821 WH21,53	1220	175	14.34
2824 WH24	549	58	10.56
2827 WH27,28	1163	349	30.01
2829 WH29	247	29	11.74
2830 WH30	193	54	27.98
2831 WH31	1028	334	32.49
2833 WH33	351	26	7.41
2834 WH34	1660	347	20.90
2835 WH35	562	191	33.99
2837 WH37	253	86	33.99
2839 WH39	205	62	30.24
2840 WH40,41	878	185	21.07
2843 WH43	439	53	12.07
2844 WH44	63	5	7.94
2846 WH46,50,51	649	79	12.17
2848 WH48	0	1	.00
2855 WH55	1	0	.00

	VOTES	PERCENT
DIRECTOR METRO WEST FIRE DISTRICT		
(Vote for) 1		
01 = TIM FLORA	5,321	66.66
02 = REMOVED BY COURT ORDER		
03 = INVALID WRITE-IN	131	1.64
01		
03		

0403	CHE3	28	2
0413	CHE13	202	15
0420	CHE20,29	63	1
0421	CHE21 WH23,26	172	7
0423	CHE23	1	0
0424	CHE24	25	3
0427	CHE27	49	1
0434	CHE34,53,55,61	224	3
0435	CHE35,47	10	0
0438	CHE38,39 WH3	40	2
0440	CHE40	31	0
0443	CHE43,50 MER2,5	73	2
0460	CHE60	19	1
1207	LAF7	0	0
1209	LAF9,10,45	163	2
1211	LAF11	20	5
1213	LAF13	6	0
1214	LAF14	89	0
1216	LAF16	27	2
1217	LAF17	22	0
1218	LAF18,20	90	3
1219	LAF19,22	28	0
1221	LAF21	18	0
1223	LAF23	49	0
1224	LAF24,40	68	1
1225	LAF25,36	59	3
1227	LAF27	89	2
1228	LAF28	125	3
1235	LAF35	8	2
1237	LAF37	15	4
1238	LAF38	67	2
1239	LAF39,44,49,54	126	7
1241	LAF41	194	5
1242	LAF42	78	1
1243	LAF43	35	0
1248	LAF48	13	0
1508	MER8,28	67	1
1510	MER10,51	55	1
1511	MER11,41	49	0
1512	MER12,33	116	4
1521	MER21,39,40 WH42,47	7	1
1527	MER27	32	0
1529	MER29 QUE19	65	5
1534	MER34 WH45	135	3
1536	MER36	69	3
1545	MER45	33	2
1547	MER47	12	0
1548	MER48	0	0
2312	QUE12	23	0
2313	QUE13,52	7	0
2801	WH1,32,38	80	2
2802	WH2	14	0
2804	WH4,10,12	51	0
2805	WH5	10	0
2806	WH6	22	0
2807	WH7,14,54	60	0
2808	WH8	115	2
2809	WH9	312	1
2811	WH11,49	38	0
2813	WH13	113	1
2815	WH15	30	1
2816	WH16,36	91	1
2817	WH17,25,56	148	8
2818	WH18	12	0
2819	WH19	45	0
2820	WH20,22,52	145	1
2821	WH21,53	112	1
2824	WH24	26	1
2827	WH27,28	151	8
2829	WH29	14	0
2830	WH30	31	0
2831	WH31	186	1
2833	WH33	13	0
2834	WH34	166	0
2835	WH35	94	0
2837	WH37	46	2
2839	WH39	42	0
2840	WH40,41	91	2
2843	WH43	29	0
2844	WH44	1	0
2846	WH46,50,51	37	0
2848	WH48	0	0
2855	WH55	0	0

=====

WE, THE BOARD OF ELECTION COMMISSIONERS OF ST. LOUIS COUNTY, MISSOURI, ACTING AS THE VERIFICATION BOARD PURSUANT TO 115.507,R.S.Mo 1978, HEREBY CERTIFY THE FOREGOING TO BE A TRUE AND CORRECT ABSTRACT OF VOTES CAST FOR THE CANDIDATES AND ISSUES AT THE GENERAL MUNICIPAL ELECTION HELD IN ST. LOUIS COUNTY, MISSOURI, ON APRIL 2, 2013. IN TESTIMONY WHEREOF, WE HAVE HEREUNTO SET OUR HAND AT OUR OFFICE IN MAPLEWOOD, ST. LOUIS COUNTY, MISSOURI, ON APRIL 16, 2013.


RICHARD H. KELLETT, CHAIRMAN


ANN PLUEMER, COMMISSIONER

NORTHEAST AMBULANCE&FIRE DIST

GENERAL MUNICIPAL ELECTION
ST. LOUIS COUNTY, MISSOURI
TUESDAY, APRIL 2, 2013

OFFICIAL FINAL RESULTS

RUN DATE:04/15/13 01:04 PM

01 = REGISTERED VOTERS - TOTAL
02 = BALLOTS CAST - TOTAL

TOTAL PERCENT
19,371
3,744

03 = VOTER TURNOUT - TOTAL

TOTAL PERCENT
19.33

	01	02	03
0150 AP50 NOR21	1720	163	9.48
1901 NOR1	621	173	27.86
1902 NOR2	729	138	18.93
1903 NOR3	532	181	34.02
1904 NOR4	426	68	15.96
1905 NOR5	685	105	15.33
1906 NOR6	967	149	15.41
1907 NOR7	723	167	23.10
1909 NOR9	595	130	21.85
1910 NOR10	430	40	9.30
1911 NOR11	378	149	39.42
1912 NOR12	734	123	16.76
1913 NOR13	149	37	24.83
1914 NOR14	175	55	31.43
1915 NOR15	1195	305	25.52
1917 NOR17	33	0	.00
1918 NOR18	528	86	16.29
1919 NOR19	455	15	3.30
1922 NOR22	229	73	31.88
1924 NOR24	174	4	2.30
1929 NOR29	987	303	30.70
1930 NOR30	742	262	35.31
1933 NOR33	205	71	34.63
1935 NOR35,49,54	601	28	4.66
1936 NOR36	490	51	10.41
1937 NOR37	465	72	15.48
1939 NOR39	347	70	20.17
1940 NOR40	131	24	18.32
1941 NOR41,56	369	92	24.93
1942 NOR42	403	134	33.25
1947 NOR47	0	0	.00
1950 NOR50	67	3	4.48
1953 NOR53	455	77	16.92
2050 NRW50,51	828	48	5.80
2055 NRW55	243	5	2.06
2705 UNV5	26	2	7.69
2721 UNV21	633	131	20.70
2749 UNV49	901	210	23.31

DIRECTOR NORTHEAST AMBULANCE AND FIRE DISTRICT

(Vote for) 1

01 = DEREK C. MAYS
02 = HATSEPHI KUSHMA

VOTES PERCENT
2,090 63.26
358 10.84

03 = LaTONYA HENDERSON
04 = INVALID WRITE-IN

VOTES PERCENT
844 25.54
12 .36

	01	02	03	04
0150 AP50 NOR21	83	24	45	1
1901 NOR1	60	11	65	0
1902 NOR2	58	12	45	0
1903 NOR3	92	21	37	1
1904 NOR4	39	6	20	0
1905 NOR5	56	8	26	0
1906 NOR6	60	18	44	0
1907 NOR7	88	8	55	1
1909 NOR9	68	6	45	0
1910 NOR10	22	4	9	1
1911 NOR11	113	11	9	6
1912 NOR12	71	13	24	0
1913 NOR13	31	2	3	0
1914 NOR14	45	2	5	0
1915 NOR15	208	30	29	1
1917 NOR17	0	0	0	0
1918 NOR18	57	4	19	0
1919 NOR19	10	1	2	0
1922 NOR22	31	8	27	0
1924 NOR24	2	1	1	0
1929 NOR29	174	30	67	0
1930 NOR30	172	32	40	1
1933 NOR33	28	14	22	0
1935 NOR35,49,54	22	2	3	0
1936 NOR36	26	11	10	0
1937 NOR37	42	7	14	0
1939 NOR39	47	7	10	0
1940 NOR40	9	5	6	0
1941 NOR41,56	38	13	28	0
1942 NOR42	108	9	13	0
1947 NOR47	0	0	0	0
1950 NOR50	1	0	2	0
1953 NOR53	47	2	15	0
2050 NRW50,51	26	4	14	0
2055 NRW55	4	0	0	0
2705 UNV5	2	0	0	0
2721 UNV21	70	11	25	0
2749 UNV49	80	21	65	0

DIRECTOR NORTHEAST AMBULANCE&FIRE DIST (UNEXPIRED TERM)

(Vote for) 1

01 = TRACY PORTER
02 = LONA J. MOORE

VOTES PERCENT
898 27.39
835 25.47

03 = CLARENCE E. (JIM) YOUNG
04 = INVALID WRITE-IN

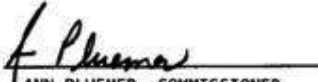
VOTES PERCENT
1,533 46.77
12 .37

	01	02	03	04
0150 AP50 NOR21	51	21	73	1
1901 NOR1	59	35	41	0
1902 NOR2	44	35	35	0
1903 NOR3	50	35	65	1
1904 NOR4	26	12	25	0
1905 NOR5	11	80	9	0
1906 NOR6	23	74	34	0
1907 NOR7	28	85	43	1
1909 NOR9	36	18	59	0
1910 NOR10	11	7	19	0
1911 NOR11	22	5	103	5
1912 NOR12	43	10	53	0
1913 NOR13	12	4	18	0
1914 NOR14	8	5	37	0
1915 NOR15	47	27	187	0
1917 NOR17	0	0	0	0
1918 NOR18	28	4	48	1
1919 NOR19	1	0	11	0
1922 NOR22	27	18	19	0
1924 NOR24	1	0	2	0
1929 NOR29	50	158	74	0
1930 NOR30	64	43	122	3
1933 NOR33	28	15	24	0
1935 NOR35,49,54	8	2	17	0
1936 NOR36	19	11	15	0
1937 NOR37	19	13	30	0
1939 NOR39	4	3	57	0
1940 NOR40	7	4	8	0
1941 NOR41,56	29	17	35	0
1942 NOR42	21	6	94	0
1947 NOR47	0	0	0	0
1950 NOR50	2	0	1	0
1953 NOR53	14	22	30	0
2050 NRW50,51	10	11	22	0
2055 NRW55	1	0	3	0
2705 UNV5	0	0	2	0
2721 UNV21	41	19	43	0
2749 UNV49	53	36	75	0

=====

WE, THE BOARD OF ELECTION COMMISSIONERS OF ST. LOUIS COUNTY, MISSOURI, ACTING AS THE VERIFICATION BOARD PURSUANT TO 115.507, R.S. MO 1978, HEREBY CERTIFY THE FOREGOING TO BE A TRUE AND CORRECT ABSTRACT OF VOTES CAST FOR THE CANDIDATES AND ISSUES AT THE GENERAL MUNICIPAL ELECTION HELD IN ST. LOUIS COUNTY, MISSOURI, ON APRIL 2, 2013. IN TESTIMONY WHEREOF, WE HAVE HEREUNTO SET OUR HAND AT OUR OFFICE IN MAPLEWOOD, ST. LOUIS COUNTY, MISSOURI, ON APRIL 16, 2013.


 RICHARD H. KELLETT, CHAIRMAN


 ANN PLUEMER, COMMISSIONER

RIVERVIEW FIRE DISTRICT
 RUN DATE:04/15/13 01:04 PM

GENERAL MUNICIPAL ELECTION
 ST. LOUIS COUNTY, MISSOURI
 TUESDAY, APRIL 2, 2013

OFFICIAL FINAL RESULTS

	TOTAL	PERCENT	03 = VOTER TURNOUT - TOTAL	TOTAL	PERCENT
01 = REGISTERED VOTERS - TOTAL	12,351				
02 = BALLOTS CAST - TOTAL	984				7.97
	01	02	03		
2045 NRW45	44	1	2.27		
2046 NRW46	452	69	15.27		
2411 SF11,17,21,27,30,34	1554	42	2.70		
2412 SF12,19,28,45,46	1000	92	9.20		
2413 SF13,14,23	2059	156	7.58		
2415 SF15,16,35	1857	198	10.66		
2418 SF18,20,26	1247	108	8.66		
2425 SF25,36,37	1309	132	10.08		
2429 SF29,33,41	1235	54	4.37		
2431 SF31,32,44	1565	130	8.31		
2440 SF40	29	2	6.90		

DIRECTOR RIVERVIEW FIRE DISTRICT	VOTES PERCENT					VOTES PERCENT	
(Vote for) 1							
01 = BOBBY SMITH			724	76.45			
02 = THEO (TED) BROWN, SR.			58	6.12	04 = RAYMOND MCKEEVER	68	7.18
03 = BENJAMIN BROADNAX			95	10.03	05 = INVALID WRITE-IN	2	.21
	01	02	03	04	05		
2045 NRW45	1	0	0	0	0		
2046 NRW46	37	10	11	4	0		
2411 SF11,17,21,27,30,34	34	2	1	3	1		
2412 SF12,19,28,45,46	72	1	11	7	0		
2413 SF13,14,23	111	14	15	10	0		
2415 SF15,16,35	150	3	34	9	0		
2418 SF18,20,26	80	3	7	10	0		
2425 SF25,36,37	99	8	7	15	1		
2429 SF29,33,41	41	3	5	4	0		
2431 SF31,32,44	98	14	4	5	0		
2440 SF40	1	0	0	1	0		

WE, THE BOARD OF ELECTION COMMISSIONERS OF ST. LOUIS COUNTY, MISSOURI, ACTING AS THE VERIFICATION BOARD PURSUANT TO 115.507,R.S.Mo 1978, HEREBY CERTIFY THE FOREGOING TO BE A TRUE AND CORRECT ABSTRACT OF VOTES CAST FOR THE CANDIDATES AND ISSUES AT THE GENERAL MUNICIPAL ELECTION HELD IN ST. LOUIS COUNTY, MISSOURI, ON APRIL 2, 2013. IN TESTIMONY WHEREOF, WE HAVE HEREUNTO SET OUR HAND AT OUR OFFICE IN MAPLEWOOD, ST. LOUIS COUNTY, MISSOURI, ON APRIL 16, 2013.

Richard H. Kellett
 RICHARD H. KELLETT, CHAIRMAN

f. Pluemer
 ANN PLUEMER, COMMISSIONER

SPANISH LAKE FIRE DISTRICT
 RUN DATE:04/15/13 01:05 PM

GENERAL MUNICIPAL ELECTION
 ST. LOUIS COUNTY, MISSOURI
 TUESDAY, APRIL 2, 2013

OFFICIAL FINAL RESULTS

	TOTAL	PERCENT	03 = VOTER TURNOUT - TOTAL	TOTAL	PERCENT
01 = REGISTERED VOTERS - TOTAL	12,008				
02 = BALLOTS CAST - TOTAL	940				7.83
	01	02	03		
2406 SF6,9	1824	96	5.26		
2407 SF7,8,38,39	1798	161	8.95		
2410 SF10	1092	117	10.71		
2442 SF42,43 SPL5	1869	121	6.47		
2503 SPL3	2161	101	4.67		
2504 SPL4	1077	124	11.51		
2517 SPL17,19,23	2187	220	10.06		

DIRECTOR SPANISH LAKE FIRE DISTRICT	VOTES	PERCENT	03 = INVALID WRITE-IN	VOTES	PERCENT
(Vote for) 1					
01 = ROBERT W. DANCHUS, SR.	482	52.51			
02 = KIP WILLIAMS	436	47.49	0		
	01	02	03		
2406 SF6,9	46	49	0		
2407 SF7,8,38,39	106	55	0		
2410 SF10	63	49	0		
2442 SF42,43 SPL5	65	52	0		
2503 SPL3	42	57	0		
2504 SPL4	52	67	0		
2517 SPL17,19,23	108	107	0		

WE, THE BOARD OF ELECTION COMMISSIONERS OF ST. LOUIS COUNTY, MISSOURI, ACTING AS THE VERIFICATION BOARD PURSUANT TO 115.507,R.S.Mo 1978, HEREBY CERTIFY THE FOREGOING TO BE A TRUE AND CORRECT ABSTRACT OF VOTES CAST FOR THE CANDIDATES AND ISSUES AT THE GENERAL MUNICIPAL ELECTION HELD IN ST. LOUIS COUNTY, MISSOURI, ON APRIL 2, 2013. IN TESTIMONY WHEREOF, WE HAVE HEREUNTO SET OUR HAND AT OUR OFFICE IN MAPLEWOOD, ST. LOUIS COUNTY, MISSOURI, ON APRIL 16, 2013.

Richard H. Kellett
 RICHARD H. KELLETT, CHAIRMAN

Ann Pluemer
 ANN PLUEMER, COMMISSIONER

VALLEY PARK FIRE DISTRICT
 RUN DATE:04/15/13 01:05 PM

GENERAL MUNICIPAL ELECTION
 ST. LOUIS COUNTY, MISSOURI
 TUESDAY, APRIL 2, 2013

OFFICIAL FINAL RESULTS

	01 = REGISTERED VOTERS - TOTAL	02 = BALLOTS CAST - TOTAL	TOTAL	PERCENT	03 = VOTER TURNOUT - TOTAL	TOTAL	PERCENT
			8,353			1,649	19.74
			1,649				
	01	02	03				
1501 MER1,13,15	112	14	12.50				
2308 QUE8	331	41	12.39				
2311 QUE11,48	451	81	17.96				
2315 QUE15	0	0					
2317 QUE17,40	872	208	23.85				
2321 QUE21	70	3	4.29				
2325 QUE25,38,51	799	229	28.66				
2328 QUE28,34	215	73	33.95				
2331 QUE31,53,54	713	105	14.73				
2332 QUE32	285	98	34.39				
2333 QUE33	439	73	16.63				
2335 QUE35,50	727	264	36.31				
2336 QUE36	146	31	21.23				
2337 QUE37	1288	94	7.30				
2339 QUE39	1154	136	11.79				
2342 QUE42	577	182	31.54				
2346 QUE46	174	17	9.77				

DIRECTOR VALLEY PARK FIRE DISTRICT		VOTES	PERCENT		VOTES	PERCENT
(Vote for) 1						
01 = RON HENDERSON		649	42.56			
02 = CHRIS WEBSTER		874	57.31	03 = INVALID WRITE-IN	2	.13
	01	02	03			
1501 MER1,13,15	3	11	0			
2308 QUE8	23	14	0			
2311 QUE11,48	28	45	0			
2315 QUE15	0	0	0			
2317 QUE17,40	93	100	1			
2321 QUE21	3	0	0			
2325 QUE25,38,51	53	162	1			
2328 QUE28,34	23	49	0			
2331 QUE31,53,54	23	60	0			
2332 QUE32	45	42	0			
2333 QUE33	16	53	0			
2335 QUE35,50	135	121	0			
2336 QUE36	21	8	0			
2337 QUE37	28	59	0			
2339 QUE39	51	66	0			
2342 QUE42	95	80	0			
2346 QUE46	9	4	0			

WE, THE BOARD OF ELECTION COMMISSIONERS OF ST. LOUIS COUNTY, MISSOURI, ACTING AS THE VERIFICATION BOARD PURSUANT TO 115.507,R.S.Mo 1978, HEREBY CERTIFY THE FOREGOING TO BE A TRUE AND CORRECT ABSTRACT OF VOTES CAST FOR THE CANDIDATES AND ISSUES AT THE GENERAL MUNICIPAL ELECTION HELD IN ST. LOUIS COUNTY, MISSOURI, ON APRIL 2, 2013. IN TESTIMONY WHEREOF, WE HAVE HEREUNTO SET OUR HAND AT OUR OFFICE IN MAPLEWOOD, ST. LOUIS COUNTY, MISSOURI, ON APRIL 16, 2013.

Richard H. Kellett
 RICHARD H. KELLETT, CHAIRMAN

Ann Pluemer
 ANN PLUEMER, COMMISSIONER

RUN DATE:04/15/13 01:06 PM

01 = REGISTERED VOTERS - TOTAL
02 = BALLOTS CAST - TOTAL

TOTAL PERCENT
4,889 943

03 = VOTER TURNOUT - TOTAL

TOTAL PERCENT
19.29

	01	02	03
0104 AP4,28 MID50	1570	337	21.46
0147 AP47	57	1	1.75
0357 CC57 MID24	774	66	8.53
1727 MID27	354	131	37.01
1733 MID33,44,61	653	76	11.64
1735 MID35,60,67	960	116	12.08
1742 MID42	521	216	41.46

WEST OVERLAND EMS AND FIRE DISTRICT-PROPOSITION N
(Vote for) 1
01 = YES
02 = NO

VOTES PERCENT
615 66.56
309 33.44

	01	02
0104 AP4,28 MID50	213	115
0147 AP47	1	0
0357 CC57 MID24	51	15
1727 MID27	85	45
1733 MID33,44,61	54	22
1735 MID35,60,67	67	47
1742 MID42	144	65

WE, THE BOARD OF ELECTION COMMISSIONERS OF ST. LOUIS COUNTY, MISSOURI, ACTING AS THE VERIFICATION BOARD PURSUANT TO 115.507,R.S.Mo 1978, HEREBY CERTIFY THE FOREGOING TO BE A TRUE AND CORRECT ABSTRACT OF VOTES CAST FOR THE CANDIDATES AND ISSUES AT THE GENERAL MUNICIPAL ELECTION HELD IN ST. LOUIS COUNTY, MISSOURI, ON APRIL 2, 2013. IN TESTIMONY WHEREOF, WE HAVE HEREUNTO SET OUR HAND AT OUR OFFICE IN MAPLEWOOD, ST. LOUIS COUNTY, MISSOURI, ON APRIL 16, 2013.

Richard H. Kellett
RICHARD H. KELLETT, CHAIRMAN

Ann Pluemer
ANN PLUEMER, COMMISSIONER

PACIFIC FIRE DISTRICT
 RUN DATE:04/15/13 01:06 PM

GENERAL MUNICIPAL ELECTION
 ST. LOUIS COUNTY, MISSOURI
 TUESDAY, APRIL 2, 2013

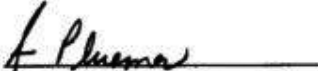
OFFICIAL FINAL RESULTS

	TOTAL	PERCENT		TOTAL	PERCENT
01 = REGISTERED VOTERS - TOTAL	10		03 = VOTER TURNOUT - TOTAL		10.00
02 = BALLOTS CAST - TOTAL	1				
	01	02	03		
1516 MER16	10	1	10.00		

	VOTES	PERCENT		VOTES	PERCENT
DIRECTOR PACIFIC FIRE DISTRICT (Vote for) 1	1	100.00	03 = INVALID WRITE-IN	0	
01 = CHRIS WYMER	0				
02 = EDWIN A. BRUNS					
	01	02	03		
1516 MER16	1	0	0		

WE, THE BOARD OF ELECTION COMMISSIONERS OF ST. LOUIS COUNTY, MISSOURI, ACTING AS THE VERIFICATION BOARD PURSUANT TO 115.507,R.S.Mo 1978, HEREBY CERTIFY THE FOREGOING TO BE A TRUE AND CORRECT ABSTRACT OF VOTES CAST FOR THE CANDIDATES AND ISSUES AT THE GENERAL MUNICIPAL ELECTION HELD IN ST. LOUIS COUNTY, MISSOURI, ON APRIL 2, 2013. IN TESTIMONY WHEREOF, WE HAVE HEREUNTO SET OUR HAND AT OUR OFFICE IN MAPLEWOOD, ST. LOUIS COUNTY, MISSOURI, ON APRIL 16, 2013.


 RICHARD H. KELLETT, CHAIRMAN


 ANN PLUEMER, COMMISSIONER

RUN DATE:04/15/13 01:06 PM

01 = REGISTERED VOTERS - TOTAL
02 = BALLOTS CAST - TOTAL

TOTAL PERCENT
99,359
17,930

03 = VOTER TURNOUT - TOTAL

TOTAL PERCENT
18.05

	01	02	03
0201 BON1,21,36	1794	413	23.02
0202 BON2,4,14,18	1360	355	26.10
0205 BON5	1223	244	19.95
0206 BON6,7	1648	393	23.85
0208 BON8,22,47	1579	393	24.89
0209 BON9	1835	474	25.83
0211 BON11,33	1228	306	24.92
0212 BON12	1701	482	28.34
0213 BON13,23,29	2078	441	21.22
0217 BON17,45	653	28	4.29
0219 BON19,35 CLA15	1426	270	18.93
0224 BON24,28	994	153	15.39
0227 BON27,34	1502	228	15.18
0231 BON31,32	1988	405	20.37
0506 CLA6,18,29	1177	223	18.95
0517 CLA17,27	138	23	16.67
0521 CLA21,52	968	64	6.61
0522 CLA22	972	111	11.42
0523 CLA23,33	1354	136	10.04
0530 CLA30,31,57,58	1337	189	14.14
0532 CLA32,35,42,43	1656	502	30.31
0536 CLA36	66	10	15.15
0538 CLA38,39,41,59,66,67	1445	355	24.57
0545 CLA45	480	95	19.79
0546 CLA46,48,49,51	1425	346	24.28
0550 CLA50	707	76	10.75
0554 CLA54	547	50	9.14
0555 CLA55	156	15	9.62
0560 CLA60	392	116	29.59
0561 CLA61	373	88	23.59
0565 CLA65	10	3	30.00
0602 CON2 GRA40	1330	213	16.02
0604 CON4,6,44	1570	184	11.72
0605 CON5 GRA42	2033	270	13.28
0607 CON7,40,41	293	30	10.24
0608 CON8,27,35,39	1737	213	12.26
0609 CON9	1178	121	10.27
0617 CON17 GRA25	1435	177	12.33
0619 CON19	15	0	.00
0634 CON34	340	41	12.06
0636 CON36	392	56	14.29
0638 CON38	137	22	16.06
0903 GRA3	12	5	41.67
0907 GRA7,19,20,54	1958	215	10.98
0913 GRA13	296	64	21.62
0915 GRA15,30,35	1427	221	15.49
0916 GRA16,21,23,31	2015	214	10.62
0918 GRA18,34,37	1208	154	12.75
0922 GRA22,38	1757	271	15.42
0933 GRA33	739	80	10.83
0939 GRA39	98	11	11.22
0956 GRA56	127	17	13.39
1006 HAD6	356	70	19.66
1007 HAD7,41	535	105	19.63
1019 HAD19	109	37	33.94
1021 HAD21,24,25,26	1819	219	12.04
1022 HAD22	449	77	17.15
1023 HAD23	296	49	16.55
1027 HAD27	850	130	15.29
1028 HAD28	717	154	21.48
1029 HAD29	479	102	21.29
1030 HAD30,31,34	1372	320	23.32
1032 HAD32	1554	327	21.04
1033 HAD33,35	1905	558	29.29
1039 HAD39	398	44	11.06
1040 HAD40	476	107	22.48
1044 HAD44	39	11	28.21
1045 HAD45	308	89	28.90
1046 HAD46	151	36	23.84
1101 JEF1	384	90	23.44
1102 JEF2,40	244	34	13.93
1103 JEF3	575	140	24.35
1104 JEF4	356	63	17.70
1105 JEF5,7,41	1093	93	8.51
1106 JEF6,21	355	67	18.87
1108 JEF8	618	197	31.88
1109 JEF9,12	526	112	21.29
1110 JEF10,46	1353	230	17.00
1111 JEF11	350	83	23.71
1113 JEF13,20,49	1277	184	14.41
1114 JEF14,19,48	2081	346	16.63
1115 JEF15	482	105	21.78
1116 JEF16	664	89	13.40
1117 JEF17,23,47	1294	161	12.44
1118 JEF18,24	1661	331	19.93
1122 JEF22,25,26	1035	175	16.91
1127 JEF27,28	1444	192	13.30
1129 JEF29,38	978	111	11.35
1130 JEF30,42	1919	231	12.04
1131 JEF31,44,45	2196	342	15.57
1132 JEF32,33	1482	334	22.54
1134 JEF34	1142	261	22.85
1135 JEF35	77	10	12.99
1136 JEF36	294	53	18.03
1137 JEF37,39	1405	335	23.84
1143 JEF43	1126	152	13.50

1410	LEM10	878	. 89	10.14
1411	LEM11,14,20,43	752	. 95	12.63
1419	LEM19	48	. 3	6.25
1426	LEM26	138	. 19	13.77
1427	LEM27	118	. 14	11.86
1428	LEM28	134	. 20	14.93
1801	MR1,11,13	878	. 200	22.78
1806	MR6,38	918	. 203	22.11
1809	MR9	91	. 16	17.58
1819	MR19,20,21,22	1692	. 383	22.64
1834	MR34	475	. 132	27.79
1837	MR37,49	704	. 234	33.24

		VOTES	PERCENT			VOTES	PERCENT
TRUSTEE JUNIOR COLLEGE SUBDISTRICT #3							
(Vote for) 1							
01 =	JOAN McGIVNEY	6,661	46.08	03 =	ROBERT (MIKE) JOHNS	1,781	12.32
02 =	ALLISON STENGER	5,911	40.90	04 =	INVALID WRITE-IN	101	.70

	01	02	03	04	
0201	BON1,21,36	157	104	29	3
0202	BON2,4,14,18	115	114	35	2
0205	BON5	81	73	31	0
0206	BON6,7	146	114	35	1
0208	BON8,22,47	145	118	40	2
0209	BON9	204	125	42	2
0211	BON11,33	103	107	25	1
0212	BON12	196	104	56	3
0213	BON13,23,29	143	141	47	1
0217	BON17,45	8	10	3	0
0219	BON19,35	99	83	32	3
0224	BON24,28	50	49	25	1
0227	BON27,34	80	82	24	1
0231	BON31,32	176	128	28	0
0506	CLA6,18,29	77	53	26	2
0517	CLA17,27	8	8	4	0
0521	CLA21,52	24	29	1	1
0522	CLA22	30	51	11	0
0523	CLA23,33	46	49	11	0
0530	CLA30,31,57,58	60	71	18	2
0532	CLA32,35,42,43	238	127	38	9
0536	CLA36	5	2	0	0
0538	CLA38,39,41,59,66,67	109	117	33	4
0545	CLA45	39	23	4	1
0546	CLA46,48,49,51	119	121	37	3
0550	CLA50	25	29	12	0
0554	CLA54	17	23	5	1
0555	CLA55	6	2	2	0
0560	CLA60	45	25	17	1
0561	CLA61	36	22	14	0
0565	CLA65	1	2	0	0
0602	CON2	54	90	35	1
0604	CON4,6,44	45	95	14	1
0605	CON5	66	115	38	3
0607	CON7,40,41	11	11	3	0
0608	CON8,27,35,39	81	77	33	0
0609	CON9	37	46	20	0
0617	CON17	40	92	19	1
0619	CON19	0	0	0	0
0634	CON34	11	17	6	0
0636	CON36	21	18	9	0
0638	CON38	8	9	0	0
0903	GRA3	2	3	0	0
0907	GRA7,19,20,54	69	91	20	3
0913	GRA13	29	16	9	0
0915	GRA15,30,35	80	102	21	0
0916	GRA16,21,23,31	69	70	31	2
0918	GRA18,34,37	53	71	11	0
0922	GRA22,38	75	142	21	3
0933	GRA33	21	37	9	1
0939	GRA39	2	4	0	0
0956	GRA56	3	8	3	0
1006	HAD6	15	30	6	1
1007	HAD7,41	32	49	12	0
1019	HAD19	9	20	1	0
1021	HAD21,24,25,26	67	80	33	3
1022	HAD22	18	36	11	0
1023	HAD23	17	16	2	1
1027	HAD27	39	47	14	2
1028	HAD28	39	65	19	1
1029	HAD29	35	34	10	0
1030	HAD30,31,34	64	118	43	5
1032	HAD32	87	135	30	4
1033	HAD33,35	135	235	50	6
1039	HAD39	10	25	6	1
1040	HAD40	37	47	5	0
1044	HAD44	4	4	0	0
1045	HAD45	25	35	14	0
1046	HAD46	8	14	4	0
1101	JEF1	39	11	10	1
1102	JEF2,40	19	9	1	0
1103	JEF3	57	42	13	0
1104	JEF4	32	12	5	0
1105	JEF5,7,41	31	38	14	0
1106	JEF6,21	22	25	9	0
1108	JEF8	89	58	28	0
1109	JEF9,12	52	36	10	2
1110	JEF10,46	128	59	21	3
1111	JEF11	24	50	5	1
1113	JEF13,20,49	87	57	5	0
1114	JEF14,19,48	168	108	20	0
1115	JEF15	50	35	9	0
1116	JEF16	48	19	7	1

1117	JEF17,23,47	86	46	6	1
1118	JEF18,24	198	94	12	1
1122	JEF22,25,26	98	37	14	0
1127	JEF27,28	126	40	9	0
1129	JEF29,38	47	46	8	0
1130	JEF30,42	124	55	12	1
1131	JEF31,44,45	180	120	12	0
1132	JEF32,33	150	65	33	1
1134	JEF34	96	66	29	0
1135	JEF35	9	0	0	0
1136	JEF36	32	10	3	0
1137	JEF37,39	135	80	31	1
1143	JEF43	84	40	12	0
1410	LEM10	16	50	15	1
1411	LEM11,14,20,43	22	45	16	1
1419	LEM19	1	2	0	0
1426	LEM26	5	9	3	0
1427	LEM27	5	5	3	0
1428	LEM28	4	7	6	0
1801	MR1,11,13	57	60	23	0
1806	MR6,38	83	57	22	0
1809	MR9	6	4	2	0
1819	MR19,20,21,22	124	100	55	0
1834	MR34	40	32	24	0
1837	MR37,49	81	72	27	3

=====

WE, THE BOARD OF ELECTION COMMISSIONERS OF ST. LOUIS COUNTY, MISSOURI, ACTING AS THE VERIFICATION BOARD PURSUANT TO 115.507,R.S.Mo 1978, HEREBY CERTIFY THE FOREGOING TO BE A TRUE AND CORRECT ABSTRACT OF VOTES CAST FOR THE CANDIDATES AND ISSUES AT THE GENERAL MUNICIPAL ELECTION HELD IN ST. LOUIS COUNTY, MISSOURI, ON APRIL 2, 2013. IN TESTIMONY WHEREOF, WE HAVE HEREUNTO SET OUR HAND AT OUR OFFICE IN MAPLEWOOD, ST. LOUIS COUNTY, MISSOURI, ON APRIL 16, 2013.

Richard H. Kellett
 RICHARD H. KELLETT, CHAIRMAN

f. Pluemer
 ANN PLUEMER, COMMISSIONER

CITY OF BALLWIN
 RUN DATE:04/15/13 01:07 PM

GENERAL MUNICIPAL ELECTION
 ST. LOUIS COUNTY, MISSOURI
 TUESDAY, APRIL 2, 2013

OFFICIAL FINAL RESULTS

	TOTAL	PERCENT	03 = VOTER TURNOUT - TOTAL	TOTAL	PERCENT
01 = REGISTERED VOTERS - TOTAL	22,527				
02 = BALLOTS CAST - TOTAL	3,706				16.45
	01	02	03		
1204 LAF4,15	1280	190	14.84		
1205 LAF5,50	1391	209	15.03		
1209 LAF9,10,45	1446	269	18.60		
1213 LAF13	287	19	6.62		
1216 LAF16	557	72	12.93		
1217 LAF17	406	54	13.30		
1218 LAF18,20	1128	206	18.26		
1219 LAF19,22	638	47	7.37		
1221 LAF21	284	65	22.89		
1223 LAF23	437	92	21.05		
1224 LAF24,40	561	108	19.25		
1225 LAF25,36	408	89	21.81		
1227 LAF27	1320	204	15.45		
1234 LAF34	66	11	16.67		
1235 LAF35	217	36	16.59		
1238 LAF38	1042	147	14.11		
1239 LAF39,44,49,54	1717	352	20.50		
1243 LAF43	225	64	28.44		
1512 MER12,33	1236	268	21.68		
1527 MER27	432	60	13.89		
1534 MER34 WH45	1719	283	16.46		
1536 MER36	763	133	17.43		
2806 WH6	403	56	13.90		
2815 WH15	606	75	12.38		
2824 WH24	549	58	10.56		
2829 WH29	247	29	11.74		
2833 WH33	351	26	7.41		
2834 WH34	1660	347	20.90		
2843 WH43	439	53	12.07		
2844 WH44	63	5	7.94		
2846 WH46,50,51	649	79	12.17		

	VOTES	PERCENT
MAYOR BALLWIN		
(Vote for) 1		
01 = TIM POGUE	3,074	97.74
02 = INVALID WRITE-IN	71	2.26

	01	02
1204 LAF4,15	167	2
1205 LAF5,50	171	1
1209 LAF9,10,45	225	7
1213 LAF13	18	0
1216 LAF16	63	0
1217 LAF17	48	0
1218 LAF18,20	186	4
1219 LAF19,22	44	0
1221 LAF21	50	3
1223 LAF23	76	1
1224 LAF24,40	95	2
1225 LAF25,36	85	1
1227 LAF27	183	0
1234 LAF34	6	0
1235 LAF35	30	2
1238 LAF38	124	3
1239 LAF39,44,49,54	275	13
1243 LAF43	25	7
1512 MER12,33	216	5
1527 MER27	51	1
1534 MER34 WH45	239	7
1536 MER36	113	3
2806 WH6	47	0
2815 WH15	64	1
2824 WH24	45	1
2829 WH29	25	0
2833 WH33	21	0
2834 WH34	280	4
2843 WH43	39	2
2844 WH44	2	0
2846 WH46,50,51	61	1

	VOTES	PERCENT	VOTES	PERCENT
ALDERPERSON BALLWIN WARD 1				
(Vote for) 1				
01 = KAREN GLANZ	217	31.49		
02 = JAMES TERBROCK	471	68.36		
03 = INVALID WRITE-IN			1	.15

	01	02	03
1209 LAF9,10,45	76	170	0
1213 LAF13	9	7	0
1218 LAF18,20	55	137	0
1219 LAF19,22	22	21	0
1221 LAF21	10	51	0
2815 WH15	21	44	1
2846 WH46,50,51	24	41	0

ALDERPERSON BALLWIN WARD 2

(Vote for) 1
 01 = MARK HARDER 790 97.89
 02 = INVALID WRITE-IN 17 2.11

	01	02
1223 LAF23	75	0
1238 LAF38	114	3
1239 LAF39,44,49,54	278	5
1243 LAF43	44	0
1534 MER34 WH45	236	8
2843 WH43	41	1
2844 WH44	2	0

ALDERPERSON BALLWIN WARD 3
 (Vote for) 1
 01 = JIM LEAHY 829 99.28
 02 = INVALID WRITE-IN 6 .72


	01	02
1204 LAF4,15	164	2
1205 LAF5,50	167	1
1216 LAF16	61	0
1217 LAF17	50	0
1224 LAF24,40	92	0
1225 LAF25,36	85	1
1227 LAF27	175	0
1234 LAF34	6	0
1235 LAF35	29	2

ALDERPERSON BALLWIN WARD 4
 (Vote for) 1
 01 = MICHAEL J. BOLAND 754 98.82
 02 = INVALID WRITE-IN 9 1.18

	01	02
1512 MER12,33	207	2
1527 MER27	45	0
1536 MER36	109	2
2806 WH6	42	0
2824 WH24	45	1
2829 WH29	24	0
2833 WH33	20	0
2834 WH34	262	4

WE, THE BOARD OF ELECTION COMMISSIONERS OF ST. LOUIS COUNTY, MISSOURI, ACTING AS THE VERIFICATION BOARD PURSUANT TO 115.507,R.S.Mo 1978, HEREBY CERTIFY THE FOREGOING TO BE A TRUE AND CORRECT ABSTRACT OF VOTES CAST FOR THE CANDIDATES AND ISSUES AT THE GENERAL MUNICIPAL ELECTION HELD IN ST. LOUIS COUNTY, MISSOURI, ON APRIL 2, 2013. IN TESTIMONY WHEREOF, WE HAVE HEREUNTO SET OUR HAND AT OUR OFFICE IN MAPLEWOOD, ST. LOUIS COUNTY, MISSOURI, ON APRIL 16, 2013.


 RICHARD H. KELLETT, CHAIRMAN


 ANN PLUEMER, COMMISSIONER

VILLAGE OF BEL-NOR
 RUN DATE:04/15/13 01:07 PM

GENERAL MUNICIPAL ELECTION
 ST. LOUIS COUNTY, MISSOURI
 TUESDAY, APRIL 2, 2013


OFFICIAL FINAL RESULTS

	TOTAL	PERCENT		TOTAL	PERCENT
01 = REGISTERED VOTERS - TOTAL	1,195		03 = VOTER TURNOUT - TOTAL		25.52
02 = BALLOTS CAST - TOTAL	305				
	01	02	03		
1915 NOR15	1195	305	25.52		

	VOTES	PERCENT		VOTES	PERCENT
TRUSTEE BEL-NOR (Vote for) 3					
01 = ROBERT (BOB) DIMMITT	204	29.87	03 = KEVIN E. BUCHEK	241	35.29
02 = ERIC REESE	226	33.09	04 = INVALID WRITE-IN	12	1.76
	01	02	03	04	
1915 NOR15	204	226	241	12	

WE, THE BOARD OF ELECTION COMMISSIONERS OF ST. LOUIS COUNTY, MISSOURI, ACTING AS THE VERIFICATION BOARD PURSUANT TO 115.507,R.S.Mo 1978, HEREBY CERTIFY THE FOREGOING TO BE A TRUE AND CORRECT ABSTRACT OF VOTES CAST FOR THE CANDIDATES AND ISSUES AT THE GENERAL MUNICIPAL ELECTION HELD IN ST. LOUIS COUNTY, MISSOURI, ON APRIL 2, 2013. IN TESTIMONY WHEREOF, WE HAVE HEREUNTO SET OUR HAND AT OUR OFFICE IN MAPLEWOOD, ST. LOUIS COUNTY, MISSOURI, ON APRIL 16, 2013.


 RICHARD H. KELLETT, CHAIRMAN


 ANN PLUEMER, COMMISSIONER

VILLAGE OF BEL-RIDGE
 RUN DATE:04/15/13 01:08 PM

GENERAL MUNICIPAL ELECTION
 ST. LOUIS COUNTY, MISSOURI
 TUESDAY, APRIL 2, 2013

OFFICIAL FINAL RESULTS

01 = REGISTERED VOTERS - TOTAL		TOTAL	PERCENT		03 = VOTER TURNOUT - TOTAL	TOTAL	PERCENT
02 = BALLOTS CAST - TOTAL		1,722					9.47
		163					
		-----	-----				
		01	02	03			
		-----	-----	-----			
0150 AP50 NOR21		1720	163	9.48			
1938 NOR38		2	0	.00			

		VOTES	PERCENT			VOTES	PERCENT	
TRUSTEE BEL-RIDGE								
(Vote for) 5								
01 = JOHN CRAWFORD		109	16.77					
02 = MALCOLM JOHNSON, SR.		96	14.77	05 = PATRICIA SNIDER		97	14.92	
03 = WILMA ABERNATHY		125	19.23	06 = JEROME ROBINSON		103	15.85	
04 = HENRY WATTS		115	17.69	07 = INVALID WRITE-IN		5	.77	
		-----	-----	-----	-----	-----	-----	
		01	02	03	04	05	06	07
		-----	-----	-----	-----	-----	-----	-----
0150 AP50 NOR21		109	96	125	115	97	103	5
1938 NOR38		0	0	0	0	0	0	0

		VOTES	PERCENT
BEL-RIDGE-PROPOSITION S			
LATERAL SEWER			
(Vote for) 1			
01 = YES		55	36.67
02 = NO		95	63.33
		-----	-----
		01	02
		-----	-----
0150 AP50 NOR21		55	95
1938 NOR38		0	0

WE, THE BOARD OF ELECTION COMMISSIONERS OF ST. LOUIS COUNTY, MISSOURI, ACTING AS THE VERIFICATION BOARD PURSUANT TO 115.507, R.S. MO 1978, HEREBY CERTIFY THE FOREGOING TO BE A TRUE AND CORRECT ABSTRACT OF VOTES CAST FOR THE CANDIDATES AND ISSUES AT THE GENERAL MUNICIPAL ELECTION HELD IN ST. LOUIS COUNTY, MISSOURI, ON APRIL 2, 2013. IN TESTIMONY WHEREOF, WE HAVE HEREUNTO SET OUR HAND AT OUR OFFICE IN MAPLEWOOD, ST. LOUIS COUNTY, MISSOURI, ON APRIL 16, 2013.

Richard H. Kellett
 RICHARD H. KELLETT, CHAIRMAN

Ann Pluemer
 ANN PLUEMER, COMMISSIONER

CITY OF BELLA VILLA
RUN DATE:04/15/13 01:09 PM

GENERAL MUNICIPAL ELECTION
ST. LOUIS COUNTY, MISSOURI
TUESDAY, APRIL 2, 2013

OFFICIAL FINAL RESULTS

	TOTAL	PERCENT		TOTAL	PERCENT
01 = REGISTERED VOTERS - TOTAL	478		03 = VOTER TURNOUT - TOTAL		14.23
02 = BALLOTS CAST - TOTAL	68				
	01	02	03		
1425 LEM25	88	15	17.05		
1426 LEM26	138	19	13.77		
1427 LEM27	118	14	11.86		
1428 LEM28	134	20	14.93		

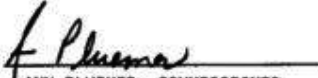
	VOTES	PERCENT
ALDERPERSON BELLA VILLA WARD 1 (Vote for) 1		
01 = JOHN FRANKLIN	31	100.00
02 = INVALID WRITE-IN	0	
	01	02
1425 LEM25	13	0
1426 LEM26	18	0

	VOTES	PERCENT
ALDERPERSON BELLA VILLA WARD 2 (Vote for) 1		
01 = STEVE L. GREY	12	100.00
02 = INVALID WRITE-IN	0	
	01	02
1427 LEM27	12	0

	VOTES	PERCENT
ALDERPERSON BELLA VILLA WARD 3 (Vote for) 1		
01 = MARY KAREN SIKORSKI	19	100.00
02 = INVALID WRITE-IN	0	
	01	02
1428 LEM28	19	0

WE, THE BOARD OF ELECTION COMMISSIONERS OF ST. LOUIS COUNTY, MISSOURI, ACTING AS THE VERIFICATION BOARD PURSUANT TO 115.507,R.S.Mo 1978, HEREBY CERTIFY THE FOREGOING TO BE A TRUE AND CORRECT ABSTRACT OF VOTES CAST FOR THE CANDIDATES AND ISSUES AT THE GENERAL MUNICIPAL ELECTION HELD IN ST. LOUIS COUNTY, MISSOURI, ON APRIL 2, 2013. IN TESTIMONY WHEREOF, WE HAVE HEREUNTO SET OUR HAND AT OUR OFFICE IN MAPLEWOOD, ST. LOUIS COUNTY, MISSOURI, ON APRIL 16, 2013.


RICHARD H. KELLETT, CHAIRMAN


ANN PLUEMER, COMMISSIONER

VILLAGE OF BELLERIVE ACRES
RUN DATE:04/15/13 01:10 PM

GENERAL MUNICIPAL ELECTION
ST. LOUIS COUNTY, MISSOURI
TUESDAY, APRIL 2, 2013

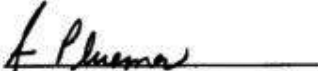
OFFICIAL FINAL RESULTS

	TOTAL	PERCENT		TOTAL	PERCENT
01 = REGISTERED VOTERS - TOTAL	175			03 = VOTER TURNOUT - TOTAL	31.43
02 = BALLOTS CAST - TOTAL	55				
	01	02	03		
1914 NOR14	175	55	31.43		

	VOTES	PERCENT		VOTES	PERCENT
TRUSTEE BELLERIVE ACRES (Vote for) 2					
01 = ANN KNAPP	44	50.00			
02 = TOM KIELY	41	46.59	03 = INVALID WRITE-IN	3	3.41
	01	02	03		
1914 NOR14	44	41	3		

WE, THE BOARD OF ELECTION COMMISSIONERS OF ST. LOUIS COUNTY, MISSOURI, ACTING AS THE VERIFICATION BOARD PURSUANT TO 115.507, R.S. MO 1978, HEREBY CERTIFY THE FOREGOING TO BE A TRUE AND CORRECT ABSTRACT OF VOTES CAST FOR THE CANDIDATES AND ISSUES AT THE GENERAL MUNICIPAL ELECTION HELD IN ST. LOUIS COUNTY, MISSOURI, ON APRIL 2, 2013. IN TESTIMONY WHEREOF, WE HAVE HEREUNTO SET OUR HAND AT OUR OFFICE IN MAPLEWOOD, ST. LOUIS COUNTY, MISSOURI, ON APRIL 16, 2013.


RICHARD H. KELLETT, CHAIRMAN


ANN PLUEMER, COMMISSIONER

CITY OF BERKELEY
 RUN DATE:04/15/13 01:10 PM

GENERAL MUNICIPAL ELECTION
 ST. LOUIS COUNTY, MISSOURI
 TUESDAY, APRIL 2, 2013

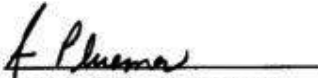
OFFICIAL FINAL RESULTS

	TOTAL PERCENT			TOTAL PERCENT	
01 = REGISTERED VOTERS - TOTAL	6,114			03 = VOTER TURNOUT - TOTAL	5.69
02 = BALLOTS CAST - TOTAL	348				
	01	02	03		
0110 AP10,36	1305	82	6.28		
0127 AP27,54 NRW2	1400	61	4.36		
0138 AP38 NRW3,4	1916	141	7.36		
2005 NRW5,6	1379	55	3.99		
2029 NRW29	114	9	7.89		

	VOTES		PERCENT	
BERKELEY-PROPOSITION A				
BONDS-CAPITAL IMPROV (57.15% NEEDED)				
(Vote for) 1				
01 = YES	230		67.65	
02 = NO	110		32.35	
	01	02		
0110 AP10,36	60	21		
0127 AP27,54 NRW2	41	20		
0138 AP38 NRW3,4	89	47		
2005 NRW5,6	34	20		
2029 NRW29	6	2		

WE, THE BOARD OF ELECTION COMMISSIONERS OF ST. LOUIS COUNTY, MISSOURI, ACTING AS THE VERIFICATION BOARD PURSUANT TO 115.507,R.S.Mo 1978, HEREBY CERTIFY THE FOREGOING TO BE A TRUE AND CORRECT ABSTRACT OF VOTES CAST FOR THE CANDIDATES AND ISSUES AT THE GENERAL MUNICIPAL ELECTION HELD IN ST. LOUIS COUNTY, MISSOURI, ON APRIL 2, 2013. IN TESTIMONY WHEREOF, WE HAVE HEREUNTO SET OUR HAND AT OUR OFFICE IN MAPLEWOOD, ST. LOUIS COUNTY, MISSOURI, ON APRIL 16, 2013.


 RICHARD H. KELLETT, CHAIRMAN


 ANN PLUEMER, COMMISSIONER

CITY OF BEVERLY HILLS
RUN DATE:04/15/13 01:10 PM

GENERAL MUNICIPAL ELECTION
ST. LOUIS COUNTY, MISSOURI
TUESDAY, APRIL 2, 2013

OFFICIAL FINAL RESULTS

	TOTAL	PERCENT		TOTAL	PERCENT
01 = REGISTERED VOTERS - TOTAL	434		03 = VOTER TURNOUT - TOTAL		33.18
02 = BALLOTS CAST - TOTAL	144				
	01	02	03		
1922 NOR22	229	73	31.88		
1933 NOR33	205	71	34.63		

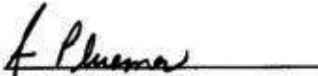
	VOTES	PERCENT		VOTES	PERCENT
MAYOR BEVERLY HILLS (Vote for) 1					
01 = MYRTLE SPANN	75	52.08	03 = INVALID WRITE-IN	0	
02 = SHARON COLLINS	69	47.92			
	01	02	03		
1922 NOR22	34	39	0		
1933 NOR33	41	30	0		

	VOTES	PERCENT		VOTES	PERCENT
ALDERPERSON BEVERLY HILLS WARD 1 (Vote for) 1					
01 = MARY PATTERSON	60	98.36			
02 = INVALID WRITE-IN	1	1.64			
	01	02			
1933 NOR33	60	1			

	VOTES	PERCENT		VOTES	PERCENT
ALDERPERSON BEVERLY HILLS WARD 2 (Vote for) 1					
01 = ROBERTA OUSLEY	65	100.00			
02 = INVALID WRITE-IN	0				
	01	02			
1922 NOR22	65	0			

WE, THE BOARD OF ELECTION COMMISSIONERS OF ST. LOUIS COUNTY, MISSOURI, ACTING AS THE VERIFICATION BOARD PURSUANT TO 115.507, R.S. MO 1978, HEREBY CERTIFY THE FOREGOING TO BE A TRUE AND CORRECT ABSTRACT OF VOTES CAST FOR THE CANDIDATES AND ISSUES AT THE GENERAL MUNICIPAL ELECTION HELD IN ST. LOUIS COUNTY, MISSOURI, ON APRIL 2, 2013. IN TESTIMONY WHEREOF, WE HAVE HEREUNTO SET OUR HAND AT OUR OFFICE IN MAPLEWOOD, ST. LOUIS COUNTY, MISSOURI, ON APRIL 16, 2013.


RICHARD H. KELLETT, CHAIRMAN


ANN PLUEMER, COMMISSIONER

CITY OF BLACK JACK
 RUN DATE:04/15/13 01:11 PM

GENERAL MUNICIPAL ELECTION
 ST. LOUIS COUNTY, MISSOURI
 TUESDAY, APRIL 2, 2013

OFFICIAL FINAL RESULTS

	TOTAL	PERCENT		TOTAL	PERCENT
01 = REGISTERED VOTERS - TOTAL	4,973		03 = VOTER TURNOUT - TOTAL	540	10.86
02 = BALLOTS CAST - TOTAL	540				
	01	02	03		
0717 FER17	454	22	4.85		
0718 FER18	255	31	12.16		
0719 FER19	1324	123	9.29		
2515 SPL15	1249	210	16.81		
2521 SPL21	615	71	11.54		
2522 SPL22	1076	83	7.71		

	VOTES	PERCENT		VOTES	PERCENT
TREASURER BLACK JACK					
(Vote for) 1					
01 = JOHN E. WALKER	180	36.81	03 = INVALID WRITE-IN	2	.41
02 = RANDY L. LITTLEJOHN	307	62.78			
	01	02	03		
0717 FER17	10	11	0		
0718 FER18	14	14	0		
0719 FER19	36	84	0		
2515 SPL15	55	138	2		
2521 SPL21	39	15	0		
2522 SPL22	26	45	0		

	VOTES	PERCENT		VOTES	PERCENT
COUNCIL MEMBER BLACK JACK WARD 1					
(Vote for) 1					
01 = RICK STEIGERWALD	104	99.05			
02 = INVALID WRITE-IN	1	.95			
	01	02			
0719 FER19	104	1			

	VOTES	PERCENT		VOTES	PERCENT
COUNCIL MEMBER BLACK JACK WARD 2					
(Vote for) 1					
01 = ALBERT N. SCHROEDER	73	100.00			
02 = INVALID WRITE-IN	0				
	01	02			
0717 FER17	20	0			
2521 SPL21	53	0			

	VOTES	PERCENT		VOTES	PERCENT
COUNCIL MEMBER BLACK JACK WARD 3					
(Vote for) 1					
01 = ABDURAOEEB (AJ) WHITE	145	70.73	03 = INVALID WRITE-IN	2	.98
02 = LEO SIMMONS	58	28.29			
	01	02	03		
2515 SPL15	145	58	2		

	VOTES	PERCENT		VOTES	PERCENT
COUNCIL MEMBER BLACK JACK WARD 4					
(Vote for) 1					
01 = JOHN E. TAYLOR	91	98.91			
02 = INVALID WRITE-IN	1	1.09			
	01	02			
0718 FER18	22	1			
2522 SPL22	69	0			

WE, THE BOARD OF ELECTION COMMISSIONERS OF ST. LOUIS COUNTY, MISSOURI, ACTING AS THE VERIFICATION BOARD PURSUANT TO 115.507,R.S.Mo 1978, HEREBY CERTIFY THE FOREGOING TO BE A TRUE AND CORRECT ABSTRACT OF VOTES CAST FOR THE CANDIDATES AND ISSUES AT THE GENERAL MUNICIPAL ELECTION HELD IN ST. LOUIS COUNTY, MISSOURI, ON APRIL 2, 2013. IN TESTIMONY WHEREOF, WE HAVE HEREUNTO SET OUR HAND AT OUR OFFICE IN MAPLEWOOD, ST. LOUIS COUNTY, MISSOURI, ON APRIL 16, 2013.

Richard H. Kellett
 RICHARD H. KELLETT, CHAIRMAN

Ann Pluemmer
 ANN PLUEMER, COMMISSIONER

CITY OF BRECKENRIDGE HILLS
RUN DATE:04/15/13 01:11 PM

GENERAL MUNICIPAL ELECTION
ST. LOUIS COUNTY, MISSOURI
TUESDAY, APRIL 2, 2013

OFFICIAL FINAL RESULTS

01 = REGISTERED VOTERS - TOTAL	TOTAL	PERCENT	03 = VOTER TURNOUT - TOTAL	TOTAL	PERCENT
02 = BALLOTS CAST - TOTAL	2,431	258			10.61
	01	02	03		
0122 AP22 MID7	608	43	7.07		
1721 MID21 NOR60	528	34	6.44		
1722 MID22	654	128	19.57		
1747 MID47	641	53	8.27		

COUNCIL MEMBER BRECKENRIDGE HILLS WARD 1
(Vote for) 1
01 = TAMARA A. JOHNSON 25 96.15
02 = INVALID WRITE-IN 1 3.85

	01	02
1721 MID21 NOR60	25	1

COUNCIL MEMBER BRECKENRIDGE HILLS WARD 2
(Vote for) 1
01 = HENRY L. HUEY 45 97.83
02 = INVALID WRITE-IN 1 2.17

	01	02
1747 MID47	45	1

COUNCIL MEMBER BRECKENRIDGE HILLS WARD 3
(Vote for) 1
01 = GEORGE BEEMAN 66 51.56
02 = ANITA M. MASON 62 48.44
03 = INVALID WRITE-IN 0

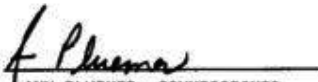
	01	02	03
1722 MID22	66	62	0

COUNCIL MEMBER BRECKENRIDGE HILLS WARD 4
(Vote for) 1
01 = JOHN K. WOODLAND, SR. 32 88.89
02 = INVALID WRITE-IN 4 11.11

	01	02
0122 AP22 MID7	32	4

WE, THE BOARD OF ELECTION COMMISSIONERS OF ST. LOUIS COUNTY, MISSOURI, ACTING AS THE VERIFICATION BOARD PURSUANT TO 115.507,R.S.Mo 1978, HEREBY CERTIFY THE FOREGOING TO BE A TRUE AND CORRECT ABSTRACT OF VOTES CAST FOR THE CANDIDATES AND ISSUES AT THE GENERAL MUNICIPAL ELECTION HELD IN ST. LOUIS COUNTY, MISSOURI, ON APRIL 2, 2013. IN TESTIMONY WHEREOF, WE HAVE HEREUNTO SET OUR HAND AT OUR OFFICE IN MAPLEWOOD, ST. LOUIS COUNTY, MISSOURI, ON APRIL 16, 2013.


RICHARD H. KELLETT, CHAIRMAN


ANN PLUEMER, COMMISSIONER

CITY OF BRIDGETON
 RUN DATE:04/15/13 01:12 PM

GENERAL MUNICIPAL ELECTION
 ST. LOUIS COUNTY, MISSOURI
 TUESDAY, APRIL 2, 2013

OFFICIAL FINAL RESULTS

	01 = REGISTERED VOTERS - TOTAL	02 = BALLOTS CAST - TOTAL	TOTAL 8,012 1,128	PERCENT	03 = VOTER TURNOUT - TOTAL	TOTAL 14.08	PERCENT
	01	02	03				
0112 AP12	501	56	11.18				
0117 AP17	1760	266	15.11				
0123 AP23	119	11	9.24				
0126 AP26 NW14	6	0	.00				
0129 AP29,35	361	16	4.43				
0142 AP42	6	0	.00				
0147 AP47	57	1	1.75				
2103 NW3,59	756	124	16.40				
2106 NW6,29	1	0	.00				
2111 NW11	569	94	16.52				
2112 NW12,58	767	126	16.43				
2117 NW17	1	0	.00				
2126 NW26	87	13	14.94				
2131 NW31,60,62	532	76	14.29				
2132 NW32,42	900	115	12.78				
2137 NW37	518	103	19.88				
2143 NW43	107	17	15.89				
2144 NW44	21	6	28.57				
2150 NW50	105	3	2.86				
2151 NW51	838	101	12.05				

MUNICIPAL JUDGE BRIDGETON
 (Vote for) 1
 01 = JOSEPH W. LARREW 934 99.05
 02 = INVALID WRITE-IN 9 .95

	01	02
0112 AP12	42	1
0117 AP17	216	2
0123 AP23	6	0
0126 AP26 NW14	0	0
0129 AP29,35	15	0
0142 AP42	0	0
0147 AP47	1	0
2103 NW3,59	109	1
2106 NW6,29	0	0
2111 NW11	82	1
2112 NW12,58	106	1
2117 NW17	0	0
2126 NW26	11	0
2131 NW31,60,62	62	2
2132 NW32,42	92	0
2137 NW37	82	1
2143 NW43	15	0
2144 NW44	6	0
2150 NW50	2	0
2151 NW51	87	0

COUNCIL MEMBER BRIDGETON WARD 1
 (Vote for) 1
 01 = ROBERT R. (BOB) SAETTELE 128 96.24
 02 = INVALID WRITE-IN 5 3.76

	01	02
0112 AP12	45	2
0123 AP23	7	0
0126 AP26 NW14	0	0
0129 AP29,35	15	0
0147 AP47	1	0
2131 NW31,60,62	60	3

COUNCIL MEMBER BRIDGETON WARD 2
 (Vote for) 1
 01 = JERRY GRIMMER 195 99.49
 02 = INVALID WRITE-IN 1 .51

	01	02
2106 NW6,29	0	0
2132 NW32,42	92	0
2143 NW43	16	0
2151 NW51	87	1

COUNCIL MEMBER BRIDGETON WARD 3
 (Vote for) 1
 01 = FERD FETSCH 314 98.74
 02 = INVALID WRITE-IN 4 1.26

	01	02
2103 NW3,59	112	1
2111 NW11	86	2

2112 NW12,58	109	1
2117 NW17	0	0
2144 NW44	5	0
2150 NW50	2	0

=====

COUNCIL MEMBER BRIDGETON WARD 4
 (Vote for) 1
 01 = JONI NORRIS
 02 = INVALID WRITE-IN

VOTES PERCENT

305 97.44
 8 2.56

 01 02

0117 AP17	225	3
0142 AP42	0	0
2126 NW26	11	0
2137 NW37	69	5

=====

WE, THE BOARD OF ELECTION COMMISSIONERS OF ST. LOUIS COUNTY, MISSOURI, ACTING AS THE VERIFICATION BOARD PURSUANT TO 115.507, R.S. Mo 1978, HEREBY CERTIFY THE FOREGOING TO BE A TRUE AND CORRECT ABSTRACT OF VOTES CAST FOR THE CANDIDATES AND ISSUES AT THE GENERAL MUNICIPAL ELECTION HELD IN ST. LOUIS COUNTY, MISSOURI, ON APRIL 2, 2013. IN TESTIMONY WHEREOF, WE HAVE HEREUNTO SET OUR HAND AT OUR OFFICE IN MAPLEWOOD, ST. LOUIS COUNTY, MISSOURI, ON APRIL 16, 2013.


 RICHARD H. KELLETT, CHAIRMAN


 ANN PLUEMER, COMMISSIONER

VILLAGE OF CALVERTON PARK
 RUN DATE:04/15/13 01:12 PM

GENERAL MUNICIPAL ELECTION
 ST. LOUIS COUNTY, MISSOURI
 TUESDAY, APRIL 2, 2013

OFFICIAL FINAL RESULTS

01 = REGISTERED VOTERS - TOTAL	TOTAL	PERCENT	03 = VOTER TURNOUT - TOTAL	TOTAL	PERCENT
02 = BALLOTS CAST - TOTAL	846				15.13
	128				

	01	02	03		

0713 FER13,23	846	.128	15.13		

TRUSTEE CALVERTON PARK (Vote for) 3	VOTES	PERCENT		VOTES	PERCENT
01 = MICHAEL POROPAT	93	27.93			
02 = DAVE ROBBINS	98	29.43		04 = SEAN TIMOTHY GIBBONS	60 18.02
03 = MANUEL L. MEDEIROS	82	24.62		05 = INVALID WRITE-IN	0

	01	02	03	04	05

0713 FER13,23	93	98	82	60	0

WE, THE BOARD OF ELECTION COMMISSIONERS OF ST. LOUIS COUNTY, MISSOURI, ACTING AS THE VERIFICATION BOARD PURSUANT TO 115.507,R.S.Mo 1978, HEREBY CERTIFY THE FOREGOING TO BE A TRUE AND CORRECT ABSTRACT OF VOTES CAST FOR THE CANDIDATES AND ISSUES AT THE GENERAL MUNICIPAL ELECTION HELD IN ST. LOUIS COUNTY, MISSOURI, ON APRIL 2, 2013. IN TESTIMONY WHEREOF, WE HAVE HEREUNTO SET OUR HAND AT OUR OFFICE IN MAPLEWOOD, ST. LOUIS COUNTY, MISSOURI, ON APRIL 16, 2013.

Richard H. Kellett
 RICHARD H. KELLETT, CHAIRMAN

f. Pluemer
 ANN PLUEMER, COMMISSIONER

VILLAGE OF CHAMP
 RUN DATE:04/15/13 01:12 PM

GENERAL MUNICIPAL ELECTION
 ST. LOUIS COUNTY, MISSOURI
 TUESDAY, APRIL 2, 2013

OFFICIAL FINAL RESULTS

	TOTAL	PERCENT		TOTAL	PERCENT
01 = REGISTERED VOTERS - TOTAL	9		03 = VOTER TURNOUT - TOTAL	6	66.67
02 = BALLOTS CAST - TOTAL	6				
	01	02	03		
2121 NW21	9	6	66.67		

	VOTES	PERCENT		VOTES	PERCENT	
TRUSTEE CHAMP (Vote for) 5						
01 = BARBARA MILLER	5	20.00	04 = ANGELA COKE	5	20.00	
02 = NORM BEAN	5	20.00	05 = MYCHAEL HAYWOOD	5	20.00	
03 = VERA BEAN	5	20.00	06 = INVALID WRITE-IN	0		
	01	02	03	04	05	06
2121 NW21	5	5	5	5	5	0

WE, THE BOARD OF ELECTION COMMISSIONERS OF ST. LOUIS COUNTY, MISSOURI, ACTING AS THE VERIFICATION BOARD PURSUANT TO 115.507, R.S. MO 1978, HEREBY CERTIFY THE FOREGOING TO BE A TRUE AND CORRECT ABSTRACT OF VOTES CAST FOR THE CANDIDATES AND ISSUES AT THE GENERAL MUNICIPAL ELECTION HELD IN ST. LOUIS COUNTY, MISSOURI, ON APRIL 2, 2013. IN TESTIMONY WHEREOF, WE HAVE HEREUNTO SET OUR HAND AT OUR OFFICE IN MAPLEWOOD, ST. LOUIS COUNTY, MISSOURI, ON APRIL 16, 2013.

Richard H. Kellett
 RICHARD H. KELLETT, CHAIRMAN

f. Pluemer
 ANN PLUEMER, COMMISSIONER

CITY OF CHARLACK
 RUN DATE:04/15/13 01:13 PM

GENERAL MUNICIPAL ELECTION
 ST. LOUIS COUNTY, MISSOURI
 TUESDAY, APRIL 2, 2013

OFFICIAL FINAL RESULTS

	TOTAL PERCENT			TOTAL PERCENT	
01 = REGISTERED VOTERS - TOTAL	808			03 = VOTER TURNOUT - TOTAL	27.48
02 = BALLOTS CAST - TOTAL	222				
	01	02	03		
1925 NOR25,43	439	142	32.35		
1932 NOR32,59	244	77	31.56		
1961 NOR61	125	3	2.40		

	VOTES PERCENT			VOTES PERCENT	
MAYOR CHARLACK (Vote for) 1	117			03 = INVALID WRITE-IN	0
01 = FRANK MATTINGLY	101				
02 = DAVID C. ILLICK					
	01	02	03		
1925 NOR25,43	81	58	0		
1932 NOR32,59	35	41	0		
1961 NOR61	1	2	0		

	VOTES PERCENT			VOTES PERCENT	
ALDERPERSON CHARLACK WARD 1 (Vote for) 1	40			03 = INVALID WRITE-IN	0
01 = ANDRE MORICE	37				
02 = ROBERT J. TERRY					
	01	02	03		
1932 NOR32,59	39	35	0		
1961 NOR61	1	2	0		

	VOTES PERCENT	
ALDERPERSON CHARLACK WARD 2 (Vote for) 1	107	84.92
01 = MARK CHAMBERLAIN	19	15.08
02 = GENE SPEED (18) W/I VOTE OF		
	01	02
1925 NOR25,43	107	19

WE, THE BOARD OF ELECTION COMMISSIONERS OF ST. LOUIS COUNTY, MISSOURI, ACTING AS THE VERIFICATION BOARD PURSUANT TO 115.507, R.S. MO 1978, HEREBY CERTIFY THE FOREGOING TO BE A TRUE AND CORRECT ABSTRACT OF VOTES CAST FOR THE CANDIDATES AND ISSUES AT THE GENERAL MUNICIPAL ELECTION HELD IN ST. LOUIS COUNTY, MISSOURI, ON APRIL 2, 2013. IN TESTIMONY WHEREOF, WE HAVE HEREUNTO SET OUR HAND AT OUR OFFICE IN MAPLEWOOD, ST. LOUIS COUNTY, MISSOURI, ON APRIL 16, 2013.

Richard H. Kellett
 RICHARD H. KELLETT, CHAIRMAN

f. Pluemer
 ANN PLUEMER, COMMISSIONER

CITY OF CHESTERFIELD
 RUN DATE:04/15/13 01:13 PM

GENERAL MUNICIPAL ELECTION
 ST. LOUIS COUNTY, MISSOURI
 TUESDAY, APRIL 2, 2013

OFFICIAL FINAL RESULTS

	TOTAL	PERCENT	03 = VOTER TURNOUT - TOTAL	TOTAL	PERCENT
01 = REGISTERED VOTERS - TOTAL	36,024				23.21
02 = BALLOTS CAST - TOTAL	8,361				
	01	02	03		
0402 CHE2	333	59	17.72		
0408 CHE8,33	1642	415	25.27		
0410 CHE10	751	224	29.83		
0412 CHE12	442	88	19.91		
0414 CHE14,36	215	48	22.33		
0415 CHE15,16	1826	441	24.15		
0418 CHE18	842	278	33.02		
0419 CHE19 MR64	987	204	20.67		
0422 CHE22,45 LAF12	1845	312	16.91		
0430 CHE30	693	118	17.03		
0431 CHE31	3	0	.00		
0432 CHE32 LAF26	214	42	19.63		
0437 CHE37	900	204	22.67		
0441 CHE41	738	124	16.80		
0442 CHE42,48,58 MR10	1311	350	26.70		
0444 CHE44 LAF1,30	1767	385	21.79		
0452 CHE52	9	2	22.22		
1206 LAF6,51,52	1160	162	13.97		
1208 LAF8,53	875	190	21.71		
1211 LAF11	600	63	10.50		
1214 LAF14	738	139	18.83		
1228 LAF28	906	210	23.18		
1229 LAF29	1031	269	26.09		
1231 LAF31	898	207	23.05		
1232 LAF32	940	242	25.74		
1233 LAF33	1061	229	21.58		
1237 LAF37	200	43	21.50		
1241 LAF41	1170	321	27.44		
1242 LAF42	469	120	25.59		
1601 MHT1,4	1183	269	22.74		
1602 MHT2,5,7,26,65,66	2178	561	25.76		
1603 MHT3,24 MR65	1471	386	26.24		
1619 MHT19,27,64	1685	429	25.46		
1639 MHT39 MR52	461	118	25.60		
1816 MR16,17	975	323	33.13		
1818 MR18,68,69,72	2043	431	21.10		
1823 MR23,53,73	911	221	24.26		
1855 MR55	252	76	30.16		
1874 MR74	299	58	19.40		

MAYOR CHESTERFIELD	VOTES	PERCENT	VOTES	PERCENT
(Vote for) 1				
01 = MATT SEGAL	3,896	47.85		
02 = BOB NATION	4,232	51.98	03 = INVALID WRITE-IN	14 .17

	01	02	03		
0402 CHE2	28	28	0		
0408 CHE8,33	178	218	2		
0410 CHE10	96	121	0		
0412 CHE12	55	31	0		
0414 CHE14,36	27	19	0		
0415 CHE15,16	200	237	1		
0418 CHE18	178	85	0		
0419 CHE19 MR64	122	77	0		
0422 CHE22,45 LAF12	179	122	1		
0430 CHE30	54	59	0		
0431 CHE31	0	0	0		
0432 CHE32 LAF26	14	28	0		
0437 CHE37	76	119	0		
0441 CHE41	52	66	0		
0442 CHE42,48,58 MR10	174	171	0		
0444 CHE44 LAF1,30	194	184	2		
0452 CHE52	1	1	0		
1206 LAF6,51,52	76	80	3		
1208 LAF8,53	80	102	0		
1211 LAF11	35	26	0		
1214 LAF14	47	87	0		
1228 LAF28	68	134	0		
1229 LAF29	90	172	0		
1231 LAF31	99	103	0		
1232 LAF32	114	117	1		
1233 LAF33	68	154	0		
1237 LAF37	15	24	0		
1241 LAF41	113	201	0		
1242 LAF42	59	57	0		
1601 MHT1,4	126	137	0		
1602 MHT2,5,7,26,65,66	300	251	0		
1603 MHT3,24 MR65	205	177	0		
1619 MHT19,27,64	177	241	3		
1639 MHT39 MR52	60	56	0		
1816 MR16,17	129	186	0		
1818 MR18,68,69,72	202	224	1		
1823 MR23,53,73	132	86	0		
1855 MR55	43	27	0		
1874 MR74	30	24	0		

COUNCIL MEMBER CHESTERFIELD WARD 1	VOTES	PERCENT	VOTES	PERCENT
(Vote for) 1				
01 = ADELAIDA PETERSON	63	2.84	03 = MELISSA HEBERLE	617 27.82

02 = NANCY GREENWOOD

1,535 69.21

04 = INVALID WRITE-IN

3 .14

	01	02	03	04
0442 CHE42,48,58 MR10	12	272	39	0
1601 MHT1,4	9	182	61	0
1602 MHT2,5,7,26,65,66	18	332	180	1
1603 MHT3,24 MR65	9	260	96	0
1619 MHT19,27,64	7	231	180	2
1639 MHT39 MR52	4	79	29	0
1823 MR23,53,73	4	179	32	0

VOTES PERCENT

COUNCIL MEMBER CHESTERFIELD WARD 2

(Vote for) 1

01 = DEREK GRIER

02 = INVALID WRITE-IN

1,475 99.06
14 .94

	01	02
0412 CHE12	78	0
0419 CHE19 MR64	160	0
0422 CHE22,45 LAF12	234	2
0430 CHE30	94	2
0444 CHE44 LAF1,30	312	4
1231 LAF31	159	3
1818 MR18,68,69,72	341	3
1855 MR55	52	0
1874 MR74	45	0

VOTES PERCENT

COUNCIL MEMBER CHESTERFIELD WARD 3

(Vote for) 1

01 = DAN HURT

02 = DAVID SODEMANN, SR.

1,321 67.40
134 6.84

03 = RANDY LOGAN
04 = INVALID WRITE-IN

VOTES PERCENT

501 25.56
4 .20

	01	02	03	04
0414 CHE14,36	33	1	11	0
0431 CHE31	0	0	0	0
0432 CHE32 LAF26	33	3	5	0
1206 LAF6,51,52	110	12	26	2
1208 LAF8,53	116	6	57	0
1211 LAF11	40	5	16	0
1214 LAF14	85	17	29	0
1228 LAF28	136	28	32	0
1229 LAF29	183	15	63	0
1232 LAF32	153	14	55	0
1233 LAF33	162	15	44	0
1237 LAF37	27	1	7	1
1242 LAF42	57	8	39	1
1816 MR16,17	186	9	117	0

VOTES PERCENT

COUNCIL MEMBER CHESTERFIELD WARD 4

(Vote for) 1

01 = BRUCE DEGROOT

02 = PARI SHETH

1,055 59.47
185 10.43

03 = RICH KASTEL
04 = INVALID WRITE-IN

VOTES PERCENT

531 29.93
3 .17

	01	02	03	04
0402 CHE2	37	8	9	0
0408 CHE8,33	215	31	99	2
0410 CHE10	61	10	136	0
0415 CHE15,16	239	51	89	1
0418 CHE18	225	16	26	0
0437 CHE37	72	11	56	0
0441 CHE41	52	23	31	0
0452 CHE52	1	1	0	0
1241 LAF41	153	34	85	0

WE, THE BOARD OF ELECTION COMMISSIONERS OF ST. LOUIS COUNTY, MISSOURI, ACTING AS THE VERIFICATION BOARD PURSUANT TO 115.507,R.S.Mo 1978, HEREBY CERTIFY THE FOREGOING TO BE A TRUE AND CORRECT ABSTRACT OF VOTES CAST FOR THE CANDIDATES AND ISSUES AT THE GENERAL MUNICIPAL ELECTION HELD IN ST. LOUIS COUNTY, MISSOURI, ON APRIL 2, 2013. IN TESTIMONY WHEREOF, WE HAVE HEREUNTO SET OUR HAND AT OUR OFFICE IN MAPLEWOOD, ST. LOUIS COUNTY, MISSOURI, ON APRIL 16, 2013.

Richard H. Kellett
RICHARD H. KELLETT, CHAIRMAN

Ann Pluemer
ANN PLUEMER, COMMISSIONER

CITY OF CLARKSON VALLEY
RUN DATE:04/15/13 02:46 PM

GENERAL MUNICIPAL ELECTION
ST. LOUIS COUNTY, MISSOURI
TUESDAY, APRIL 2, 2013

OFFICIAL FINAL RESULTS

01 = REGISTERED VOTERS - TOTAL	TOTAL	PERCENT	03 = VOTER TURNOUT - TOTAL	TOTAL	PERCENT
02 = BALLOTS CAST - TOTAL	2,162				18.04
	390				
	01	02	03		
0403 CHE3	466	79	16.95		
0404 CHE4	746	137	18.36		
0409 CHE9	720	123	17.08		
0411 CHE11	230	51	22.17		

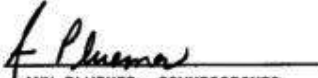
ALDERPERSON CLARKSON VALLEY WARD 1	VOTES	PERCENT
(Vote for) 1		
01 = JAMES MEYER	115	99.14
02 = INVALID WRITE-IN	1	.86
	01	02
0404 CHE4	115	1

ALDERPERSON CLARKSON VALLEY WARD 2	VOTES	PERCENT
(Vote for) 1		
01 = HONORA SCHILLER	94	96.91
02 = INVALID WRITE-IN	3	3.09
	01	02
0409 CHE9	94	3

ALDERPERSON CLARKSON VALLEY WARD 3	VOTES	PERCENT
(Vote for) 1		
01 = F. SCOTT SCHULTZ	101	97.12
02 = INVALID WRITE-IN	3	2.88
	01	02
0403 CHE3	66	2
0411 CHE11	35	1

WE, THE BOARD OF ELECTION COMMISSIONERS OF ST. LOUIS COUNTY, MISSOURI, ACTING AS THE VERIFICATION BOARD PURSUANT TO 115.507, R.S. MO 1978, HEREBY CERTIFY THE FOREGOING TO BE A TRUE AND CORRECT ABSTRACT OF VOTES CAST FOR THE CANDIDATES AND ISSUES AT THE GENERAL MUNICIPAL ELECTION HELD IN ST. LOUIS COUNTY, MISSOURI, ON APRIL 2, 2013. IN TESTIMONY WHEREOF, WE HAVE HEREUNTO SET OUR HAND AT OUR OFFICE IN MAPLEWOOD, ST. LOUIS COUNTY, MISSOURI, ON APRIL 16, 2013.


RICHARD H. KELLETT, CHAIRMAN


ANN PLUEMER, COMMISSIONER

CITY OF CLAYTON
 RUN DATE:04/15/13 01:14 PM

GENERAL MUNICIPAL ELECTION
 ST. LOUIS COUNTY, MISSOURI
 TUESDAY, APRIL 2, 2013

OFFICIAL FINAL RESULTS

	TOTAL	PERCENT		TOTAL	PERCENT
01 = REGISTERED VOTERS - TOTAL	10,430		03 = VOTER TURNOUT - TOTAL		25.67
02 = BALLOTS CAST - TOTAL	2,677				
	01	02	03		
0502 CLA2,8,44,53	1526	481	31.52		
0503 CLA3,10,11	2156	734	34.04		
0504 CLA4	558	151	27.06		
0562 CLA62	61	15	24.59		
1001 HAD1,2,3	2214	586	26.47		
1004 HAD4,5,37	2067	190	9.19		
1014 HAD14,15,16	1848	520	28.14		

	VOTES		PERCENT		VOTES		PERCENT	
MAYOR CLAYTON (Vote for) 1								
01 = HAROLD J. SANGER	1,065		40.77		03 = ALEX BERGER, III	599		22.93
02 = MICHELLE HARRIS	944		36.14		04 = INVALID WRITE-IN	4		.15
	01	02	03	04				
0502 CLA2,8,44,53	158	152	164	0				
0503 CLA3,10,11	285	212	227	2				
0504 CLA4	89	32	29	0				
0562 CLA62	10	5	0	0				
1001 HAD1,2,3	217	264	100	0				
1004 HAD4,5,37	73	78	12	2				
1014 HAD14,15,16	233	201	67	0				

WE, THE BOARD OF ELECTION COMMISSIONERS OF ST. LOUIS COUNTY, MISSOURI, ACTING AS THE VERIFICATION BOARD PURSUANT TO 115.507,R.S.Mo 1978, HEREBY CERTIFY THE FOREGOING TO BE A TRUE AND CORRECT ABSTRACT OF VOTES CAST FOR THE CANDIDATES AND ISSUES AT THE GENERAL MUNICIPAL ELECTION HELD IN ST. LOUIS COUNTY, MISSOURI, ON APRIL 2, 2013. IN TESTIMONY WHEREOF, WE HAVE HEREUNTO SET OUR HAND AT OUR OFFICE IN MAPLEWOOD, ST. LOUIS COUNTY, MISSOURI, ON APRIL 16, 2013.

Richard H. Kellett
 RICHARD H. KELLETT, CHAIRMAN

Ann Pluemer
 ANN PLUEMER, COMMISSIONER

CITY OF COOL VALLEY
 RUN DATE:04/15/13 01:14 PM

GENERAL MUNICIPAL ELECTION
 ST. LOUIS COUNTY, MISSOURI
 TUESDAY, APRIL 2, 2013

OFFICIAL FINAL RESULTS

	TOTAL	PERCENT		TOTAL	PERCENT
01 = REGISTERED VOTERS - TOTAL	856		03 = VOTER TURNOUT - TOTAL		12.62
02 = BALLOTS CAST - TOTAL	108				
	01	02	03		
1904 NOR4	426	68	15.96		
1910 NOR10	430	40	9.30		
1947 NOR47	0	0			

	VOTES	PERCENT
ALDERPERSON COOL VALLEY WARD 1 (Vote for) 1		
01 = DON JOHNSON	36	97.30
02 = INVALID WRITE-IN	1	2.70
	01	02
1910 NOR10	36	1
1947 NOR47	0	0

	VOTES	PERCENT	VOTES	PERCENT
ALDERPERSON COOL VALLEY WARD 2 (Vote for) 1				
01 = AL ROBINSON	55	82.09		
02 = DONNA M. DAMERON	12	17.91	03 = INVALID WRITE-IN	0
	01	02	03	
1904 NOR4	55	12	0	

WE, THE BOARD OF ELECTION COMMISSIONERS OF ST. LOUIS COUNTY, MISSOURI, ACTING AS THE VERIFICATION BOARD PURSUANT TO 115.507, R.S. Mo 1978, HEREBY CERTIFY THE FOREGOING TO BE A TRUE AND CORRECT ABSTRACT OF VOTES CAST FOR THE CANDIDATES AND ISSUES AT THE GENERAL MUNICIPAL ELECTION HELD IN ST. LOUIS COUNTY, MISSOURI, ON APRIL 2, 2013. IN TESTIMONY WHEREOF, WE HAVE HEREUNTO SET OUR HAND AT OUR OFFICE IN MAPLEWOOD, ST. LOUIS COUNTY, MISSOURI, ON APRIL 16, 2013.

Richard H. Kellett
 RICHARD H. KELLETT, CHAIRMAN

f. Pluemer
 ANN PLUEMER, COMMISSIONER

VILLAGE OF COUNTRY LIFE ACRES

GENERAL MUNICIPAL ELECTION
ST. LOUIS COUNTY, MISSOURI
TUESDAY, APRIL 2, 2013

OFFICIAL FINAL RESULTS

RUN DATE:04/15/13 01:14 PM

01 = REGISTERED VOTERS - TOTAL
02 = BALLOTS CAST - TOTAL

TOTAL PERCENT
89 6

03 = VOTER TURNOUT - TOTAL

TOTAL PERCENT
6 6.74

01	02	03
89	6	6.74

0326 CC26

TRUSTEE COUNTRY LIFE ACRES
(Vote for) 3

01 = TIMOTHY D. CLARK
02 = REBECCA A. HOWARD

VOTES	PERCENT
6	33.33
6	33.33

03 = SUSAN C. HOLMES
04 = INVALID WRITE-IN

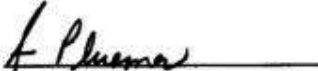
VOTES	PERCENT
6	33.33
0	

01	02	03	04
6	6	6	0

0326 CC26

WE, THE BOARD OF ELECTION COMMISSIONERS OF ST. LOUIS COUNTY, MISSOURI, ACTING AS THE VERIFICATION BOARD PURSUANT TO 115.507, R.S. MO 1978, HEREBY CERTIFY THE FOREGOING TO BE A TRUE AND CORRECT ABSTRACT OF VOTES CAST FOR THE CANDIDATES AND ISSUES AT THE GENERAL MUNICIPAL ELECTION HELD IN ST. LOUIS COUNTY, MISSOURI, ON APRIL 2, 2013. IN TESTIMONY WHEREOF, WE HAVE HEREUNTO SET OUR HAND AT OUR OFFICE IN MAPLEWOOD, ST. LOUIS COUNTY, MISSOURI, ON APRIL 16, 2013.


RICHARD H. KELLETT, CHAIRMAN


ANN PLUEMER, COMMISSIONER

CITY OF CRESTWOOD
 RUN DATE:04/17/13 01:29 PM

GENERAL MUNICIPAL ELECTION
 ST. LOUIS COUNTY, MISSOURI
 TUESDAY, APRIL 2, 2013

OFFICIAL FINAL RESULTS

	TOTAL	PERCENT	03 = VOTER TURNOUT - TOTAL	TOTAL	PERCENT
01 = REGISTERED VOTERS - TOTAL	9,441				
02 = BALLOTS CAST - TOTAL	2,216				23.47
	01	02	03		
0901 GRA1	135	40	29.63		
0904 GRA4,55	1539	340	22.09		
0905 GRA5,36	1566	417	26.63		
0906 GRA6	1127	146	12.95		
0913 GRA13	296	64	21.62		
0917 GRA17,61	1061	282	26.58		
0924 GRA24,32,48	981	169	17.23		
0927 GRA27	285	57	20.00		
0928 GRA28,29	988	285	28.85		
0947 GRA47,53	895	309	34.53		
0950 GRA50	440	90	20.45		
0952 GRA52	128	17	13.28		

ALDERPERSON CRESTWOOD WARD 1			VOTES	PERCENT		VOTES	PERCENT
(Vote for) 1							
01 = RICHARD P. BREEDING			270	96.77			
02 = INVALID WRITE-IN			9	3.23			
	01	02					
0906 GRA6	125	5					
0924 GRA24,32,48	132	3					
0952 GRA52	13	1					

ALDERPERSON CRESTWOOD WARD 2			VOTES	PERCENT		VOTES	PERCENT
(Vote for) 1							
01 = BILL SCHELINSKI			123	26.57			
02 = MARY K. STADTER			340	73.43	03 = INVALID WRITE-IN	0	
	01	02	03				
0904 GRA4,55	79	245	0				
0927 GRA27	16	39	0				
0950 GRA50	28	56	0				

ALDERPERSON CRESTWOOD WARD 3			VOTES	PERCENT		VOTES	PERCENT
(Vote for) 1							
01 = BILL BOSTON			344	53.25			
02 = GRANT MABIE			300	46.44	03 = INVALID WRITE-IN	2	.31
	01	02	03				
0901 GRA1	23	16	0				
0913 GRA13	37	24	0				
0917 GRA17,61	147	122	2				
0928 GRA28,29	137	138	0				

ALDERPERSON CRESTWOOD WARD 4			VOTES	PERCENT		VOTES	PERCENT
(Vote for) 1							
01 = TIMOTHY R. ANDERSON			262	36.69			
02 = MIKE TSICHLIS			269	37.68	04 = RICHARD RUTLEDGE	17	2.38
03 = CINDY MINOR			164	22.97	05 = INVALID WRITE-IN	2	.28
	01	02	03	04	05		
0905 GRA5,36	140	142	114	13	1		
0947 GRA47,53	122	127	50	4	1		

WE, THE BOARD OF ELECTION COMMISSIONERS OF ST. LOUIS COUNTY, MISSOURI, ACTING AS THE VERIFICATION BOARD PURSUANT TO 115.507,R.S.MO 1978, HEREBY CERTIFY THE FOREGOING TO BE A TRUE AND CORRECT ABSTRACT OF VOTES CAST FOR THE CANDIDATES AND ISSUES AT THE GENERAL MUNICIPAL ELECTION HELD IN ST. LOUIS COUNTY, MISSOURI, ON APRIL 2, 2013. IN TESTIMONY WHEREOF, WE HAVE HEREUNTO SET OUR HAND AT OUR OFFICE IN MAPLEWOOD, ST. LOUIS COUNTY, MISSOURI, ON APRIL 16, 2013.

Richard H. Kellett
 RICHARD H. KELLETT, CHAIRMAN

Ann Pluemmer
 ANN PLUEMER, COMMISSIONER

CITY OF CREVE COEUR
 RUN DATE:04/17/13 01:31 PM

GENERAL MUNICIPAL ELECTION
 ST. LOUIS COUNTY, MISSOURI
 TUESDAY, APRIL 2, 2013

OFFICIAL FINAL RESULTS

	TOTAL	PERCENT		TOTAL	PERCENT
01 = REGISTERED VOTERS - TOTAL	13,345		03 = VOTER TURNOUT - TOTAL	2,107	15.79
02 = BALLOTS CAST - TOTAL	2,107				
	01	02	03		
0301 CC1	1258	163	12.96		
0304 CC4,59	464	23	4.96		
0309 CC9	5	0	.00		
0310 CC10	238	37	15.55		
0311 CC11,16,28,68	1885	210	11.14		
0314 CC14,24,25,51	1866	324	17.36		
0323 CC23	1351	296	21.91		
0330 CC30	125	12	9.60		
0332 CC32,56	56	17	30.36		
0333 CC33,58,62	866	145	16.74		
0336 CC36,46	932	214	22.96		
0349 CC49	619	78	12.60		
0355 CC55	424	91	21.46		
0360 CC60	159	35	22.01		
0363 CC63	350	47	13.43		
1609 MHT9	1365	246	18.02		
1650 MHT50,52	931	115	12.35		
1651 MHT51	139	3	2.16		
1653 MHT53	129	28	21.71		
1655 MHT55	183	23	12.57		

	VOTES	PERCENT		VOTES	PERCENT
COUNCIL MEMBER CREVE COEUR WARD 1 (Vote for) 1					
01 = DAVID W. CALDWELL	201	29.96			
02 = CYNTHIA KRAMER	467	69.60	03 = INVALID WRITE-IN	3	.45
	01	02	03		
0323 CC23	79	209	2		
0330 CC30	4	6	0		
0332 CC32,56	1	16	0		
0333 CC33,58,62	39	103	1		
0336 CC36,46	78	133	0		

	VOTES	PERCENT		VOTES	PERCENT
COUNCIL MEMBER CREVE COEUR WARD 2 (Vote for) 1					
01 = ELLEN B. LAWRENCE	382	75.64			
02 = JAY STEINBACK	119	23.56	03 = INVALID WRITE-IN	4	.79
	01	02	03		
0304 CC4,59	8	8	0		
0314 CC14,24,25,51	219	76	4		
0355 CC55	73	16	0		
0360 CC60	25	5	0		
0363 CC63	36	9	0		
1653 MHT53	21	5	0		

	VOTES	PERCENT		VOTES	PERCENT
COUNCIL MEMBER CREVE COEUR WARD 3 (Vote for) 1					
01 = CHARLOTTE D'ALFONSO	314	96.91			
02 = INVALID WRITE-IN	10	3.09			
	01	02			
0309 CC9	0	0			
0310 CC10	31	0			
0311 CC11,16,28,68	181	5			
1650 MHT50,52	102	5			
1651 MHT51	0	0			

	VOTES	PERCENT		VOTES	PERCENT
COUNCIL MEMBER CREVE COEUR WARD 4 (Vote for) 1					
01 = SCOTT SAUNDERS	445	97.80			
02 = INVALID WRITE-IN	10	2.20			
	01	02			
0301 CC1	137	5			
0349 CC49	72	1			
1609 MHT9	221	2			
1655 MHT55	15	2			

WE, THE BOARD OF ELECTION COMMISSIONERS OF ST. LOUIS COUNTY, MISSOURI, ACTING AS THE VERIFICATION BOARD PURSUANT TO 115.507,R.S.Mo 1978, HEREBY CERTIFY THE FOREGOING TO BE A TRUE AND CORRECT ABSTRACT OF VOTES CAST FOR THE CANDIDATES AND ISSUES AT THE GENERAL MUNICIPAL ELECTION HELD IN ST. LOUIS COUNTY, MISSOURI, ON APRIL 2, 2013. IN TESTIMONY WHEREOF, WE HAVE HEREUNTO SET OUR HAND AT OUR OFFICE IN MAPLEWOOD, ST. LOUIS COUNTY, MISSOURI, ON APRIL 16, 2013.

Richard H. Kellett
RICHARD H. KELLETT, CHAIRMAN

f. Pluemer
ANN PLUEMER, COMMISSIONER

CITY OF CRYSTAL LAKE PARK
RUN DATE:04/15/13 01:16 PM

GENERAL MUNICIPAL ELECTION
ST. LOUIS COUNTY, MISSOURI
TUESDAY, APRIL 2, 2013

OFFICIAL FINAL RESULTS

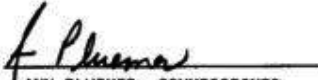
01 = REGISTERED VOTERS - TOTAL	TOTAL	PERCENT	03 = VOTER TURNOUT - TOTAL	TOTAL	PERCENT
02 = BALLOTS CAST - TOTAL	381				18.37
	70				
	01	02	03		
1840 MR40	180	30	16.67		
1842 MR42	201	40	19.90		

ALDERPERSON CRYSTAL LAKE PARK WARD 1	VOTES	PERCENT
(Vote for) 1		
01 = CHRISTOPHER E. SANDERS	25	100.00
02 = INVALID WRITE-IN	0	
	01	02
1840 MR40	25	0

ALDERPERSON CRYSTAL LAKE PARK WARD 2	VOTES	PERCENT
(Vote for) 1		
01 = DENNIS A. NAHNSEN	38	100.00
02 = INVALID WRITE-IN	0	
	01	02
1842 MR42	38	0

WE, THE BOARD OF ELECTION COMMISSIONERS OF ST. LOUIS COUNTY, MISSOURI, ACTING AS THE VERIFICATION BOARD PURSUANT TO 115.507,R.S.Mo 1978, HEREBY CERTIFY THE FOREGOING TO BE A TRUE AND CORRECT ABSTRACT OF VOTES CAST FOR THE CANDIDATES AND ISSUES AT THE GENERAL MUNICIPAL ELECTION HELD IN ST. LOUIS COUNTY, MISSOURI, ON APRIL 2, 2013. IN TESTIMONY WHEREOF, WE HAVE HEREUNTO SET OUR HAND AT OUR OFFICE IN MAPLEWOOD, ST. LOUIS COUNTY, MISSOURI, ON APRIL 16, 2013.


RICHARD H. KELLETT, CHAIRMAN


ANN PLUEMER, COMMISSIONER

CITY OF DELLWOOD
 RUN DATE:04/15/13 01:16 PM

GENERAL MUNICIPAL ELECTION
 ST. LOUIS COUNTY, MISSOURI
 TUESDAY, APRIL 2, 2013

OFFICIAL FINAL RESULTS

	01 = REGISTERED VOTERS - TOTAL	02 = BALLOTS CAST - TOTAL	TOTAL 3,453 802	PERCENT	03 = VOTER TURNOUT - TOTAL	TOTAL	PERCENT
	01	02	03				
0704 FER4	114	26	22.81				
0706 FER6,7	770	152	19.74				
0708 FER8	776	160	20.62				
0709 FER9,10	575	173	30.09				
0725 FER25	5	1	20.00				
0728 FER28,30	853	208	24.38				
0739 FER39	191	53	27.75				
0751 FER51	88	16	18.18				
0752 FER52	57	10	17.54				
0753 FER53	24	3	12.50				

	VOTES			PERCENT	VOTES			PERCENT
MAYOR DELLWOOD (Vote for) 1								
01 = JAMES LOVINGS	362			45.59				
02 = REGGIE JONES	429			54.03	03 = INVALID WRITE-IN	3	.38	
	01	02	03					
0704 FER4	3	23	0					
0706 FER6,7	46	103	0					
0708 FER8	52	108	0					
0709 FER9,10	109	63	0					
0725 FER25	0	1	0					
0728 FER28,30	123	80	2					
0739 FER39	15	37	0					
0751 FER51	7	9	0					
0752 FER52	7	2	1					
0753 FER53	0	3	0					

	VOTES			PERCENT	VOTES			PERCENT
COLLECTOR DELLWOOD (Vote for) 1								
01 = KARMANN GLADNEY	550			78.46				
02 = THERESE SCHROETER (144) W/I VOTES OF	151			21.54				
	01	02						
0704 FER4	24	0						
0706 FER6,7	129	7						
0708 FER8	128	16						
0709 FER9,10	92	59						
0725 FER25	1	0						
0728 FER28,30	116	59						
0739 FER39	43	1						
0751 FER51	9	4						
0752 FER52	5	5						
0753 FER53	3	0						

	VOTES			PERCENT	VOTES			PERCENT
ALDERPERSON DELLWOOD WARD 1 (Vote for) 1								
01 = LINDA CUNNINGHAM	132			54.77				
02 = DANIEL BELL	109			45.23	03 = INVALID WRITE-IN	0		
	01	02	03					
0709 FER9,10	75	98	0					
0739 FER39	49	3	0					
0751 FER51	8	8	0					

	VOTES			PERCENT	VOTES			PERCENT
ALDERPERSON DELLWOOD WARD 2 (Vote for) 1								
01 = DAWN TANKSLEY	102			46.58				
02 = FRED HAUNOLD	117			53.42	03 = INVALID WRITE-IN	0		
	01	02	03					
0728 FER28,30	95	111	0					
0752 FER52	4	6	0					
0753 FER53	3	0	0					

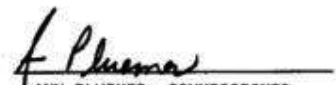
	VOTES			PERCENT	VOTES			PERCENT
ALDERPERSON DELLWOOD WARD 3 (Vote for) 1								
01 = RICHARD WILLIAMS	133			96.38				
02 = INVALID WRITE-IN	5			3.62				
	01	02						
0708 FER8	132	5						
0725 FER25	1	0						

	VOTES	PERCENT		VOTES	PERCENT
ALDERPERSON DELLWOOD WARD 4					
(Vote for) 1					
01 = KAREN E. BOBER	62	34.83			
02 = BERNICE LEMONDS	116	65.17	03 = INVALID WRITE-IN		0

	01	02	03		
	-----	-----	-----		
0704 FER4	8	18	0		
0706 FER6,7	54	98	0		
=====					

WE, THE BOARD OF ELECTION COMMISSIONERS OF ST. LOUIS COUNTY, MISSOURI, ACTING AS THE VERIFICATION BOARD PURSUANT TO 115.507, R.S. MO 1978, HEREBY CERTIFY THE FOREGOING TO BE A TRUE AND CORRECT ABSTRACT OF VOTES CAST FOR THE CANDIDATES AND ISSUES AT THE GENERAL MUNICIPAL ELECTION HELD IN ST. LOUIS COUNTY, MISSOURI, ON APRIL 2, 2013. IN TESTIMONY WHEREOF, WE HAVE HEREUNTO SET OUR HAND AT OUR OFFICE IN MAPLEWOOD, ST. LOUIS COUNTY, MISSOURI, ON APRIL 16, 2013.


 RICHARD H. KELLETT, CHAIRMAN


 ANN PLUEMER, COMMISSIONER

CITY OF DES PERES
RUN DATE:04/15/13 01:16 PM

GENERAL MUNICIPAL ELECTION
ST. LOUIS COUNTY, MISSOURI
TUESDAY, APRIL 2, 2013

OFFICIAL FINAL RESULTS

	TOTAL	PERCENT		TOTAL	PERCENT
01 = REGISTERED VOTERS - TOTAL	7,074		03 = VOTER TURNOUT - TOTAL	1,666	23.55
02 = BALLOTS CAST - TOTAL	1,666				
	01	02	03		
1801 MR1,11,13	878	200	22.78		
1805 MR5,28,32	969	235	24.25		
1806 MR6,38	918	203	22.11		
1808 MR8,12,15,24,41,47,62	1405	335	23.84		
1819 MR19,20,21,22	1692	383	22.64		
1833 MR33,54	508	76	14.96		
1837 MR37,49	704	234	33.24		

	VOTES	PERCENT		VOTES	PERCENT
MUNICIPAL JUDGE DES PERES (Vote for) 1			03 = DAVID HOWARD	295	19.42
01 = MICHAEL WALLER	212	13.96	04 = INVALID WRITE-IN	3	.20
02 = CHARLES H. BILLINGS	1,009	66.43			
	01	02	03	04	
1801 MR1,11,13	25	114	50	0	
1805 MR5,28,32	16	189	15	0	
1806 MR6,38	28	139	26	0	
1808 MR8,12,15,24,41,47,62	30	212	71	1	
1819 MR19,20,21,22	62	192	71	0	
1833 MR33,54	11	33	25	1	
1837 MR37,49	40	130	37	1	

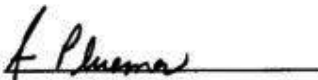
	VOTES	PERCENT		VOTES	PERCENT
ALDERMAN DES PERES WARD 1 (Vote for) 1			03 = INVALID WRITE-IN	3	.50
01 = KATHLEEN M. GMELICH	380	63.02			
02 = STEVEN PALUBIAK	220	36.48			
	01	02	03		
1819 MR19,20,21,22	249	125	0		
1837 MR37,49	131	95	3		

	VOTES	PERCENT		VOTES	PERCENT
ALDERMAN DES PERES WARD 2 (Vote for) 1					
01 = JIM KLEINSCHMIDT	472	97.72			
02 = INVALID WRITE-IN	11	2.28			
	01	02			
1805 MR5,28,32	194	4			
1808 MR8,12,15,24,41,47,62	278	7			

	VOTES	PERCENT		VOTES	PERCENT
ALDERMAN DES PERES WARD 3 (Vote for) 1					
01 = SEAN P. CONCAGH	388	99.49			
02 = INVALID WRITE-IN	2	.51			
	01	02			
1801 MR1,11,13	159	1			
1806 MR6,38	171	0			
1833 MR33,54	58	1			

WE, THE BOARD OF ELECTION COMMISSIONERS OF ST. LOUIS COUNTY, MISSOURI, ACTING AS THE VERIFICATION BOARD PURSUANT TO 115.507,R.S.Mo 1978, HEREBY CERTIFY THE FOREGOING TO BE A TRUE AND CORRECT ABSTRACT OF VOTES CAST FOR THE CANDIDATES AND ISSUES AT THE GENERAL MUNICIPAL ELECTION HELD IN ST. LOUIS COUNTY, MISSOURI, ON APRIL 2, 2013. IN TESTIMONY WHEREOF, WE HAVE HEREUNTO SET OUR HAND AT OUR OFFICE IN MAPLEWOOD, ST. LOUIS COUNTY, MISSOURI, ON APRIL 16, 2013.


RICHARD H. KELLETT, CHAIRMAN


ANN PLUEMER, COMMISSIONER

CITY OF EDMUNDSON
 RUN DATE:04/15/13 01:17 PM

GENERAL MUNICIPAL ELECTION
 ST. LOUIS COUNTY, MISSOURI
 TUESDAY, APRIL 2, 2013

OFFICIAL FINAL RESULTS

01 = REGISTERED VOTERS - TOTAL		TOTAL	PERCENT		03 = VOTER TURNOUT - TOTAL	TOTAL	PERCENT
02 = BALLOTS CAST - TOTAL		428					12.15
		52					
		01	02	03			
0107 AP7	220	28	12.73				
0151 AP51	208	24	11.54				

		VOTES	PERCENT	
MAYOR EDMUNDSON				
(Vote for) 1				
01 = JOHN E. GWALTNEY		43	100.00	
02 = INVALID WRITE-IN		0		
		01	02	
0107 AP7	25	0		
0151 AP51	18	0		

		VOTES	PERCENT	
ALDERPERSON EDMUNDSON WARD 1				
(Vote for) 1				
01 = ADELE M. V. CROWN		18	100.00	
02 = INVALID WRITE-IN		0		
		01	02	
0151 AP51	18	0		

		VOTES	PERCENT		VOTES	PERCENT
ALDERPERSON EDMUNDSON WARD 2						
(Vote for) 1						
01 = TONY MIKULUS		20	80.00			
02 = JANE GRIERSON		5	20.00	03 = INVALID WRITE-IN		0
		01	02	03		
0107 AP7	20	5	0			

WE, THE BOARD OF ELECTION COMMISSIONERS OF ST. LOUIS COUNTY, MISSOURI, ACTING AS THE VERIFICATION BOARD PURSUANT TO 115.507,R.S.Mo 1978, HEREBY CERTIFY THE FOREGOING TO BE A TRUE AND CORRECT ABSTRACT OF VOTES CAST FOR THE CANDIDATES AND ISSUES AT THE GENERAL MUNICIPAL ELECTION HELD IN ST. LOUIS COUNTY, MISSOURI, ON APRIL 2, 2013. IN TESTIMONY WHEREOF, WE HAVE HEREUNTO SET OUR HAND AT OUR OFFICE IN MAPLEWOOD, ST. LOUIS COUNTY, MISSOURI, ON APRIL 16, 2013.

Richard H. Kellett
 RICHARD H. KELLETT, CHAIRMAN

Ann Pluemer
 ANN PLUEMER, COMMISSIONER

CITY OF ELLISVILLE
 RUN DATE:04/15/13 01:17 PM

GENERAL MUNICIPAL ELECTION
 ST. LOUIS COUNTY, MISSOURI
 TUESDAY, APRIL 2, 2013

OFFICIAL FINAL RESULTS

	TOTAL	PERCENT		TOTAL	PERCENT
01 = REGISTERED VOTERS - TOTAL	6,886		03 = VOTER TURNOUT - TOTAL		27.65
02 = BALLOTS CAST - TOTAL	1,904				
	01	02	03		
0423 CHE23	14	1	7.14		
2801 WH1,32,38	669	135	20.18		
2816 WH16,36	659	196	29.74		
2817 WH17,25,56	1261	310	24.58		
2827 WH27,28	1163	349	30.01		
2830 WH30	193	54	27.98		
2831 WH31	1028	334	32.49		
2835 WH35	562	191	33.99		
2837 WH37	253	86	33.99		
2839 WH39	205	62	30.24		
2840 WH40,41	878	185	21.07		
2848 WH48	0	1	. . .		
2855 WH55	1	0	.00		

	VOTES	PERCENT		VOTES	PERCENT
COUNCIL MEMBER ELLISVILLE DISTRICT 1 (Vote for) 1					
01 = CHRIS TURNER	139	22.86			
02 = GARY G. VOSS	468	76.97	03 = INVALID WRITE-IN	1	.16
	01	02	03		
0423 CHE23	1	0	0		
2830 WH30	13	33	0		
2831 WH31	86	240	0		
2839 WH39	13	48	0		
2840 WH40,41	26	147	1		

	VOTES	PERCENT		VOTES	PERCENT
COUNCIL MEMBER ELLISVILLE DISTRICT 2 (Vote for) 1					
01 = TROY PIEPER	171	29.33	03 = ADI M. SURTI	155	26.59
02 = MICHAEL CAHILL	255	43.74	04 = INVALID WRITE-IN	2	.34
	01	02	03	04	
2801 WH1,32,38	33	68	29	1	
2816 WH16,36	69	92	23	0	
2835 WH35	50	65	74	1	
2837 WH37	19	30	29	0	

	VOTES	PERCENT		VOTES	PERCENT
COUNCIL MEMBER ELLISVILLE DISTRICT 3 (Vote for) 1					
01 = CYNTHIA (CINDY) POOL	260	42.28			
02 = ROBERT SROTE	124	20.16	03 = DOUGLAS BRADLEY (226) W/I VOTES OF	231	37.56
	01	02	03		
2817 WH17,25,56	119	51	119		
2827 WH27,28	141	73	112		
2848 WH48	0	0	0		
2855 WH55	0	0	0		

WE, THE BOARD OF ELECTION COMMISSIONERS OF ST. LOUIS COUNTY, MISSOURI, ACTING AS THE VERIFICATION BOARD PURSUANT TO 115.507,R.S.Mo 1978, HEREBY CERTIFY THE FOREGOING TO BE A TRUE AND CORRECT ABSTRACT OF VOTES CAST FOR THE CANDIDATES AND ISSUES AT THE GENERAL MUNICIPAL ELECTION HELD IN ST. LOUIS COUNTY, MISSOURI, ON APRIL 2, 2013. IN TESTIMONY WHEREOF, WE HAVE HEREUNTO SET OUR HAND AT OUR OFFICE IN MAPLEWOOD, ST. LOUIS COUNTY, MISSOURI, ON APRIL 16, 2013.

Richard H. Kellett
 RICHARD H. KELLETT, CHAIRMAN

Ann Pluemer
 ANN PLUEMER, COMMISSIONER

CITY OF EUREKA
RUN DATE:04/15/13 01:17 PM

GENERAL MUNICIPAL ELECTION
ST. LOUIS COUNTY, MISSOURI
TUESDAY, APRIL 2, 2013

OFFICIAL FINAL RESULTS

	TOTAL	PERCENT	TOTAL	PERCENT
01 = REGISTERED VOTERS - TOTAL	6,966		03 = VOTER TURNOUT - TOTAL	23.69
02 = BALLOTS CAST - TOTAL	1,650			
	01	02	03	
1514 MER14	3	0	00	
1517 MER17	1653	380	22.99	
1518 MER18	1094	206	18.83	
1519 MER19,55,56	2153	533	24.76	
1522 MER22	969	292	30.13	
1530 MER30	520	138	26.54	
1554 MER54	574	101	17.60	

	VOTES	PERCENT
MARSHAL EUREKA (Vote for) 1		
01 = MICHAEL A. WIEGAND	1,466	99.52
02 = INVALID WRITE-IN	7	.48
	01	02
1514 MER14	0	0
1517 MER17	351	1
1518 MER18	186	1
1519 MER19,55,56	437	4
1522 MER22	270	1
1530 MER30	132	0
1554 MER54	90	0

	VOTES	PERCENT
ALDERPERSON EUREKA WARD 1 (Vote for) 1		
01 = WES SIR	592	98.50
02 = INVALID WRITE-IN	9	1.50
	01	02
1517 MER17	336	5
1522 MER22	256	4

	VOTES	PERCENT
ALDERPERSON EUREKA WARD 2 (Vote for) 1		
01 = MARILYN L. LEISTNER	271	96.44
02 = INVALID WRITE-IN	10	3.56
	01	02
1518 MER18	156	8
1530 MER30	115	2

	VOTES	PERCENT
ALDERPERSON EUREKA WARD 3 (Vote for) 1		
01 = SHANNON BRITT	499	98.81
02 = INVALID WRITE-IN	6	1.19
	01	02
1514 MER14	0	0
1519 MER19,55,56	422	4
1554 MER54	77	2

WE, THE BOARD OF ELECTION COMMISSIONERS OF ST. LOUIS COUNTY, MISSOURI, ACTING AS THE VERIFICATION BOARD PURSUANT TO 115.507,R.S.Mo 1978, HEREBY CERTIFY THE FOREGOING TO BE A TRUE AND CORRECT ABSTRACT OF VOTES CAST FOR THE CANDIDATES AND ISSUES AT THE GENERAL MUNICIPAL ELECTION HELD IN ST. LOUIS COUNTY, MISSOURI, ON APRIL 2, 2013. IN TESTIMONY WHEREOF, WE HAVE HEREUNTO SET OUR HAND AT OUR OFFICE IN MAPLEWOOD, ST. LOUIS COUNTY, MISSOURI, ON APRIL 16, 2013.


RICHARD H. KELLETT, CHAIRMAN


ANN PLUEMER, COMMISSIONER

CITY OF FENTON
 RUN DATE:04/15/13 01:18 PM

GENERAL MUNICIPAL ELECTION
 ST. LOUIS COUNTY, MISSOURI
 TUESDAY, APRIL 2, 2013

OFFICIAL FINAL RESULTS

	TOTAL	PERCENT		TOTAL	PERCENT
01 = REGISTERED VOTERS - TOTAL	3,230		03 = VOTER TURNOUT - TOTAL	1,207	37.37
02 = BALLOTS CAST - TOTAL	1,207				
	01	02	03		
0203 BON3	499	195	39.08		
0237 BON37,38	869	350	40.28		
0239 BON39	70	25	35.71		
0240 BON40	702	218	31.05		
0242 BON42	123	36	29.27		
0243 BON43	967	383	39.61		

	VOTES	PERCENT		VOTES	PERCENT
MAYOR FENTON					
(Vote for) 1					
01 = PAUL E. SEEMAYER	315	26.34	03 = INVALID WRITE-IN	0	
02 = MICHAEL D. POLIZZI	881	73.66			
	01	02	03		
0203 BON3	43	151	0		
0237 BON37,38	107	241	0		
0239 BON39	15	10	0		
0240 BON40	51	167	0		
0242 BON42	8	27	0		
0243 BON43	91	285	0		

	VOTES	PERCENT		VOTES	PERCENT
ALDERPERSON FENTON WARD 1					
(Vote for) 1					
01 = CAROL BRENNAN	133	38.89	03 = KEVIN E. YARBROUGH	51	14.91
02 = ANDREW SOBEY, JR.	158	46.20	04 = INVALID WRITE-IN	0	
	01	02	03	04	
0237 BON37,38	133	158	51	0	

	VOTES	PERCENT		VOTES	PERCENT
ALDERPERSON FENTON WARD 2					
(Vote for) 1					
01 = WESLEY PAUL VERBLE	183	100.00			
02 = INVALID WRITE-IN	0				
	01	02			
0240 BON40	165	0			
0242 BON42	18	0			

	VOTES	PERCENT		VOTES	PERCENT
ALDERPERSON FENTON WARD 2 (UNEXPIRED TERM)					
(Vote for) 1					
01 = JOE MAURATH	214	97.72			
02 = INVALID WRITE-IN	5	2.28			
	01	02			
0240 BON40	184	5			
0242 BON42	30	0			

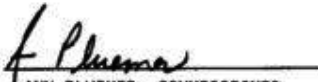
	VOTES	PERCENT		VOTES	PERCENT
ALDERPERSON FENTON WARD 3					
(Vote for) 1					
01 = CHRIS CLAUSS	175	98.31			
02 = INVALID WRITE-IN	3	1.69			
	01	02			
0203 BON3	154	2			
0239 BON39	21	1			

	VOTES	PERCENT		VOTES	PERCENT
ALDERPERSON FENTON WARD 4					
(Vote for) 1					
01 = JAMES MAULLER	326	99.39			
02 = INVALID WRITE-IN	2	.61			
	01	02			
0243 BON43	326	2			

WE, THE BOARD OF ELECTION COMMISSIONERS OF ST. LOUIS COUNTY, MISSOURI, ACTING AS THE VERIFICATION BOARD PURSUANT TO 115.507, R.S.Mo 1978, HEREBY CERTIFY THE FOREGOING TO BE A TRUE AND CORRECT ABSTRACT OF VOTES CAST FOR THE CANDIDATES AND ISSUES AT THE GENERAL MUNICIPAL ELECTION HELD IN ST. LOUIS COUNTY, MISSOURI, ON APRIL 2, 2013. IN TESTIMONY WHEREOF, WE HAVE HEREUNTO SET OUR HAND AT OUR OFFICE IN MAPLEWOOD,

ST. LOUIS COUNTY, MISSOURI, ON APRIL 16, 2013.


RICHARD H. KELLETT, CHAIRMAN


ANN PLUEMER, COMMISSIONER

CITY OF FERGUSON
 RUN DATE:04/15/13 01:18 PM

GENERAL MUNICIPAL ELECTION
 ST. LOUIS COUNTY, MISSOURI
 TUESDAY, APRIL 2, 2013

OFFICIAL FINAL RESULTS

	TOTAL	PERCENT		TOTAL	PERCENT
01 = REGISTERED VOTERS - TOTAL	13,745		03 = VOTER TURNOUT - TOTAL		11.74
02 = BALLOTS CAST - TOTAL	1,614				
	01	02	03		
0702 FER2	583	57	9.78		
0705 FER5	1165	214	18.37		
0712 FER12 NRW9	479	37	7.72		
0720 FER20	212	50	23.58		
0721 FER21 NRW1	447	12	2.68		
0731 FER31 NRW25	772	75	9.72		
0732 FER32,40	752	189	25.13		
0733 FER33,36	788	169	21.45		
0734 FER34,35	1793	211	11.77		
0738 FER38,47	646	119	18.42		
2007 NRW7,17	1689	181	10.72		
2019 NRW19,20	1410	156	11.06		
2021 NRW21,24	1491	89	5.97		
2026 NRW26	331	32	9.67		
2027 NRW27	62	3	4.84		
2028 NRW28,32	1125	20	1.78		

COUNCIL MEMBER FERGUSON WARD 1			VOTES	PERCENT	VOTES			PERCENT
(Vote for) 1								
01 = MARK J. BYRNE			518	74.00				
02 = MIKE DOEDLI			179	25.57	03 = INVALID WRITE-IN	3	.43	
	01	02	03					
0702 FER2	41	14	0					
0705 FER5	154	52	1					
0712 FER12 NRW9	30	6	0					
0720 FER20	39	11	0					
0734 FER34,35	144	59	2					
0738 FER38,47	82	33	0					
2026 NRW26	28	4	0					

COUNCIL MEMBER FERGUSON WARD 2			VOTES	PERCENT	VOTES			PERCENT
(Vote for) 1								
01 = DWAYNE T. JAMES			497	73.41				
02 = MARTIN PION			174	25.70	03 = INVALID WRITE-IN	6	.89	
	01	02	03					
0732 FER32,40	112	67	1					
0733 FER33,36	102	66	0					
2007 NRW7,17	156	17	3					
2019 NRW19,20	127	24	2					

COUNCIL MEMBER FERGUSON WARD 3			VOTES	PERCENT	VOTES			PERCENT
(Vote for) 1								
01 = KEITH KALLSTROM			162	97.01				
02 = INVALID WRITE-IN			5	2.99				
	01	02						
0721 FER21 NRW1	10	0						
0731 FER31 NRW25	62	3						
2021 NRW21,24	71	2						
2027 NRW27	2	0						
2028 NRW28,32	17	0						

WE, THE BOARD OF ELECTION COMMISSIONERS OF ST. LOUIS COUNTY, MISSOURI, ACTING AS THE VERIFICATION BOARD PURSUANT TO 115.507,R.S.Mo 1978, HEREBY CERTIFY THE FOREGOING TO BE A TRUE AND CORRECT ABSTRACT OF VOTES CAST FOR THE CANDIDATES AND ISSUES AT THE GENERAL MUNICIPAL ELECTION HELD IN ST. LOUIS COUNTY, MISSOURI, ON APRIL 2, 2013. IN TESTIMONY WHEREOF, WE HAVE HEREUNTO SET OUR HAND AT OUR OFFICE IN MAPLEWOOD, ST. LOUIS COUNTY, MISSOURI, ON APRIL 16, 2013.

Richard H. Kellett
 RICHARD H. KELLETT, CHAIRMAN

f. Pluemmer
 ANN PLUEMER, COMMISSIONER

CITY OF FLORDELL HILLS
RUN DATE:04/15/13 01:18 PM

GENERAL MUNICIPAL ELECTION
ST. LOUIS COUNTY, MISSOURI
TUESDAY, APRIL 2, 2013

OFFICIAL FINAL RESULTS

	TOTAL	PERCENT		TOTAL	PERCENT
01 = REGISTERED VOTERS - TOTAL	569		03 = VOTER TURNOUT - TOTAL		5.62
02 = BALLOTS CAST - TOTAL	32				
	01	02	03		
2053 NRW53	315	20	6.35		
2054 NRW54	254	12	4.72		

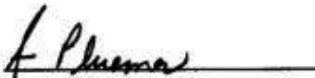
	VOTES	PERCENT
MAYOR FLORDELL HILLS (Vote for) 1		
01 = JOSEPH R. NOETH	23	92.00
02 = INVALID WRITE-IN	2	8.00
	01	02
2053 NRW53	15	2
2054 NRW54	8	0

	VOTES	PERCENT
ALDERPERSON FLORDELL HILLS WARD 1 (Vote for) 1		
01 = KIMBERLY R. CAMPBELL-DUSSOLD	12	100.00
02 = INVALID WRITE-IN	0	
	01	02
2054 NRW54	12	0

	VOTES	PERCENT
ALDERPERSON FLORDELL HILLS WARD 2 (Vote for) 1		
01 = NO CANDIDATE FILED	0	
02 = SEE OFFICIAL WRITE-IN REPORT	6	100.00
	01	02
2053 NRW53	0	6

WE, THE BOARD OF ELECTION COMMISSIONERS OF ST. LOUIS COUNTY, MISSOURI, ACTING AS THE VERIFICATION BOARD PURSUANT TO 115.507, R.S. Mo 1978, HEREBY CERTIFY THE FOREGOING TO BE A TRUE AND CORRECT ABSTRACT OF VOTES CAST FOR THE CANDIDATES AND ISSUES AT THE GENERAL MUNICIPAL ELECTION HELD IN ST. LOUIS COUNTY, MISSOURI, ON APRIL 2, 2013. IN TESTIMONY WHEREOF, WE HAVE HEREUNTO SET OUR HAND AT OUR OFFICE IN MAPLEWOOD, ST. LOUIS COUNTY, MISSOURI, ON APRIL 16, 2013.


RICHARD H. KELLETT, CHAIRMAN


ANN PLUEMER, COMMISSIONER

CITY OF FLORISSANT
 RUN DATE:04/15/13 01:19 PM

GENERAL MUNICIPAL ELECTION
 ST. LOUIS COUNTY, MISSOURI
 TUESDAY, APRIL 2, 2013

OFFICIAL FINAL RESULTS

	TOTAL	PERCENT		TOTAL	PERCENT
01 = REGISTERED VOTERS - TOTAL	3,699		03 = VOTER TURNOUT - TOTAL		9.92
02 = BALLOTS CAST - TOTAL	367				
	01	02	03		
0801 FLO1,2 LC7	958	92	9.60		
0809 FLO9,10	1420	144	10.14		
0821 FLO21,27,38 LC 34	1321	131	9.92		

	VOTES	PERCENT
COUNCIL MEMBER FLORISSANT WARD 4 (UNEXPIRED TERM)		
(Vote for) 1		
01 = JEFF CAPUTA	319	95.51
02 = INVALID WRITE-IN	15	4.49
	01	02
0801 FLO1,2 LC7	80	4
0809 FLO9,10	123	8
0821 FLO21,27,38 LC 34	116	3

WE, THE BOARD OF ELECTION COMMISSIONERS OF ST. LOUIS COUNTY, MISSOURI, ACTING AS THE VERIFICATION BOARD PURSUANT TO 115.507, R.S. MO 1978, HEREBY CERTIFY THE FOREGOING TO BE A TRUE AND CORRECT ABSTRACT OF VOTES CAST FOR THE CANDIDATES AND ISSUES AT THE GENERAL MUNICIPAL ELECTION HELD IN ST. LOUIS COUNTY, MISSOURI, ON APRIL 2, 2013. IN TESTIMONY WHEREOF, WE HAVE HEREUNTO SET OUR HAND AT OUR OFFICE IN MAPLEWOOD, ST. LOUIS COUNTY, MISSOURI, ON APRIL 16, 2013.

Richard H. Kellett
 RICHARD H. KELLETT, CHAIRMAN

Ann Pluemer
 ANN PLUEMER, COMMISSIONER

CITY OF FRONTENAC
 RUN DATE:04/15/13 01:20 PM

GENERAL MUNICIPAL ELECTION
 ST. LOUIS COUNTY, MISSOURI
 TUESDAY, APRIL 2, 2013

OFFICIAL FINAL RESULTS

	TOTAL	PERCENT		TOTAL	PERCENT
01 = REGISTERED VOTERS - TOTAL	2,980		03 = VOTER TURNOUT - TOTAL		23.96
02 = BALLOTS CAST - TOTAL	714				
	01	02	03		
0327 CC27,29	807	109	13.51		
0334 CC34	203	43	21.18		
1834 MR34	475	132	27.79		
1846 MR46	521	159	30.52		
1851 MR51,70	974	271	27.82		

	VOTES	PERCENT
MAYOR FRONTENAC (Vote for) 1	576	98.13
01 = KEITH R. KRIEG	11	1.87
02 = INVALID WRITE-IN		
	01	02
0327 CC27,29	90	2
0334 CC34	37	0
1834 MR34	105	2
1846 MR46	133	4
1851 MR51,70	211	3

	VOTES	PERCENT		VOTES	PERCENT
ALDERPERSON FRONTENAC WARD 1 (Vote for) 1	167	59.01	03 = KATE HATFIELD	107	37.81
01 = JOHN T. O'CONNELL	9	3.18	04 = INVALID WRITE-IN	0	
02 = MICHAEL MORRISON					
	01	02	03	04	
1834 MR34	82	5	39	0	
1846 MR46	85	4	68	0	

	VOTES	PERCENT
ALDERPERSON FRONTENAC WARD 2 (Vote for) 1	128	98.46
01 = BUD GUEST	2	1.54
02 = INVALID WRITE-IN		
	01	02
0327 CC27,29	90	2
0334 CC34	38	0

	VOTES	PERCENT		VOTES	PERCENT
ALDERPERSON FRONTENAC WARD 3 (Vote for) 1	106	40.15	03 = INVALID WRITE-IN	0	
01 = JOHN LEVIS	158	59.85			
02 = TOM O'BRIEN					
	01	02	03		
1851 MR51,70	106	158	0		

WE, THE BOARD OF ELECTION COMMISSIONERS OF ST. LOUIS COUNTY, MISSOURI, ACTING AS THE VERIFICATION BOARD PURSUANT TO 115.507,R.S.Mo 1978, HEREBY CERTIFY THE FOREGOING TO BE A TRUE AND CORRECT ABSTRACT OF VOTES CAST FOR THE CANDIDATES AND ISSUES AT THE GENERAL MUNICIPAL ELECTION HELD IN ST. LOUIS COUNTY, MISSOURI, ON APRIL 2, 2013. IN TESTIMONY WHEREOF, WE HAVE HEREUNTO SET OUR HAND AT OUR OFFICE IN MAPLEWOOD, ST. LOUIS COUNTY, MISSOURI, ON APRIL 16, 2013.

Richard H. Kellett
 RICHARD H. KELLETT, CHAIRMAN

Ann Pluemer
 ANN PLUEMER, COMMISSIONER

VILLAGE OF GLEN ECHO PARK
 RUN DATE:04/15/13 01:20 PM

GENERAL MUNICIPAL ELECTION
 ST. LOUIS COUNTY, MISSOURI
 TUESDAY, APRIL 2, 2013

OFFICIAL FINAL RESULTS

	TOTAL			PERCENT		TOTAL		PERCENT
01 = REGISTERED VOTERS - TOTAL				131		03 = VOTER TURNOUT - TOTAL		18.32
02 = BALLOTS CAST - TOTAL				24				
	01	02	03					
1940 NOR40	131	24	18.32					

	VOTES				PERCENT		VOTES		PERCENT
TRUSTEE GLEN ECHO PARK (Vote for) 3						03 = NO CANDIDATE FILED		0	
01 = JAMES MURRAY				19	37.25	04 = SEE OFFICIAL WRITE-IN REPORT		12	23.53
02 = LAWRENCE BARTON				20	39.22				
	01	02	03	04					
1940 NOR40	19	20	0	12					

WE, THE BOARD OF ELECTION COMMISSIONERS OF ST. LOUIS COUNTY, MISSOURI, ACTING AS THE VERIFICATION BOARD PURSUANT TO 115.507, R.S. MO 1978, HEREBY CERTIFY THE FOREGOING TO BE A TRUE AND CORRECT ABSTRACT OF VOTES CAST FOR THE CANDIDATES AND ISSUES AT THE GENERAL MUNICIPAL ELECTION HELD IN ST. LOUIS COUNTY, MISSOURI, ON APRIL 2, 2013. IN TESTIMONY WHEREOF, WE HAVE HEREUNTO SET OUR HAND AT OUR OFFICE IN MAPLEWOOD, ST. LOUIS COUNTY, MISSOURI, ON APRIL 16, 2013.

Richard H. Kellett
 RICHARD H. KELLETT, CHAIRMAN

f. Pluemer
 ANN PLUEMER, COMMISSIONER

CITY OF GLENDALE
 RUN DATE:04/15/13 01:21 PM

GENERAL MUNICIPAL ELECTION
 ST. LOUIS COUNTY, MISSOURI
 TUESDAY, APRIL 2, 2013

OFFICIAL FINAL RESULTS

	TOTAL	PERCENT		TOTAL	PERCENT
01 = REGISTERED VOTERS - TOTAL	4,644		03 = VOTER TURNOUT - TOTAL	1,027	22.11
02 = BALLOTS CAST - TOTAL	1,027				
	01	02	03		
1102 JEF2,40	244	34	13.93		
1132 JEF32,33	1482	334	22.54		
1134 JEF34	1142	261	22.85		
1135 JEF35	77	10	12.99		
1136 JEF36	294	53	18.03		
1137 JEF37,39	1405	335	23.84		

	VOTES	PERCENT
MAYOR GLENDALE		
(Vote for) 1		
01 = RICHARD MAGEE	906	98.37
02 = INVALID WRITE-IN	15	1.63
	01	02
1102 JEF2,40	26	2
1132 JEF32,33	300	6
1134 JEF34	231	2
1135 JEF35	8	0
1136 JEF36	49	0
1137 JEF37,39	292	5

	VOTES	PERCENT
ALDERPERSON GLENDALE WARD 1		
(Vote for) 1		
01 = PAUL ROETTGER	287	98.29
02 = INVALID WRITE-IN	5	1.71
	01	02
1132 JEF32,33	279	5
1135 JEF35	8	0

	VOTES	PERCENT
ALDERPERSON GLENDALE WARD 2		
(Vote for) 1		
01 = MIKE WILCOX	315	99.37
02 = INVALID WRITE-IN	2	.63
	01	02
1102 JEF2,40	29	0
1137 JEF37,39	286	2

	VOTES	PERCENT
ALDERPERSON GLENDALE WARD 3		
(Vote for) 1		
01 = DEB VOSS	264	98.88
02 = INVALID WRITE-IN	3	1.12
	01	02
1134 JEF34	217	3
1136 JEF36	47	0

WE, THE BOARD OF ELECTION COMMISSIONERS OF ST. LOUIS COUNTY, MISSOURI, ACTING AS THE VERIFICATION BOARD PURSUANT TO 115.507,R.S.Mo 1978, HEREBY CERTIFY THE FOREGOING TO BE A TRUE AND CORRECT ABSTRACT OF VOTES CAST FOR THE CANDIDATES AND ISSUES AT THE GENERAL MUNICIPAL ELECTION HELD IN ST. LOUIS COUNTY, MISSOURI, ON APRIL 2, 2013. IN TESTIMONY WHEREOF, WE HAVE HEREUNTO SET OUR HAND AT OUR OFFICE IN MAPLEWOOD, ST. LOUIS COUNTY, MISSOURI, ON APRIL 16, 2013.

Richard H. Kellett
 RICHARD H. KELLETT, CHAIRMAN

Ann Pluemer
 ANN PLUEMER, COMMISSIONER

TOWN OF GRANTWOOD VILLAGE
 RUN DATE:04/15/13 01:21 PM

GENERAL MUNICIPAL ELECTION
 ST. LOUIS COUNTY, MISSOURI
 TUESDAY, APRIL 2, 2013

OFFICIAL FINAL RESULTS

	TOTAL	PERCENT		TOTAL	PERCENT
01 = REGISTERED VOTERS - TOTAL	731		03 = VOTER TURNOUT - TOTAL		53.76
02 = BALLOTS CAST - TOTAL	393				
	01	02	03		
0944 GRA44	722	390	54.02		
0949 GRA49	9	3	33.33		

	VOTES		PERCENT		VOTES		PERCENT	
TRUSTEE GRANTWOOD VILLAGE (Vote for) 3								
01 = BOB BESS	197		17.28					
02 = MARK KIENSTRA	201		17.63	05 = TERRY W. HUMES	178		15.61	
03 = KEVIN KELSO	202		17.72	06 = STEVE KOHLBERG	166		14.56	
04 = DOUG MCCORMICK	190		16.67	07 = INVALID WRITE-IN	6		.53	
	01	02	03	04	05	06	07	
0944 GRA44	197	201	202	189	177	165	6	
0949 GRA49	0	0	0	1	1	1	0	

	VOTES		PERCENT	
GRANTWOOD VILLAGE-PROPOSITION S **LATERAL SEWER** (Vote for) 1				
01 = YES	282		75.00	
02 = NO	94		25.00	
	01	02		
0944 GRA44	281	94		
0949 GRA49	1	0		

WE, THE BOARD OF ELECTION COMMISSIONERS OF ST. LOUIS COUNTY, MISSOURI, ACTING AS THE VERIFICATION BOARD PURSUANT TO 115.507, R.S. MO 1978, HEREBY CERTIFY THE FOREGOING TO BE A TRUE AND CORRECT ABSTRACT OF VOTES CAST FOR THE CANDIDATES AND ISSUES AT THE GENERAL MUNICIPAL ELECTION HELD IN ST. LOUIS COUNTY, MISSOURI, ON APRIL 2, 2013. IN TESTIMONY WHEREOF, WE HAVE HEREUNTO SET OUR HAND AT OUR OFFICE IN MAPLEWOOD, ST. LOUIS COUNTY, MISSOURI, ON APRIL 16, 2013.

Richard H. Kellett
 RICHARD H. KELLETT, CHAIRMAN

Ann Pluemer
 ANN PLUEMER, COMMISSIONER

CITY OF GREENDALE
RUN DATE:04/15/13 01:21 PM

GENERAL MUNICIPAL ELECTION
ST. LOUIS COUNTY, MISSOURI
TUESDAY, APRIL 2, 2013

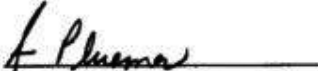
OFFICIAL FINAL RESULTS

	TOTAL	PERCENT		TOTAL	PERCENT
01 = REGISTERED VOTERS - TOTAL	546		03 = VOTER TURNOUT - TOTAL		22.16
02 = BALLOTS CAST - TOTAL	121				
	01	02	03		
1916 NOR16	546	121	22.16		

	VOTES	PERCENT		VOTES	PERCENT
ALDERPERSON-AT-LARGE GREENDALE (Vote for) 2			03 = INVALID WRITE-IN	3	1.57
01 = DORIS TROJCAK	103	53.93			
02 = ALEXANDER (ALEX) HERMAN	85	44.50			
	01	02	03		
1916 NOR16	103	85	3		

WE, THE BOARD OF ELECTION COMMISSIONERS OF ST. LOUIS COUNTY, MISSOURI, ACTING AS THE VERIFICATION BOARD PURSUANT TO 115.507, R.S. MO 1978, HEREBY CERTIFY THE FOREGOING TO BE A TRUE AND CORRECT ABSTRACT OF VOTES CAST FOR THE CANDIDATES AND ISSUES AT THE GENERAL MUNICIPAL ELECTION HELD IN ST. LOUIS COUNTY, MISSOURI, ON APRIL 2, 2013. IN TESTIMONY WHEREOF, WE HAVE HEREUNTO SET OUR HAND AT OUR OFFICE IN MAPLEWOOD, ST. LOUIS COUNTY, MISSOURI, ON APRIL 16, 2013.


RICHARD H. KELLETT, CHAIRMAN


ANN PLUEMER, COMMISSIONER

VILLAGE OF HANLEY HILLS
 RUN DATE:04/15/13 01:22 PM

GENERAL MUNICIPAL ELECTION
 ST. LOUIS COUNTY, MISSOURI
 TUESDAY, APRIL 2, 2013

OFFICIAL FINAL RESULTS

	TOTAL	PERCENT		TOTAL	PERCENT
01 = REGISTERED VOTERS - TOTAL	1,453		03 = VOTER TURNOUT - TOTAL		6.68
02 = BALLOTS CAST - TOTAL	97				
	01	02	03		
2746 UNV46	1453	97	6.68		

	VOTES	PERCENT		VOTES	PERCENT		
TRUSTEE HANLEY HILLS (Vote for) 5							
01 = JESSE HATCHER	55	17.13	05 = JULIA BOWEN	56	17.45		
02 = APRIL HATCHER	50	15.58	06 = MATTHEW HILL	49	15.26		
03 = THOMAS RUSAN	50	15.58	07 = SADIE PENNINGTON (6) W/I VOTES OF	9	2.80		
04 = KIM RUSAN	52	16.20					
	01	02	03	04	05	06	07
2746 UNV46	55	50	50	52	56	49	9

WE, THE BOARD OF ELECTION COMMISSIONERS OF ST. LOUIS COUNTY, MISSOURI, ACTING AS THE VERIFICATION BOARD PURSUANT TO 115.507, R.S. MO 1978, HEREBY CERTIFY THE FOREGOING TO BE A TRUE AND CORRECT ABSTRACT OF VOTES CAST FOR THE CANDIDATES AND ISSUES AT THE GENERAL MUNICIPAL ELECTION HELD IN ST. LOUIS COUNTY, MISSOURI, ON APRIL 2, 2013. IN TESTIMONY WHEREOF, WE HAVE HEREUNTO SET OUR HAND AT OUR OFFICE IN MAPLEWOOD, ST. LOUIS COUNTY, MISSOURI, ON APRIL 16, 2013.

Richard H. Kellett
 RICHARD H. KELLETT, CHAIRMAN

f. Pluemer
 ANN PLUEMER, COMMISSIONER

CITY OF HAZELWOOD
 RUN DATE:04/15/13 01:22 PM

GENERAL MUNICIPAL ELECTION
 ST. LOUIS COUNTY, MISSOURI
 TUESDAY, APRIL 2, 2013

OFFICIAL FINAL RESULTS

	TOTAL	PERCENT		TOTAL	PERCENT
01 = REGISTERED VOTERS - TOTAL	8,525		03 = VOTER TURNOUT - TOTAL	725	8.50
02 = BALLOTS CAST - TOTAL	725				
	01	02	03		
0134 AP34 FER26	485	26	5.36		
0830 FLO30	857	52	6.07		
0836 FLO36	730	41	5.62		
1311 LC11,18,37,38	869	63	7.25		
1313 LC13	906	85	9.38		
1315 LC15,33	1232	137	11.12		
2118 NW18,23	385	46	11.95		
2122 NW22,24,46	1092	118	10.81		
2127 NW27,52,61	848	63	7.43		
2134 NW34,45	1121	94	8.39		

	VOTES	PERCENT
COUNCIL MEMBER HAZELWOOD WARD 1 (Vote for) 1		
01 = CAROL STROKER	136	97.14
02 = INVALID WRITE-IN	4	2.86
	01	02
1311 LC11,18,37,38	55	1
2134 NW34,45	81	3

	VOTES	PERCENT
COUNCIL MEMBER HAZELWOOD WARD 3 (Vote for) 1		
01 = DON RYAN	180	96.77
02 = INVALID WRITE-IN	6	3.23
	01	02
1313 LC13	72	4
1315 LC15,33	108	2

	VOTES	PERCENT
COUNCIL MEMBER HAZELWOOD WARD 5 (Vote for) 1		
01 = RUSSELL TODD	98	97.03
02 = INVALID WRITE-IN	3	2.97
	01	02
0134 AP34 FER26	23	0
0830 FLO30	40	3
0836 FLO36	35	0

	VOTES	PERCENT
COUNCIL MEMBER HAZELWOOD WARD 7 (Vote for) 1		
01 = RO HENDON	177	94.65
02 = INVALID WRITE-IN	10	5.35
	01	02
2118 NW18,23	39	0
2122 NW22,24,46	87	7
2127 NW27,52,61	51	3

WE, THE BOARD OF ELECTION COMMISSIONERS OF ST. LOUIS COUNTY, MISSOURI, ACTING AS THE VERIFICATION BOARD PURSUANT TO 115.507, R.S. MO 1978, HEREBY CERTIFY THE FOREGOING TO BE A TRUE AND CORRECT ABSTRACT OF VOTES CAST FOR THE CANDIDATES AND ISSUES AT THE GENERAL MUNICIPAL ELECTION HELD IN ST. LOUIS COUNTY, MISSOURI, ON APRIL 2, 2013. IN TESTIMONY WHEREOF, WE HAVE HEREUNTO SET OUR HAND AT OUR OFFICE IN MAPLEWOOD, ST. LOUIS COUNTY, MISSOURI, ON APRIL 16, 2013.

Richard H. Kellett
 RICHARD H. KELLETT, CHAIRMAN

f. Pluemmer
 ANN PLUEMER, COMMISSIONER

VILLAGE OF HILLSDALE
RUN DATE:04/15/13 01:22 PM

GENERAL MUNICIPAL ELECTION
ST. LOUIS COUNTY, MISSOURI
TUESDAY, APRIL 2, 2013


OFFICIAL FINAL RESULTS

01 = REGISTERED VOTERS - TOTAL	TOTAL	PERCENT	03 = VOTER TURNOUT - TOTAL	TOTAL	PERCENT
02 = BALLOTS CAST - TOTAL	1,015	44			4.33
	01	02	03		
2737 UNV37,47	1015	44	4.33		

TRUSTEE HILLSDALE (Vote for) 2	VOTES	PERCENT	03 = INVALID WRITE-IN	VOTES	PERCENT
01 = WILLIE J. THOMAS	26	42.62			
02 = BENARD ERVIN	33	54.10		2	3.28
	01	02	03		
2737 UNV37,47	26	33	2		

WE, THE BOARD OF ELECTION COMMISSIONERS OF ST. LOUIS COUNTY, MISSOURI, ACTING AS THE VERIFICATION BOARD PURSUANT TO 115.507, R.S. MO 1978, HEREBY CERTIFY THE FOREGOING TO BE A TRUE AND CORRECT ABSTRACT OF VOTES CAST FOR THE CANDIDATES AND ISSUES AT THE GENERAL MUNICIPAL ELECTION HELD IN ST. LOUIS COUNTY, MISSOURI, ON APRIL 2, 2013. IN TESTIMONY WHEREOF, WE HAVE HEREUNTO SET OUR HAND AT OUR OFFICE IN MAPLEWOOD, ST. LOUIS COUNTY, MISSOURI, ON APRIL 16, 2013.


RICHARD H. KELLETT, CHAIRMAN


ANN PLUEMER, COMMISSIONER

CITY OF HUNTLEIGH
RUN DATE:04/15/13 01:23 PM

GENERAL MUNICIPAL ELECTION
ST. LOUIS COUNTY, MISSOURI
TUESDAY, APRIL 2, 2013

OFFICIAL FINAL RESULTS

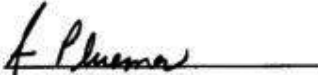
	TOTAL	PERCENT	TOTAL	PERCENT
01 = REGISTERED VOTERS - TOTAL	313		03 = VOTER TURNOUT - TOTAL	12.14
02 = BALLOTS CAST - TOTAL	38			
	01	02	03	
0534 CLA34	91	13	14.29	
0536 CLA36	66	10	15.15	
0555 CLA55	156	15	9.62	

	VOTES	PERCENT
ALDERPERSON HUNTLEIGH WARD 1 (Vote for) 1		
01 = WILLIAM E. CORNELIUS	9	100.00
02 = INVALID WRITE-IN	0	
	01	02
0536 CLA36	9	0

	VOTES	PERCENT
ALDERPERSON HUNTLEIGH WARD 2 (Vote for) 1		
01 = JAGDISH L. HINDUJA	24	96.00
02 = INVALID WRITE-IN	1	4.00
	01	02
0534 CLA34	11	1
0555 CLA55	13	0

WE, THE BOARD OF ELECTION COMMISSIONERS OF ST. LOUIS COUNTY, MISSOURI, ACTING AS THE VERIFICATION BOARD PURSUANT TO 115.507, R.S. Mo 1978, HEREBY CERTIFY THE FOREGOING TO BE A TRUE AND CORRECT ABSTRACT OF VOTES CAST FOR THE CANDIDATES AND ISSUES AT THE GENERAL MUNICIPAL ELECTION HELD IN ST. LOUIS COUNTY, MISSOURI, ON APRIL 2, 2013. IN TESTIMONY WHEREOF, WE HAVE HEREUNTO SET OUR HAND AT OUR OFFICE IN MAPLEWOOD, ST. LOUIS COUNTY, MISSOURI, ON APRIL 16, 2013.


RICHARD H. KELLETT, CHAIRMAN


ANN PLUEMER, COMMISSIONER

CITY OF JENNINGS
 RUN DATE:04/17/13 01:33 PM

GENERAL MUNICIPAL ELECTION
 ST. LOUIS COUNTY, MISSOURI
 TUESDAY, APRIL 2, 2013

OFFICIAL FINAL RESULTS

	TOTAL	PERCENT		TOTAL	PERCENT
01 = REGISTERED VOTERS - TOTAL	9,756		03 = VOTER TURNOUT - TOTAL	904	9.27
02 = BALLOTS CAST - TOTAL	904				
	01	02	03		
1908 NOR8	12	0	0		
1945 NOR45 NRW52	502	30	5.98		
1946 NOR46,52,55	829	56	6.76		
1948 NOR48,51	740	42	5.68		
1963 NOR63	788	49	6.22		
1964 NOR64	1	0	0.00		
2010 NRW10,11,12	1546	206	13.32		
2013 NRW13,18	528	86	16.29		
2014 NRW14,34	109	10	9.17		
2016 NRW16	2	0	0.00		
2030 NRW30,33,36	938	81	8.64		
2031 NRW31	13	1	7.69		
2035 NRW35	718	53	7.38		
2037 NRW37,40	706	66	9.35		
2038 NRW38,57,58,59	443	32	7.22		
2042 NRW42	776	106	13.66		
2047 NRW47,49	1011	72	7.12		
2056 NRW56	94	14	14.89		

	VOTES	PERCENT		VOTES	PERCENT
COUNCIL MEMBER JENNINGS WARD 1 (Vote for) 1					
01 = ALLAN STICHNOTE	121	53.30	03 = INVALID WRITE-IN	0	
02 = YOLANDA B. BROWN	106	46.70			
	01	02	03		
2013 NRW13,18	44	40	0		
2014 NRW14,34	5	5	0		
2030 NRW30,33,36	39	42	0		
2031 NRW31	1	0	0		
2035 NRW35	32	19	0		

	VOTES	PERCENT		VOTES	PERCENT
COUNCIL MEMBER JENNINGS WARD 2 (Vote for) 1					
01 = YOLANDA AUSTIN	311	97.19			
02 = INVALID WRITE-IN	9	2.81			
	01	02			
2010 NRW10,11,12	185	7			
2016 NRW16	0	0			
2038 NRW38,57,58,59	29	1			
2042 NRW42	97	1			

	VOTES	PERCENT		VOTES	PERCENT
COUNCIL MEMBER JENNINGS WARD 3 (Vote for) 1					
01 = DENNIS CAMPBELL	129	96.27			
02 = INVALID WRITE-IN	5	3.73			
	01	02			
1945 NOR45 NRW52	25	2			
1946 NOR46,52,55	47	3			
1964 NOR64	0	0			
2047 NRW47,49	57	0			

	VOTES	PERCENT		VOTES	PERCENT
COUNCIL MEMBER JENNINGS WARD 4 (Vote for) 1					
01 = DEBRA ANN RUFFIN	70	41.67	03 = CAROL EPPS	76	45.24
02 = DAVID MYKE KELEWAE	20	11.90	04 = INVALID WRITE-IN	2	1.19
	01	02	03	04	
1908 NOR8	0	0	0	0	
1948 NOR48,51	23	3	13	2	
1963 NOR63	15	10	24	0	
2037 NRW37,40	22	7	35	0	
2056 NRW56	10	0	4	0	

WE, THE BOARD OF ELECTION COMMISSIONERS OF ST. LOUIS COUNTY, MISSOURI, ACTING AS THE VERIFICATION BOARD PURSUANT TO 115.507,R.S.Mo 1978, HEREBY CERTIFY THE FOREGOING TO BE A TRUE AND CORRECT ABSTRACT OF VOTES CAST FOR THE CANDIDATES AND ISSUES AT THE GENERAL MUNICIPAL ELECTION HELD IN ST. LOUIS COUNTY, MISSOURI, ON APRIL 2, 2013. IN TESTIMONY WHEREOF, WE HAVE HEREUNTO SET OUR HAND AT OUR OFFICE IN MAPLEWOOD, ST. LOUIS COUNTY, MISSOURI, ON APRIL 16, 2013.

Richard H. Kellett
RICHARD H. KELLETT, CHAIRMAN

f. Pluemer
ANN PLUEMER, COMMISSIONER

CITY OF KINLOCH
RUN DATE:04/15/13 01:23 PM

GENERAL MUNICIPAL ELECTION
ST. LOUIS COUNTY, MISSOURI
TUESDAY, APRIL 2, 2013

OFFICIAL FINAL RESULTS

	TOTAL	PERCENT		TOTAL	PERCENT
01 = REGISTERED VOTERS - TOTAL	207		03 = VOTER TURNOUT - TOTAL		15.46
02 = BALLOTS CAST - TOTAL	32				
	01	02	03		
2008 NRW8	120	20	16.67		
2015 NRW15	87	12	13.79		

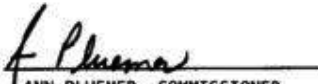
	VOTES	PERCENT		VOTES	PERCENT
ALDERPERSON KINLOCH WARD 1 (Vote for) 1					
01 = HELEN R. JONES-FRYER	16	80.00	03 = INVALID WRITE-IN	0	
02 = ROBERT K. HILL, JR.	4	20.00			
	01	02	03		
2008 NRW8	16	4	0		

	VOTES	PERCENT		VOTES	PERCENT
ALDERPERSON KINLOCH WARD 1 (UNEXPIRED TERM) (Vote for) 1					
01 = THEDA R. WILSON	10	100.00			
02 = INVALID WRITE-IN	0				
	01	02			
2008 NRW8	10	0			

	VOTES	PERCENT		VOTES	PERCENT
ALDERPERSON KINLOCH WARD 2 (Vote for) 1					
01 = EVELYN CARTER	9	90.00			
02 = INVALID WRITE-IN	1	10.00			
	01	02			
2015 NRW15	9	1			

WE, THE BOARD OF ELECTION COMMISSIONERS OF ST. LOUIS COUNTY, MISSOURI, ACTING AS THE VERIFICATION BOARD PURSUANT TO 115.507, R.S. MO 1978, HEREBY CERTIFY THE FOREGOING TO BE A TRUE AND CORRECT ABSTRACT OF VOTES CAST FOR THE CANDIDATES AND ISSUES AT THE GENERAL MUNICIPAL ELECTION HELD IN ST. LOUIS COUNTY, MISSOURI, ON APRIL 2, 2013. IN TESTIMONY WHEREOF, WE HAVE HEREUNTO SET OUR HAND AT OUR OFFICE IN MAPLEWOOD, ST. LOUIS COUNTY, MISSOURI, ON APRIL 16, 2013.


RICHARD H. KELLETT, CHAIRMAN


ANN PLUEMER, COMMISSIONER

CITY OF LADUE
RUN DATE:04/15/13 01:24 PM

GENERAL MUNICIPAL ELECTION
ST. LOUIS COUNTY, MISSOURI
TUESDAY, APRIL 2, 2013

OFFICIAL FINAL RESULTS

		TOTAL	PERCENT		TOTAL	PERCENT
01 = REGISTERED VOTERS - TOTAL		7,251		03 = VOTER TURNOUT - TOTAL	1,293	17.83
02 = BALLOTS CAST - TOTAL		1,293				
	01	02	03			
0315 CC15 CLA16,64	1313	221	16.83			
0319 CC19,67	985	182	18.48			
0365 CC65	71	18	25.35			
0507 CLA7	447	84	18.79			
0512 CLA12,26	411	60	14.60			
0513 CLA13,14,47	1461	289	19.78			
0524 CLA24	444	72	16.22			
0525 CLA25,40	1000	186	18.60			
0528 CLA28	158	28	17.72			
0537 CLA37	949	153	16.12			
0563 CLA63	12	0	.00			

		VOTES	PERCENT
MAYOR LADUE			
(Vote for) 1			
01 = NANCY SPEWAK		1,096	97.86
02 = INVALID WRITE-IN		24	2.14
	01	02	
0315 CC15 CLA16,64	188	2	
0319 CC19,67	159	1	
0365 CC65	14	0	
0507 CLA7	72	4	
0512 CLA12,26	51	1	
0513 CLA13,14,47	246	8	
0524 CLA24	59	3	
0525 CLA25,40	163	3	
0528 CLA28	25	1	
0537 CLA37	119	1	
0563 CLA63	0	0	

		VOTES	PERCENT
COUNCIL MEMBER LADUE WARD 1			
(Vote for) 1			
01 = ART BOND		360	98.90
02 = INVALID WRITE-IN		4	1.10
	01	02	
0507 CLA7	75	0	
0513 CLA13,14,47	230	2	
0524 CLA24	55	2	
0563 CLA63	0	0	

		VOTES	PERCENT
COUNCIL MEMBER LADUE WARD 2			
(Vote for) 1			
01 = JOHN R. FOX		343	99.42
02 = INVALID WRITE-IN		2	.58
	01	02	
0315 CC15 CLA16,64	179	1	
0319 CC19,67	146	0	
0528 CLA28	18	1	

		VOTES	PERCENT
COUNCIL MEMBER LADUE WARD 3			
(Vote for) 1			
01 = BILL BRENNAN		336	99.12
02 = INVALID WRITE-IN		3	.88
	01	02	
0365 CC65	14	0	
0512 CLA12,26	52	0	
0525 CLA25,40	152	2	
0537 CLA37	118	1	

WE, THE BOARD OF ELECTION COMMISSIONERS OF ST. LOUIS COUNTY, MISSOURI, ACTING AS THE VERIFICATION BOARD PURSUANT TO 115.507,R.S.Mo 1978, HEREBY CERTIFY THE FOREGOING TO BE A TRUE AND CORRECT ABSTRACT OF VOTES CAST FOR THE CANDIDATES AND ISSUES AT THE GENERAL MUNICIPAL ELECTION HELD IN ST. LOUIS COUNTY, MISSOURI, ON APRIL 2, 2013. IN TESTIMONY WHEREOF, WE HAVE HEREUNTO SET OUR HAND AT OUR OFFICE IN MAPLEWOOD, ST. LOUIS COUNTY, MISSOURI, ON APRIL 16, 2013.

Richard H. Kellett
RICHARD H. KELLETT, CHAIRMAN

f. Pluemer
ANN PLUEMER, COMMISSIONER

CITY OF LAKESHIRE
 RUN DATE:04/15/13 01:24 PM

GENERAL MUNICIPAL ELECTION
 ST. LOUIS COUNTY, MISSOURI
 TUESDAY, APRIL 2, 2013

OFFICIAL FINAL RESULTS

01 = REGISTERED VOTERS - TOTAL	TOTAL	PERCENT	03 = VOTER TURNOUT - TOTAL	TOTAL	PERCENT
02 = BALLOTS CAST - TOTAL	939				12.67
	119				
	01	02	03		
0626 CON26	230	16	6.96		
0636 CON36	392	56	14.29		
0637 CON37	317	47	14.83		

ALDERPERSON LAKESHIRE WARD 1	VOTES	PERCENT		
(Vote for) 1				
01 = SANDRA R. DAVIS	47	97.92		
02 = INVALID WRITE-IN	1	2.08		
	01	02		
0636 CON36	47	1		

ALDERPERSON LAKESHIRE WARD 2	VOTES	PERCENT		VOTES	PERCENT
(Vote for) 1					
01 = TIMOTHY A. SEHER	21	50.00			
02 = CALVIN W. WHITAKER	20	47.62	03 = INVALID WRITE-IN	1	2.38
	01	02	03		
0637 CON37	21	20	1		

ALDERPERSON LAKESHIRE WARD 3	VOTES	PERCENT		
(Vote for) 1				
01 = DANIEL GEBELEIN	15	100.00		
02 = INVALID WRITE-IN	0			
	01	02		
0626 CON26	15	0		

WE, THE BOARD OF ELECTION COMMISSIONERS OF ST. LOUIS COUNTY, MISSOURI, ACTING AS THE VERIFICATION BOARD PURSUANT TO 115.507, R.S. Mo 1978, HEREBY CERTIFY THE FOREGOING TO BE A TRUE AND CORRECT ABSTRACT OF VOTES CAST FOR THE CANDIDATES AND ISSUES AT THE GENERAL MUNICIPAL ELECTION HELD IN ST. LOUIS COUNTY, MISSOURI, ON APRIL 2, 2013. IN TESTIMONY WHEREOF, WE HAVE HEREUNTO SET OUR HAND AT OUR OFFICE IN MAPLEWOOD, ST. LOUIS COUNTY, MISSOURI, ON APRIL 16, 2013.

Richard H. Kellett
 RICHARD H. KELLETT, CHAIRMAN

Ann Pluemer
 ANN PLUEMER, COMMISSIONER

VILLAGE OF MACKENZIE
 RUN DATE:04/15/13 01:25 PM

GENERAL MUNICIPAL ELECTION
 ST. LOUIS COUNTY, MISSOURI
 TUESDAY, APRIL 2, 2013

OFFICIAL FINAL RESULTS

	TOTAL	PERCENT		TOTAL	PERCENT
01 = REGISTERED VOTERS - TOTAL	98		03 = VOTER TURNOUT - TOTAL		11.22
02 = BALLOTS CAST - TOTAL	11				
	01	02	03		
0939 GRA39	98	11	11.22		

	VOTES	PERCENT		VOTES	PERCENT
TRUSTEE MACKENZIE (Vote for) 3			03 = PATRICIA O. BERRY	8	32.00
01 = CAROL ZANDER	9	36.00	04 = INVALID WRITE-IN	0	
02 = PATRICIA ARRENDELL	8	32.00			
	01	02	03	04	
0939 GRA39	9	8	8	0	

WE, THE BOARD OF ELECTION COMMISSIONERS OF ST. LOUIS COUNTY, MISSOURI, ACTING AS THE VERIFICATION BOARD PURSUANT TO 115.507, R.S. MO 1978, HEREBY CERTIFY THE FOREGOING TO BE A TRUE AND CORRECT ABSTRACT OF VOTES CAST FOR THE CANDIDATES AND ISSUES AT THE GENERAL MUNICIPAL ELECTION HELD IN ST. LOUIS COUNTY, MISSOURI, ON APRIL 2, 2013. IN TESTIMONY WHEREOF, WE HAVE HEREUNTO SET OUR HAND AT OUR OFFICE IN MAPLEWOOD, ST. LOUIS COUNTY, MISSOURI, ON APRIL 16, 2013.

Richard H. Kellett
 RICHARD H. KELLETT, CHAIRMAN

f. Pluemer
 ANN PLUEMER, COMMISSIONER

CITY OF MANCHESTER
 RUN DATE:04/15/13 01:25 PM

GENERAL MUNICIPAL ELECTION
 ST. LOUIS COUNTY, MISSOURI
 TUESDAY, APRIL 2, 2013

OFFICIAL FINAL RESULTS

	TOTAL	PERCENT		TOTAL	PERCENT
01 = REGISTERED VOTERS - TOTAL	13,222		03 = VOTER TURNOUT - TOTAL	13.56	
02 = BALLOTS CAST - TOTAL	1,793				
	01	02	03		
1202 LAF2	1385	212	15.31		
1203 LAF3	135	15	11.11		
1814 MR14	346	60	17.34		
1830 MR30	523	43	8.22		
1857 MR57	559	71	12.70		
1858 MR58	1163	174	14.96		
2302 QUE2,14,22	1475	159	10.78		
2303 QUE3	135	12	8.89		
2304 QUE4	454	88	19.38		
2307 QUE7	805	105	13.04		
2310 QUE10	396	74	18.69		
2316 QUE16	445	52	11.69		
2318 QUE18	912	150	16.45		
2323 QUE23	861	106	12.31		
2329 QUE29	1483	176	11.87		
2330 QUE30	134	17	12.69		
2339 QUE39	1154	136	11.79		
2344 QUE44	857	143	16.69		

ALDERPERSON MANCHESTER WARD 1
 (Vote for) 1

	VOTES	PERCENT
01 = PAUL C. HAMILL	408	96.68
02 = INVALID WRITE-IN	14	3.32

	01	02
1203 LAF3	13	1
1814 MR14	49	0
1830 MR30	39	1
2302 QUE2,14,22	134	8
2310 QUE10	61	4
2323 QUE23	96	0
2330 QUE30	16	0

ALDERPERSON MANCHESTER WARD 2
 (Vote for) 1

	VOTES	PERCENT
01 = MIKE CLEMENT	563	98.95
02 = INVALID WRITE-IN	6	1.05

	01	02
1857 MR57	65	2
1858 MR58	149	1
2303 QUE3	12	0
2307 QUE7	93	0
2339 QUE39	112	2
2344 QUE44	132	1

ALDERPERSON MANCHESTER WARD 3
 (Vote for) 1

	VOTES	PERCENT	VOTES	PERCENT
01 = JOHN A. SCHRADER	416	65.51		
02 = TONY MUELLER	217	34.17	03 = INVALID WRITE-IN	2 .31

	01	02	03
1202 LAF2	128	66	1
2304 QUE4	64	19	0
2316 QUE16	32	18	0
2318 QUE18	89	56	1
2329 QUE29	103	58	0

WE, THE BOARD OF ELECTION COMMISSIONERS OF ST. LOUIS COUNTY, MISSOURI, ACTING AS THE VERIFICATION BOARD PURSUANT TO 115.507,R.S.Mo 1978, HEREBY CERTIFY THE FOREGOING TO BE A TRUE AND CORRECT ABSTRACT OF VOTES CAST FOR THE CANDIDATES AND ISSUES AT THE GENERAL MUNICIPAL ELECTION HELD IN ST. LOUIS COUNTY, MISSOURI, ON APRIL 2, 2013. IN TESTIMONY WHEREOF, WE HAVE HEREUNTO SET OUR HAND AT OUR OFFICE IN MAPLEWOOD, ST. LOUIS COUNTY, MISSOURI, ON APRIL 16, 2013.

Richard H. Kellett
 RICHARD H. KELLETT, CHAIRMAN

f. Pluemmer
 ANN PLUEMER, COMMISSIONER

CITY OF MAPLEWOOD
RUN DATE:04/15/13 01:25 PM

GENERAL MUNICIPAL ELECTION
ST. LOUIS COUNTY, MISSOURI
TUESDAY, APRIL 2, 2013

OFFICIAL FINAL RESULTS

	TOTAL	PERCENT		TOTAL	PERCENT
01 = REGISTERED VOTERS - TOTAL	5,438		03 = VOTER TURNOUT - TOTAL		25.34
02 = BALLOTS CAST - TOTAL	1,378				
	01	02	03		
1019 HAD19	109	37	33.94		
1030 HAD30,31,34	1372	320	23.32		
1032 HAD32	1554	327	21.04		
1033 HAD33,35	1905	558	29.29		
1044 HAD44	39	11	28.21		
1045 HAD45	308	89	28.90		
1046 HAD46	151	36	23.84		

	VOTES	PERCENT
MAYOR MAPLEWOOD (Vote for) 1		
01 = JAMES P. WHITE	1,117	92.77
02 = INVALID WRITE-IN	87	7.23
	01	02
1019 HAD19	34	0
1030 HAD30,31,34	255	15
1032 HAD32	250	35
1033 HAD33,35	459	32
1044 HAD44	8	0
1045 HAD45	80	5
1046 HAD46	31	0

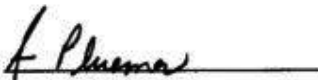
	VOTES	PERCENT
COUNCIL MEMBER MAPLEWOOD WARD 1 (Vote for) 1		
01 = DAVID J. CERVEN	310	97.79
02 = INVALID WRITE-IN	7	2.21
	01	02
1030 HAD30,31,34	230	5
1044 HAD44	7	0
1045 HAD45	73	2

	VOTES	PERCENT
COUNCIL MEMBER MAPLEWOOD WARD 2 (Vote for) 1		
01 = FRED P. WOLF	304	93.25
02 = INVALID WRITE-IN	22	6.75
	01	02
1019 HAD19	33	1
1032 HAD32	244	21
1046 HAD46	27	0

	VOTES	PERCENT
COUNCIL MEMBER MAPLEWOOD WARD 3 (Vote for) 1		
01 = SHAWN FAULKINGHAM	450	95.95
02 = INVALID WRITE-IN	19	4.05
	01	02
1033 HAD33,35	450	19

WE, THE BOARD OF ELECTION COMMISSIONERS OF ST. LOUIS COUNTY, MISSOURI, ACTING AS THE VERIFICATION BOARD PURSUANT TO 115.507,R.S.Mo 1978, HEREBY CERTIFY THE FOREGOING TO BE A TRUE AND CORRECT ABSTRACT OF VOTES CAST FOR THE CANDIDATES AND ISSUES AT THE GENERAL MUNICIPAL ELECTION HELD IN ST. LOUIS COUNTY, MISSOURI, ON APRIL 2, 2013. IN TESTIMONY WHEREOF, WE HAVE HEREUNTO SET OUR HAND AT OUR OFFICE IN MAPLEWOOD, ST. LOUIS COUNTY, MISSOURI, ON APRIL 16, 2013.


RICHARD H. KELLETT, CHAIRMAN


ANN PLUEMER, COMMISSIONER

MAPLEWOOD PROP Q
 RUN DATE:04/16/13 11:18 AM

GENERAL MUNICIPAL ELECTION
 ST. LOUIS COUNTY, MISSOURI
 TUESDAY, APRIL 2, 2013

OFFICIAL FINAL RESULTS

		WITH 4 OF 4 PRECINCTS REPORTING			TOTAL PERCENT	
		TOTAL	PERCENT			TOTAL PERCENT
01 = REGISTERED VOTERS - TOTAL		5,438		03 = VOTER TURNOUT - TOTAL		25.41
02 = BALLOTS CAST - TOTAL		1,382				
		01	02	03		
1019	HAD19,45	417	126	30.22		
1030	HAD30,31,34,46	1523	357	23.44		
1032	HAD32	1554	328	21.11		
1033	HAD33,35,44	1944	571	29.37		


=====

		VOTES		PERCENT	WITH 4 OF 4 REPORTING	
MAPLEWOOD-PROPOSITION Q						
ORDINANCE No. 5689						
(Vote for) 1						
01 = YES		960		69.62		
02 = NO		419		30.38		
		01	02			
1019	HAD19,45	102	23			
1030	HAD30,31,34,46	242	115			
1032	HAD32	209	119			
1033	HAD33,35,44	407	162			

=====

WE, THE BOARD OF ELECTION COMMISSIONERS OF ST. LOUIS COUNTY, MISSOURI, ACTING AS THE VERIFICATION BOARD PURSUANT TO 115.507,R.S.Mo 1978, HEREBY CERTIFY THE FOREGOING TO BE A TRUE AND CORRECT ABSTRACT OF VOTES CAST FOR THE CANDIDATES AND ISSUES AT THE GENERAL MUNICIPAL ELECTION HELD IN ST. LOUIS COUNTY, MISSOURI, ON APRIL 2, 2013. IN TESTIMONY WHEREOF, WE HAVE HEREUNTO SET OUR HAND AT OUR OFFICE IN MAPLEWOOD, ST. LOUIS COUNTY, MISSOURI, ON APRIL 16, 2013.


 RICHARD H. KELLETT, CHAIRMAN


 ANN PLUEMER, COMMISSIONER

VILLAGE OF MARLBOROUGH
RUN DATE:04/15/13 01:26 PM

GENERAL MUNICIPAL ELECTION
ST. LOUIS COUNTY, MISSOURI
TUESDAY, APRIL 2, 2013

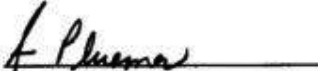
OFFICIAL FINAL RESULTS

	TOTAL	PERCENT		TOTAL	PERCENT
01 = REGISTERED VOTERS - TOTAL	1,093		03 = VOTER TURNOUT - TOTAL		8.51
02 = BALLOTS CAST - TOTAL	93				
	01	02	03		
1105 JEF5,7,41	1093	93	8.51		

	VOTES	PERCENT		VOTES	PERCENT
TRUSTEE MARLBOROUGH (Vote for) 3					
01 = RUTH HOLLANDER ELLIOTT	60	33.52	03 = JOE WENDLING	58	32.40
02 = ROY (SKIP) BORNMUELLER	54	30.17	04 = INVALID WRITE-IN	7	3.91
	01	02	03	04	
1105 JEF5,7,41	60	54	58	7	

WE, THE BOARD OF ELECTION COMMISSIONERS OF ST. LOUIS COUNTY, MISSOURI, ACTING AS THE VERIFICATION BOARD PURSUANT TO 115.507, R.S. MO 1978, HEREBY CERTIFY THE FOREGOING TO BE A TRUE AND CORRECT ABSTRACT OF VOTES CAST FOR THE CANDIDATES AND ISSUES AT THE GENERAL MUNICIPAL ELECTION HELD IN ST. LOUIS COUNTY, MISSOURI, ON APRIL 2, 2013. IN TESTIMONY WHEREOF, WE HAVE HEREUNTO SET OUR HAND AT OUR OFFICE IN MAPLEWOOD, ST. LOUIS COUNTY, MISSOURI, ON APRIL 16, 2013.


RICHARD H. KELLETT, CHAIRMAN


ANN PLUEMER, COMMISSIONER

	01 = REGISTERED VOTERS - TOTAL	02 = BALLOTS CAST - TOTAL	TOTAL 17,444	PERCENT 1,889	03 = VOTER TURNOUT - TOTAL	TOTAL	PERCENT
	01	02	03				
0132 AP32,37	971	85	8.75				
0141 AP41 MHT17	618	69	11.17				
0308 CC8	6	5	83.33				
0318 CC18	0	0					
1606 MHT6,14,49	1731	212	12.25				
1612 MHT12	37	0	.00				
1615 MHT15 NW53	1418	192	13.54				
1616 MHT16	1	1	100.0				
1618 MHT18,57	2	0	.00				
1620 MHT20,48	1155	186	16.10				
1622 MHT22 NW57	891	106	11.90				
1629 MHT29,61	321	8	2.49				
1630 MHT30,45	171	27	15.79				
1632 MHT32	542	14	2.58				
1636 MHT36,38,58	1162	94	8.09				
1637 MHT37	3	2	66.67				
1641 MHT41	680	16	2.35				
1642 MHT42	443	88	19.86				
1644 MHT44	102	3	2.94				
1646 MHT46	130	6	4.62				
1659 MHT59	3	0	.00				
1660 MHT60	57	2	3.51				
1662 MHT62,63	47	5	10.64				
2101 NW1	1733	175	10.10				
2113 NW13	960	100	10.42				
2119 NW19	360	28	7.78				
2120 NW20	578	95	16.44				
2133 NW33,35	1232	114	9.25				
2138 NW38	3	2	66.67				
2149 NW49,56	1234	161	13.05				
2154 NW54	452	76	16.81				
2155 NW55	401	17	4.24				

COUNCIL MEMBER MARYLAND HEIGHTS WARD 1				VOTES	PERCENT	VOTES		PERCENT
(Vote for) 1						03 = INVALID WRITE-IN		
01 = DON HUNT				251	75.15			
02 = JOHN R. MINTON				81	24.25	2		.60
	01	02	03					
0308 CC8	2	1	0					
0318 CC18	0	0	0					
1606 MHT6,14,49	163	45	1					
1618 MHT18,57	0	0	0					
1632 MHT32	5	7	1					
1641 MHT41	11	5	0					
1642 MHT42	66	20	0					
1644 MHT44	2	1	0					
1646 MHT46	2	2	0					

COUNCIL MEMBER MARYLAND HEIGHTS WARD 2				VOTES	PERCENT			
(Vote for) 1								
01 = EDWIN L. DIRCK				348	97.75			
02 = INVALID WRITE-IN				8	2.25			
	01	02						
0141 AP41 MHT17	54	3						
1612 MHT12	0	0						
1616 MHT16	1	0						
1620 MHT20,48	163	4						
1629 MHT29,61	7	0						
1630 MHT30,45	21	0						
1636 MHT36,38,58	83	1						
1659 MHT59	0	0						
1660 MHT60	1	0						
1662 MHT62,63	4	0						
2155 NW55	14	0						

COUNCIL MEMBER MARYLAND HEIGHTS WARD 3				VOTES	PERCENT	VOTES		PERCENT
(Vote for) 1						03 = INVALID WRITE-IN		
01 = MICHAEL ROBERT HACHMEISTER				294	52.59			
02 = JILL NICOLE SCHALLER				260	46.51	5		.89
	01	02	03					
0132 AP32,37	45	32	0					
1615 MHT15 NW53	95	72	1					
1622 MHT22 NW57	48	45	3					
1637 MHT37	2	0	0					
2138 NW38	0	2	0					
2149 NW49,56	66	76	1					
2154 NW54	38	33	0					

COUNCIL MEMBER MARYLAND HEIGHTS WARD 4

(Vote for) 1

01 = NORMAN A. (NORM) RHEA

02 = INVALID WRITE-IN

465 98.10

9 1.90

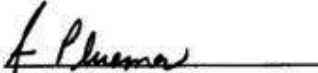
01 02

2101 NW1	162	3
2113 NW13	89	1
2119 NW19	27	0
2120 NW20	82	0
2133 NW33,35	105	5

=====

WE, THE BOARD OF ELECTION COMMISSIONERS OF ST. LOUIS COUNTY, MISSOURI, ACTING AS THE VERIFICATION BOARD PURSUANT TO 115.507, R.S. MO 1978, HEREBY CERTIFY THE FOREGOING TO BE A TRUE AND CORRECT ABSTRACT OF VOTES CAST FOR THE CANDIDATES AND ISSUES AT THE GENERAL MUNICIPAL ELECTION HELD IN ST. LOUIS COUNTY, MISSOURI, ON APRIL 2, 2013. IN TESTIMONY WHEREOF, WE HAVE HEREUNTO SET OUR HAND AT OUR OFFICE IN MAPLEWOOD, ST. LOUIS COUNTY, MISSOURI, ON APRIL 16, 2013.


RICHARD H. KELLETT, CHAIRMAN


ANN PLUEMER, COMMISSIONER

CITY OF MOLINE ACRES
 RUN DATE:04/15/13 01:29 PM

GENERAL MUNICIPAL ELECTION
 ST. LOUIS COUNTY, MISSOURI
 TUESDAY, APRIL 2, 2013

OFFICIAL FINAL RESULTS

	TOTAL	PERCENT		TOTAL	PERCENT
01 = REGISTERED VOTERS - TOTAL	1,818		03 = VOTER TURNOUT - TOTAL		15.18
02 = BALLOTS CAST - TOTAL	276				
	01	02	03		
2043 NRW43	897	119	13.27		
2044 NRW44	425	87	20.47		
2045 NRW45	44	1	2.27		
2046 NRW46	452	69	15.27		

	VOTES				PERCENT		VOTES		PERCENT
ALDERPERSON MOLINE ACRES WARD 1 (Vote for) 1									
01 = JANICE JONES			37	24.34		03 = AMERIE JEAN HAYNES	21	13.82	
02 = DONNA JEAN DILLINGHAM			94	61.84		04 = INVALID WRITE-IN	0		
	01	02	03	04					
2044 NRW44	26	51	7	0					
2046 NRW46	11	43	14	0					

	VOTES				PERCENT		VOTES		PERCENT
ALDERPERSON MOLINE ACRES WARD 2 (Vote for) 1									
01 = DARLENE BELL			73	61.34		03 = PERNELL BEASLEY	36	30.25	
02 = STEVEN EUGENE JOHNSON			10	8.40		04 = INVALID WRITE-IN	0		
	01	02	03	04					
2043 NRW43	72	10	36	0					
2045 NRW45	1	0	0	0					

	VOTES		PERCENT	
MOLINE ACRES-PROPOSITION S **BONDS-STREET IMPROV (57.15% NEEDED)** (Vote for) 1				
01 = YES	177	64.36		
02 = NO	98	35.64		
	01	02		
2043 NRW43	70	49		
2044 NRW44	58	28		
2045 NRW45	0	1		
2046 NRW46	49	20		

WE, THE BOARD OF ELECTION COMMISSIONERS OF ST. LOUIS COUNTY, MISSOURI, ACTING AS THE VERIFICATION BOARD PURSUANT TO 115.507, R.S. MO 1978, HEREBY CERTIFY THE FOREGOING TO BE A TRUE AND CORRECT ABSTRACT OF VOTES CAST FOR THE CANDIDATES AND ISSUES AT THE GENERAL MUNICIPAL ELECTION HELD IN ST. LOUIS COUNTY, MISSOURI, ON APRIL 2, 2013. IN TESTIMONY WHEREOF, WE HAVE HEREUNTO SET OUR HAND AT OUR OFFICE IN MAPLEWOOD, ST. LOUIS COUNTY, MISSOURI, ON APRIL 16, 2013.

Richard H. Kellett
 RICHARD H. KELLETT, CHAIRMAN

Ann Pluemer
 ANN PLUEMER, COMMISSIONER

CITY OF NORMANDY
 RUN DATE:04/15/13 01:29 PM

GENERAL MUNICIPAL ELECTION
 ST. LOUIS COUNTY, MISSOURI
 TUESDAY, APRIL 2, 2013

OFFICIAL FINAL RESULTS

	TOTAL	PERCENT		TOTAL	PERCENT
01 = REGISTERED VOTERS - TOTAL	2,675		03 = VOTER TURNOUT - TOTAL		21.98
02 = BALLOTS CAST - TOTAL	588				
	01	02	03		
1912 NOR12	734	123	16.76		
1913 NOR13	149	37	24.83		
1918 NOR18	528	86	16.29		
1930 NOR30	742	262	35.31		
1950 NOR50	67	3	4.48		
1953 NOR53	455	77	16.92		

	VOTES	PERCENT		VOTES	PERCENT
MAYOR NORMANDY			03 = INVALID WRITE-IN	1	.17
(Vote for) 1					
01 = PATRICK B. GREEN	423	73.31			
02 = ERMA G. RATLIF	153	26.52			
	01	02	03		
1912 NOR12	86	36	0		
1913 NOR13	27	9	1		
1918 NOR18	65	19	0		
1930 NOR30	194	64	0		
1950 NOR50	3	0	0		
1953 NOR53	48	25	0		

	VOTES	PERCENT		VOTES	PERCENT
COUNCIL MEMBER NORMANDY WARD 1			02 = INVALID WRITE-IN		
(Vote for) 1					
01 = LELIA B. MARTIN	102	98.08			
02 = INVALID WRITE-IN	2	1.92			
	01	02			
1912 NOR12	102	2			

	VOTES	PERCENT		VOTES	PERCENT
COUNCIL MEMBER NORMANDY WARD 2			02 = INVALID WRITE-IN		
(Vote for) 1					
01 = DELRITA E. FUTRELL	107	98.17			
02 = INVALID WRITE-IN	2	1.83			
	01	02			
1913 NOR13	36	1			
1918 NOR18	71	1			

	VOTES	PERCENT		VOTES	PERCENT
COUNCIL MEMBER NORMANDY WARD 3			03 = INVALID WRITE-IN	1	.39
(Vote for) 1					
01 = VINCENT P. WALLACE, SR.	119	46.48			
02 = TERRY GANNON	136	53.13			
	01	02	03		
1930 NOR30	119	136	1		

	VOTES	PERCENT		VOTES	PERCENT
COUNCIL MEMBER NORMANDY WARD 4			03 = BRIAN QUINLISK	39	52.00
(Vote for) 1			04 = INVALID WRITE-IN	0	
01 = AL LASSITER	28	37.33			
02 = CHANTIE L. MITCHELL	8	10.67			
	01	02	03	04	
1950 NOR50	2	0	1	0	
1953 NOR53	26	8	38	0	

WE, THE BOARD OF ELECTION COMMISSIONERS OF ST. LOUIS COUNTY, MISSOURI, ACTING AS THE VERIFICATION BOARD PURSUANT TO 115.507, R.S. MO 1978, HEREBY CERTIFY THE FOREGOING TO BE A TRUE AND CORRECT ABSTRACT OF VOTES CAST FOR THE CANDIDATES AND ISSUES AT THE GENERAL MUNICIPAL ELECTION HELD IN ST. LOUIS COUNTY, MISSOURI, ON APRIL 2, 2013. IN TESTIMONY WHEREOF, WE HAVE HEREUNTO SET OUR HAND AT OUR OFFICE IN MAPLEWOOD, ST. LOUIS COUNTY, MISSOURI, ON APRIL 16, 2013.

Richard H. Kellett
 RICHARD H. KELLETT, CHAIRMAN

Ann Pluemer
 ANN PLUEMER, COMMISSIONER

CITY OF NORTHWOODS
RUN DATE:04/15/13 01:30 PM

GENERAL MUNICIPAL ELECTION
ST. LOUIS COUNTY, MISSOURI
TUESDAY, APRIL 2, 2013

OFFICIAL FINAL RESULTS

01 = REGISTERED VOTERS - TOTAL	TOTAL	PERCENT	03 = VOTER TURNOUT - TOTAL	TOTAL	PERCENT
02 = BALLOTS CAST - TOTAL	3,362				21.53
	724				
	01	02	03		
1905 NOR5	685	105	15.33		
1906 NOR6	967	149	15.41		
1907 NOR7	723	167	23.10		
1929 NOR29	987	303	30.70		

MAYOR NORTHWOODS	VOTES	PERCENT		VOTES	PERCENT
(Vote for) 1					
01 = EVERETT R. THOMAS	540	75.42			
02 = MARSHALL HURD	171	23.88	03 = INVALID WRITE-IN	5	.70
	01	02	03		
1905 NOR5	68	34	0		
1906 NOR6	118	30	1		
1907 NOR7	132	32	1		
1929 NOR29	222	75	3		

COLLECTOR NORTHWOODS	VOTES	PERCENT		VOTES	PERCENT
(Vote for) 1					
01 = LENO HOLMES	612	99.84			
02 = INVALID WRITE-IN	1	.16			
	01	02			
1905 NOR5	82	0			
1906 NOR6	122	0			
1907 NOR7	146	1			
1929 NOR29	262	0			

ALDERPERSON NORTHWOODS WARD 1	VOTES	PERCENT		VOTES	PERCENT
(Vote for) 1					
01 = MAGGIE M. STRONG	157	52.86			
02 = DIANE WHALEN	140	47.14	03 = INVALID WRITE-IN	0	
	01	02	03		
1929 NOR29	157	140	0		

ALDERPERSON NORTHWOODS WARD 2	VOTES	PERCENT		VOTES	PERCENT
(Vote for) 1					
01 = ERROL S. BUSH	137	99.28			
02 = INVALID WRITE-IN	1	.72			
	01	02			
1907 NOR7	137	1			

ALDERPERSON NORTHWOODS WARD 3	VOTES	PERCENT		VOTES	PERCENT
(Vote for) 1					
01 = DAVID L. TOLLIVER	128	99.22			
02 = INVALID WRITE-IN	1	.78			
	01	02			
1906 NOR6	128	1			

ALDERPERSON NORTHWOODS WARD 4	VOTES	PERCENT		VOTES	PERCENT
(Vote for) 1					
01 = F. BAIN	85	98.84			
02 = INVALID WRITE-IN	1	1.16			
	01	02			
1905 NOR5	85	1			

WE, THE BOARD OF ELECTION COMMISSIONERS OF ST. LOUIS COUNTY, MISSOURI, ACTING AS THE VERIFICATION BOARD PURSUANT TO 115.507,R.S.Mo 1978, HEREBY CERTIFY THE FOREGOING TO BE A TRUE AND CORRECT ABSTRACT OF VOTES CAST FOR THE CANDIDATES AND ISSUES AT THE GENERAL MUNICIPAL ELECTION HELD IN ST. LOUIS COUNTY, MISSOURI, ON APRIL 2, 2013. IN TESTIMONY WHEREOF, WE HAVE HEREUNTO SET OUR HAND AT OUR OFFICE IN MAPLEWOOD, ST. LOUIS COUNTY, MISSOURI, ON APRIL 16, 2013.

Richard H. Kellett
RICHARD H. KELLETT, CHAIRMAN

Ann Plumer
ANN PLUMER, COMMISSIONER

TOWN OF NORWOOD COURT
RUN DATE:04/15/13 01:30 PM

GENERAL MUNICIPAL ELECTION
ST. LOUIS COUNTY, MISSOURI
TUESDAY, APRIL 2, 2013

OFFICIAL FINAL RESULTS

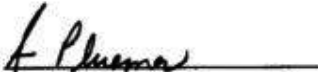
	TOTAL	PERCENT		TOTAL	PERCENT
01 = REGISTERED VOTERS - TOTAL	490		03 = VOTER TURNOUT - TOTAL		10.41
02 = BALLOTS CAST - TOTAL	51				
	01	02	03		
1936 NOR36	490	51	10.41		

	VOTES			PERCENT				VOTES		PERCENT	
TRUSTEE NORWOOD COURT (Vote for) 3											
01 = GENE A. SMITH	32			24.06			04 = MARSHALL GUYTON	22	16.54		
02 = EMMIT R. STEWART	21			15.79			05 = DANA GUYTON	27	20.30		
03 = ANNA P. HOLLINS	29			21.80			06 = INVALID WRITE-IN	2	1.50		
	01	02	03	04	05	06					
1936 NOR36	32	21	29	22	27	2					

	VOTES		PERCENT	
NORWOOD COURT-PROPOSITION A **SALES TAX-CAPITAL IMPROV** (Vote for) 1				
01 = YES	31	64.58		
02 = NO	17	35.42		
	01	02		
1936 NOR36	31	17		

WE, THE BOARD OF ELECTION COMMISSIONERS OF ST. LOUIS COUNTY, MISSOURI, ACTING AS THE VERIFICATION BOARD PURSUANT TO 115.507,R.S.Mo 1978, HEREBY CERTIFY THE FOREGOING TO BE A TRUE AND CORRECT ABSTRACT OF VOTES CAST FOR THE CANDIDATES AND ISSUES AT THE GENERAL MUNICIPAL ELECTION HELD IN ST. LOUIS COUNTY, MISSOURI, ON APRIL 2, 2013. IN TESTIMONY WHEREOF, WE HAVE HEREUNTO SET OUR HAND AT OUR OFFICE IN MAPLEWOOD, ST. LOUIS COUNTY, MISSOURI, ON APRIL 16, 2013.


RICHARD H. KELLETT, CHAIRMAN


ANN PLUEMER, COMMISSIONER

CITY OF OAKLAND
RUN DATE:04/15/13 01:30 PM

GENERAL MUNICIPAL ELECTION
ST. LOUIS COUNTY, MISSOURI
TUESDAY, APRIL 2, 2013

OFFICIAL FINAL RESULTS

	TOTAL	PERCENT		TOTAL	PERCENT
01 = REGISTERED VOTERS - TOTAL	931				
02 = BALLOTS CAST - TOTAL	203		03 = VOTER TURNOUT - TOTAL		21.80
	01	02	03		
1103 JEF3	575	140	24.35		
1104 JEF4	356	63	17.70		

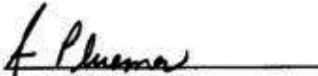
	VOTES	PERCENT
MAYOR OAKLAND (Vote for) 1		
01 = PAUL MARTI	173	98.30
02 = INVALID WRITE-IN	3	1.70
	01	02
1103 JEF3	118	1
1104 JEF4	55	2

	VOTES	PERCENT
ALDERPERSON OAKLAND WARD 1 (Vote for) 1		
01 = TOM STEUBY	120	100.00
02 = INVALID WRITE-IN	0	
	01	02
1103 JEF3	120	0

	VOTES	PERCENT
ALDERPERSON OAKLAND WARD 2 (Vote for) 1		
01 = MICHAEL GODSY	53	98.15
02 = INVALID WRITE-IN	1	1.85
	01	02
1104 JEF4	53	1

WE, THE BOARD OF ELECTION COMMISSIONERS OF ST. LOUIS COUNTY, MISSOURI, ACTING AS THE VERIFICATION BOARD PURSUANT TO 115.507, R.S. MO 1978, HEREBY CERTIFY THE FOREGOING TO BE A TRUE AND CORRECT ABSTRACT OF VOTES CAST FOR THE CANDIDATES AND ISSUES AT THE GENERAL MUNICIPAL ELECTION HELD IN ST. LOUIS COUNTY, MISSOURI, ON APRIL 2, 2013. IN TESTIMONY WHEREOF, WE HAVE HEREUNTO SET OUR HAND AT OUR OFFICE IN MAPLEWOOD, ST. LOUIS COUNTY, MISSOURI, ON APRIL 16, 2013.


RICHARD H. KELLETT, CHAIRMAN


ANN PLUEMER, COMMISSIONER

CITY OF OLIVETTE
 RUN DATE:04/15/13 01:31 PM

GENERAL MUNICIPAL ELECTION
 ST. LOUIS COUNTY, MISSOURI
 TUESDAY, APRIL 2, 2013

OFFICIAL FINAL RESULTS

	TOTAL			PERCENT	TOTAL			PERCENT
01 = REGISTERED VOTERS - TOTAL	5,818				03 = VOTER TURNOUT - TOTAL			18.01
02 = BALLOTS CAST - TOTAL	1,048							
	01	02	03					
0312 CC12,13,22,61 MID1,13,28+	1544	350	22.67					
1716 MID16,41,63	1685	239	14.18					
1717 MID17,29,34,36,37,49,51+	2422	449	18.54					
1757 MID57,62	167	10	5.99					

	VOTES			PERCENT	VOTES			PERCENT
COUNCIL MEMBER OLIVETTE (Vote for) 2	751			47.65	03 = INVALID WRITE-IN			56
01 = RUTH SPRINGER	769			48.79				
02 = MISSY WALDMAN	01	02	03					
0312 CC12,13,22,61 MID1,13,28+	257	254	18					
1716 MID16,41,63	161	175	11					
1717 MID17,29,34,36,37,49,51+	325	331	27					
1757 MID57,62	8	9	0					

WE, THE BOARD OF ELECTION COMMISSIONERS OF ST. LOUIS COUNTY, MISSOURI, ACTING AS THE VERIFICATION BOARD PURSUANT TO 115.507,R.S.Mo 1978, HEREBY CERTIFY THE FOREGOING TO BE A TRUE AND CORRECT ABSTRACT OF VOTES CAST FOR THE CANDIDATES AND ISSUES AT THE GENERAL MUNICIPAL ELECTION HELD IN ST. LOUIS COUNTY, MISSOURI, ON APRIL 2, 2013. IN TESTIMONY WHEREOF, WE HAVE HEREUNTO SET OUR HAND AT OUR OFFICE IN MAPLEWOOD, ST. LOUIS COUNTY, MISSOURI, ON APRIL 16, 2013.

Richard H. Kellett
 RICHARD H. KELLETT, CHAIRMAN

f. Pluemer
 ANN PLUEMER, COMMISSIONER

CITY OF OVERLAND
RUN DATE:04/15/13 01:31 PM

GENERAL MUNICIPAL ELECTION
ST. LOUIS COUNTY, MISSOURI
TUESDAY, APRIL 2, 2013

OFFICIAL FINAL RESULTS

	TOTAL	PERCENT		TOTAL	PERCENT
01 = REGISTERED VOTERS - TOTAL	10,452		03 = VOTER TURNOUT - TOTAL		9.99
02 = BALLOTS CAST - TOTAL	1,044				
	01	02	03		
1702 MID2,3,45	1505	204	13.55		
1704 MID4,48	971	67	6.90		
1705 MID5,54,59	1292	96	7.43		
1706 MID6,11	457	45	9.85		
1708 MID8	451	36	7.98		
1709 MID9	841	112	13.32		
1712 MID12,68	1575	151	9.59		
1714 MID14 NOR23	1314	147	11.19		
1726 MID26	137	1	.73		
1731 MID31	1	0	.00		
1743 MID43	1046	109	10.42		
1752 MID52	342	34	9.94		
1753 MID53,58	520	42	8.08		

	VOTES	PERCENT
COUNCIL MEMBER OVERLAND WARD 1 (Vote for) 1		
01 = MARTY A. LITTLE	189	94.50
02 = INVALID WRITE-IN	11	5.50
	01	02
1706 MID6,11	32	5
1712 MID12,68	122	4
1753 MID53,58	35	2


	VOTES	PERCENT
COUNCIL MEMBER OVERLAND WARD 2 (Vote for) 1		
01 = VERNON (JAY) FETSCH	291	94.17
02 = INVALID WRITE-IN	18	5.83
	01	02
1702 MID2,3,45	173	5
1714 MID14 NOR23	118	13
1731 MID31	0	0

	VOTES	PERCENT
COUNCIL MEMBER OVERLAND WARD 3 (Vote for) 1		
01 = PEGGY KELLER	128	94.12
02 = INVALID WRITE-IN	8	5.88
	01	02
1704 MID4,48	52	4
1705 MID5,54,59	75	4
1726 MID26	1	0

	VOTES	PERCENT
COUNCIL MEMBER OVERLAND WARD 4 (Vote for) 1		
01 = TIM JONES	248	95.75
02 = INVALID WRITE-IN	11	4.25
	01	02
1708 MID8	34	1
1709 MID9	87	8
1743 MID43	96	2
1752 MID52	31	0

WE, THE BOARD OF ELECTION COMMISSIONERS OF ST. LOUIS COUNTY, MISSOURI, ACTING AS THE VERIFICATION BOARD PURSUANT TO 115.507,R.S.Mo 1978, HEREBY CERTIFY THE FOREGOING TO BE A TRUE AND CORRECT ABSTRACT OF VOTES CAST FOR THE CANDIDATES AND ISSUES AT THE GENERAL MUNICIPAL ELECTION HELD IN ST. LOUIS COUNTY, MISSOURI, ON APRIL 2, 2013. IN TESTIMONY WHEREOF, WE HAVE HEREUNTO SET OUR HAND AT OUR OFFICE IN MAPLEWOOD, ST. LOUIS COUNTY, MISSOURI, ON APRIL 16, 2013.


RICHARD H. KELLETT, CHAIRMAN


ANN PLUEMER, COMMISSIONER

CITY OF PACIFIC

RUN DATE:04/15/13 01:32 PM

GENERAL MUNICIPAL ELECTION
ST. LOUIS COUNTY, MISSOURI
TUESDAY, APRIL 2, 2013

OFFICIAL FINAL RESULTS

01 = REGISTERED VOTERS - TOTAL
02 = BALLOTS CAST - TOTAL

TOTAL PERCENT
10
1

03 = VOTER TURNOUT - TOTAL

TOTAL PERCENT
10.00

01	02	03
10	1	10.00

1516 MER16

ALDERMAN PACIFIC WARD 1

VOTES PERCENT

(Vote for) 1

01 = MIKE BATES
02 = INVALID WRITE-IN

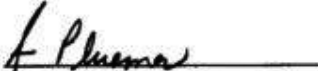
0
0

01	02
0	0

1516 MER16

WE, THE BOARD OF ELECTION COMMISSIONERS OF ST. LOUIS COUNTY, MISSOURI, ACTING AS THE VERIFICATION BOARD PURSUANT TO 115.507,R.S.Mo 1978, HEREBY CERTIFY THE FOREGOING TO BE A TRUE AND CORRECT ABSTRACT OF VOTES CAST FOR THE CANDIDATES AND ISSUES AT THE GENERAL MUNICIPAL ELECTION HELD IN ST. LOUIS COUNTY, MISSOURI, ON APRIL 2, 2013. IN TESTIMONY WHEREOF, WE HAVE HEREUNTO SET OUR HAND AT OUR OFFICE IN MAPLEWOOD, ST. LOUIS COUNTY, MISSOURI, ON APRIL 16, 2013.


RICHARD H. KELLETT, CHAIRMAN


ANN PLUEMER, COMMISSIONER

CITY OF PAGEDALE
 RUN DATE:04/15/13 01:32 PM

GENERAL MUNICIPAL ELECTION
 ST. LOUIS COUNTY, MISSOURI
 TUESDAY, APRIL 2, 2013

OFFICIAL FINAL RESULTS

01 = REGISTERED VOTERS - TOTAL	TOTAL	PERCENT	03 = VOTER TURNOUT - TOTAL	TOTAL	PERCENT
02 = BALLOTS CAST - TOTAL	2,362				14.31
	338				
	01	02	03		
2701 UNV1	738	143	19.38		
2710 UNV10	752	110	14.63		
2717 UNV17	858	84	9.79		
2718 UNV18	14	1	7.14		

ALDERPERSON PAGEDALE WARD 1	VOTES	PERCENT		VOTES	PERCENT
(Vote for) 1					
01 = MARLA SMITH	95	87.16			
02 = ROBERT SMITH	13	11.93	03 = INVALID WRITE-IN	1	.92
	01	02	03		
2710 UNV10	95	13	1		

ALDERPERSON PAGEDALE WARD 2	VOTES	PERCENT			
(Vote for) 1					
01 = MINNIE RHYMES	75	97.40			
02 = INVALID WRITE-IN	2	2.60			
	01	02			
2717 UNV17	75	2			
2718 UNV18	0	0			

ALDERPERSON PAGEDALE WARD 3	VOTES	PERCENT		VOTES	PERCENT
(Vote for) 1					
01 = DEBORAH J. VINCENT	29	20.42	03 = DARLINE CRAWLEY	57	40.14
02 = JAMES THOMASSON	56	39.44	04 = INVALID WRITE-IN	0	
	01	02	03	04	
2701 UNV1	29	56	57	0	

WE, THE BOARD OF ELECTION COMMISSIONERS OF ST. LOUIS COUNTY, MISSOURI, ACTING AS THE VERIFICATION BOARD PURSUANT TO 115.507,R.S.Mo 1978, HEREBY CERTIFY THE FOREGOING TO BE A TRUE AND CORRECT ABSTRACT OF VOTES CAST FOR THE CANDIDATES AND ISSUES AT THE GENERAL MUNICIPAL ELECTION HELD IN ST. LOUIS COUNTY, MISSOURI, ON APRIL 2, 2013. IN TESTIMONY WHEREOF, WE HAVE HEREUNTO SET OUR HAND AT OUR OFFICE IN MAPLEWOOD, ST. LOUIS COUNTY, MISSOURI, ON APRIL 16, 2013.

Richard H. Kellett
 RICHARD H. KELLETT, CHAIRMAN

f. Pluemmer
 ANN PLUEMER, COMMISSIONER

CITY OF PASADENA HILLS
RUN DATE:04/15/13 01:33 PM

GENERAL MUNICIPAL ELECTION
ST. LOUIS COUNTY, MISSOURI
TUESDAY, APRIL 2, 2013

OFFICIAL FINAL RESULTS

	TOTAL	PERCENT		TOTAL	PERCENT
01 = REGISTERED VOTERS - TOTAL	781		03 = VOTER TURNOUT - TOTAL		36.24
02 = BALLOTS CAST - TOTAL	283				
	01	02	03		
1911 NOR11	378	149	39.42		
1942 NOR42	403	134	33.25		

	VOTES	PERCENT
MAYOR PASADENA HILLS (Vote for) 1		
01 = EUGENE P. (GENO) SALVATI	205	93.18
02 = INVALID WRITE-IN	15	6.82
	01	02
1911 NOR11	115	6
1942 NOR42	90	9

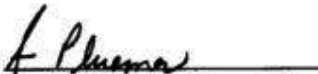
	VOTES	PERCENT
ALDERPERSON PASADENA HILLS WARD 1 (Vote for) 1		
01 = HAROLD McCARTHY	96	94.12
02 = INVALID WRITE-IN	6	5.88
	01	02
1942 NOR42	96	6

	VOTES	PERCENT	VOTES	PERCENT
ALDERPERSON PASADENA HILLS WARD 2 (Vote for) 1				
01 = SUSAN R. PRESS	105	73.94		
02 = KAHLIL MORRIS	36	25.35	03 = INVALID WRITE-IN	1 .70
	01	02	03	
1911 NOR11	105	36	1	

	VOTES	PERCENT
PASADENA HILLS-PROPOSITION T **GENERAL PROPERTY TAX RATE** (Vote for) 1		
01 = YES	63	22.50
02 = NO	217	77.50
	01	02
1911 NOR11	37	110
1942 NOR42	26	107

WE, THE BOARD OF ELECTION COMMISSIONERS OF ST. LOUIS COUNTY, MISSOURI, ACTING AS THE VERIFICATION BOARD PURSUANT TO 115.507, R.S. MO 1978, HEREBY CERTIFY THE FOREGOING TO BE A TRUE AND CORRECT ABSTRACT OF VOTES CAST FOR THE CANDIDATES AND ISSUES AT THE GENERAL MUNICIPAL ELECTION HELD IN ST. LOUIS COUNTY, MISSOURI, ON APRIL 2, 2013. IN TESTIMONY WHEREOF, WE HAVE HEREUNTO SET OUR HAND AT OUR OFFICE IN MAPLEWOOD, ST. LOUIS COUNTY, MISSOURI, ON APRIL 16, 2013.


RICHARD H. KELLETT, CHAIRMAN


ANN PLUEMER, COMMISSIONER

VILLAGE OF PASADENA PARK
 RUN DATE:04/15/13 01:33 PM

GENERAL MUNICIPAL ELECTION
 ST. LOUIS COUNTY, MISSOURI
 TUESDAY, APRIL 2, 2013

OFFICIAL FINAL RESULTS

	TOTAL	PERCENT		TOTAL	PERCENT
01 = REGISTERED VOTERS - TOTAL	347		03 = VOTER TURNOUT - TOTAL		20.17
02 = BALLOTS CAST - TOTAL	70				
	01	02	03		
1939 NOR39	347	70	20.17		

	VOTES	PERCENT		VOTES	PERCENT
TRUSTEE PASADENA PARK (Vote for) 3			03 = CAROLYN D. YOUNG	55	34.16
01 = TIMOTHY J. BRITT	50	31.06	04 = INVALID WRITE-IN	1	.62
02 = ALICE CANAVAN	55	34.16			
	01	02	03	04	
1939 NOR39	50	55	55	1	

WE, THE BOARD OF ELECTION COMMISSIONERS OF ST. LOUIS COUNTY, MISSOURI, ACTING AS THE VERIFICATION BOARD PURSUANT TO 115.507, R.S. MO 1978, HEREBY CERTIFY THE FOREGOING TO BE A TRUE AND CORRECT ABSTRACT OF VOTES CAST FOR THE CANDIDATES AND ISSUES AT THE GENERAL MUNICIPAL ELECTION HELD IN ST. LOUIS COUNTY, MISSOURI, ON APRIL 2, 2013. IN TESTIMONY WHEREOF, WE HAVE HEREUNTO SET OUR HAND AT OUR OFFICE IN MAPLEWOOD, ST. LOUIS COUNTY, MISSOURI, ON APRIL 16, 2013.

Richard H. Kellett
 RICHARD H. KELLETT, CHAIRMAN

f. Pluemer
 ANN PLUEMER, COMMISSIONER

CITY OF PINE LAWN
 RUN DATE:04/15/13 01:33 PM

GENERAL MUNICIPAL ELECTION
 ST. LOUIS COUNTY, MISSOURI
 TUESDAY, APRIL 2, 2013

OFFICIAL FINAL RESULTS

01 = REGISTERED VOTERS - TOTAL	TOTAL	PERCENT	03 = VOTER TURNOUT - TOTAL	TOTAL	PERCENT
02 = BALLOTS CAST - TOTAL	2,515	623			24.77
	01	02	03		
1901 NOR1	621	173	27.86		
1902 NOR2	729	138	18.93		
1903 NOR3	532	181	34.02		
2721 UNV21	633	131	20.70		

MAYOR PINE LAWN (Vote for) 1	VOTES	PERCENT		VOTES	PERCENT
01 = SYLVESTER CALDWELL	430	69.69			
02 = NAKISHA FORD	184	29.82	03 = INVALID WRITE-IN	3	.49
	01	02	03		
1901 NOR1	112	60	1		
1902 NOR2	95	42	0		
1903 NOR3	128	49	1		
2721 UNV21	95	33	1		

ALDERPERSON PINE LAWN WARD 1 (Vote for) 1	VOTES	PERCENT			
01 = OLIMES UNDERWOOD	102	99.03			
02 = INVALID WRITE-IN	1	.97			
	01	02			
2721 UNV21	102	1			

ALDERPERSON PINE LAWN WARD 2 (Vote for) 1	VOTES	PERCENT			
01 = WILLIE BEAL	120	97.56			
02 = INVALID WRITE-IN	3	2.44			
	01	02			
1901 NOR1	120	3			

ALDERPERSON PINE LAWN WARD 3 (Vote for) 1	VOTES	PERCENT		VOTES	PERCENT
01 = JIMMIE MOORE	96	56.80			
02 = JANET WRIGHT	72	42.60	03 = INVALID WRITE-IN	1	.59
	01	02	03		
1903 NOR3	96	72	1		

ALDERPERSON PINE LAWN WARD 4 (Vote for) 1	VOTES	PERCENT			
01 = MARY GRAY	108	99.08			
02 = INVALID WRITE-IN	1	.92			
	01	02			
1902 NOR2	108	1			

WE, THE BOARD OF ELECTION COMMISSIONERS OF ST. LOUIS COUNTY, MISSOURI, ACTING AS THE VERIFICATION BOARD PURSUANT TO 115.507, R.S. MO 1978, HEREBY CERTIFY THE FOREGOING TO BE A TRUE AND CORRECT ABSTRACT OF VOTES CAST FOR THE CANDIDATES AND ISSUES AT THE GENERAL MUNICIPAL ELECTION HELD IN ST. LOUIS COUNTY, MISSOURI, ON APRIL 2, 2013. IN TESTIMONY WHEREOF, WE HAVE HEREUNTO SET OUR HAND AT OUR OFFICE IN MAPLEWOOD, ST. LOUIS COUNTY, MISSOURI, ON APRIL 16, 2013.

Richard H. Kellett
 RICHARD H. KELLETT, CHAIRMAN

Ann Pluemer
 ANN PLUEMER, COMMISSIONER

CITY OF RICHMOND HEIGHTS
 RUN DATE:04/15/13 01:34 PM

GENERAL MUNICIPAL ELECTION
 ST. LOUIS COUNTY, MISSOURI
 TUESDAY, APRIL 2, 2013

OFFICIAL FINAL RESULTS

	01 = REGISTERED VOTERS - TOTAL	02 = BALLOTS CAST - TOTAL	TOTAL 6,689 1,002	PERCENT	03 = VOTER TURNOUT - TOTAL	TOTAL	PERCENT
	01	02	03				
0509 CLA9	495	64	12.93				
0517 CLA17,27	138	23	16.67				
0519 CLA19	229	19	8.30				
0520 CLA20	721	111	15.40				
1020 HAD20	351	41	11.68				
1021 HAD21,24,25,26	1819	219	12.04				
1022 HAD22	449	77	17.15				
1023 HAD23	296	49	16.55				
1027 HAD27	850	130	15.29				
1028 HAD28	717	154	21.48				
1029 HAD29	479	102	21.29				
1043 HAD43	145	13	8.97				

	VOTES			PERCENT	VOTES		PERCENT
COUNCIL MEMBER RICHMOND HGTS DIST 3 (UNEXPIRED TERM)							
(Vote for) 1							
01 = MEGAN MOYLAN			169	67.87			
02 = MARK T. COCKSON			77	30.92	03 = INVALID WRITE-IN	3	1.20
	01	02	03				
1020 HAD20	23	12	1				
1022 HAD22	42	28	1				
1028 HAD28	104	37	1				

	VOTES		PERCENT
RICHMOND HEIGHTS-PROPOSITION S			
LATERAL SEWER			
(Vote for) 1			
01 = YES		558	56.71
02 = NO		426	43.29
	01	02	
0509 CLA9	38	22	
0517 CLA17,27	16	7	
0519 CLA19	15	4	
0520 CLA20	66	44	
1020 HAD20	23	18	
1021 HAD21,24,25,26	106	109	
1022 HAD22	46	31	
1023 HAD23	36	13	
1027 HAD27	65	62	
1028 HAD28	82	68	
1029 HAD29	58	42	
1043 HAD43	7	6	

WE, THE BOARD OF ELECTION COMMISSIONERS OF ST. LOUIS COUNTY, MISSOURI, ACTING AS THE VERIFICATION BOARD PURSUANT TO 115.507,R.S.Mo 1978, HEREBY CERTIFY THE FOREGOING TO BE A TRUE AND CORRECT ABSTRACT OF VOTES CAST FOR THE CANDIDATES AND ISSUES AT THE GENERAL MUNICIPAL ELECTION HELD IN ST. LOUIS COUNTY, MISSOURI, ON APRIL 2, 2013. IN TESTIMONY WHEREOF, WE HAVE HEREUNTO SET OUR HAND AT OUR OFFICE IN MAPLEWOOD, ST. LOUIS COUNTY, MISSOURI, ON APRIL 16, 2013.

Richard H. Kellett
 RICHARD H. KELLETT, CHAIRMAN

f. Pluemmer
 ANN PLUEMER, COMMISSIONER

VILLAGE OF RIVERVIEW
 RUN DATE:04/15/13 01:34 PM

GENERAL MUNICIPAL ELECTION
 ST. LOUIS COUNTY, MISSOURI
 TUESDAY, APRIL 2, 2013

OFFICIAL FINAL RESULTS

	TOTAL	PERCENT		TOTAL	PERCENT
01 = REGISTERED VOTERS - TOTAL	1,565		03 = VOTER TURNOUT - TOTAL		8.31
02 = BALLOTS CAST - TOTAL	130				
	01	02	03		
2431 SF31,32,44	1565	.130	8.31		

	VOTES	PERCENT		VOTES	PERCENT	
TRUSTEE RIVERVIEW (Vote for) 3						
01 = THEO (TED) BROWN, SR.	29	8.36	04 = STEVE PARO	105	30.26	
02 = BRUCE STOCKER	93	26.80	05 = LYNDY FOSTER	27	7.78	
03 = HOWARD PIERCE	90	25.94	06 = INVALID WRITE-IN	3	.86	
	01	02	03	04	05	06
2431 SF31,32,44	29	93	90	105	27	3

WE, THE BOARD OF ELECTION COMMISSIONERS OF ST. LOUIS COUNTY, MISSOURI, ACTING AS THE VERIFICATION BOARD PURSUANT TO 115.507, R.S. MO 1978, HEREBY CERTIFY THE FOREGOING TO BE A TRUE AND CORRECT ABSTRACT OF VOTES CAST FOR THE CANDIDATES AND ISSUES AT THE GENERAL MUNICIPAL ELECTION HELD IN ST. LOUIS COUNTY, MISSOURI, ON APRIL 2, 2013. IN TESTIMONY WHEREOF, WE HAVE HEREUNTO SET OUR HAND AT OUR OFFICE IN MAPLEWOOD, ST. LOUIS COUNTY, MISSOURI, ON APRIL 16, 2013.

Richard H. Kellett
 RICHARD H. KELLETT, CHAIRMAN

f. Pluemer
 ANN PLUEMER, COMMISSIONER

CITY OF ROCK HILL
 RUN DATE:04/15/13 01:34 PM

GENERAL MUNICIPAL ELECTION
 ST. LOUIS COUNTY, MISSOURI
 TUESDAY, APRIL 2, 2013

OFFICIAL FINAL RESULTS

	TOTAL	PERCENT		TOTAL	PERCENT
01 = REGISTERED VOTERS - TOTAL	3,590		03 = VOTER TURNOUT - TOTAL		10.47
02 = BALLOTS CAST - TOTAL	376				
	01	02	03		
0522 CLA22	972	111	11.42		
0523 CLA23,33	1354	136	10.04		
0550 CLA50	707	76	10.75		
0554 CLA54	547	50	9.14		
0565 CLA65	10	3	30.00		


	VOTES	PERCENT
ALDERPERSON ROCK HILL WARD 1 (Vote for) 1		
01 = EDWARD J. (ED) JOHNSON	108	99.08
02 = INVALID WRITE-IN	1	.92
	01	02
0550 CLA50	66	1
0554 CLA54	42	0

	VOTES	PERCENT
ALDERPERSON ROCK HILL WARD 2 (Vote for) 1		
01 = CHRIS GRABER	90	95.74
02 = INVALID WRITE-IN	4	4.26
	01	02
0522 CLA22	90	4

	VOTES	PERCENT
ALDERPERSON ROCK HILL WARD 3 (Vote for) 1		
01 = MARY WOFFORD	121	99.18
02 = INVALID WRITE-IN	1	.82
	01	02
0523 CLA23,33	118	1
0565 CLA65	3	0

WE, THE BOARD OF ELECTION COMMISSIONERS OF ST. LOUIS COUNTY, MISSOURI, ACTING AS THE VERIFICATION BOARD PURSUANT TO 115.507,R.S.Mo 1978, HEREBY CERTIFY THE FOREGOING TO BE A TRUE AND CORRECT ABSTRACT OF VOTES CAST FOR THE CANDIDATES AND ISSUES AT THE GENERAL MUNICIPAL ELECTION HELD IN ST. LOUIS COUNTY, MISSOURI, ON APRIL 2, 2013. IN TESTIMONY WHEREOF, WE HAVE HEREUNTO SET OUR HAND AT OUR OFFICE IN MAPLEWOOD, ST. LOUIS COUNTY, MISSOURI, ON APRIL 16, 2013.


 RICHARD H. KELLETT, CHAIRMAN


 ANN PLUEMER, COMMISSIONER

CITY OF SHREWSBURY
 RUN DATE:04/17/13 01:34 PM

GENERAL MUNICIPAL ELECTION
 ST. LOUIS COUNTY, MISSOURI
 TUESDAY, APRIL 2, 2013

OFFICIAL FINAL RESULTS

	TOTAL	PERCENT		TOTAL	PERCENT
01 = REGISTERED VOTERS - TOTAL	4,456		03 = VOTER TURNOUT - TOTAL		18.04
02 = BALLOTS CAST - TOTAL	804				
	01	02	03		
1006 HAD6	356	70	19.66		
1007 HAD7,41	535	105	19.63		
1039 HAD39	398	44	11.06		
1040 HAD40	476	107	22.48		
1106 JEF6,21	355	67	18.87		
1109 JEF9,12	526	112	21.29		
1111 JEF11	350	83	23.71		
1115 JEF15	482	105	21.78		
1129 JEF29,38	978	111	11.35		

	VOTES			PERCENT		VOTES		PERCENT
ALDERPERSON SHREWSBURY WARD 1								
(Vote for) 1								
01 = ELMER KAUFFMANN	217			74.57	03 = INVALID WRITE-IN	0		
02 = TIMOTHY GABRIAN	74			25.43				
	01	02	03					
1007 HAD7,41	85	19	0					
1040 HAD40	84	21	0					
1111 JEF11	48	34	0					

	VOTES			PERCENT		VOTES		PERCENT
ALDERPERSON SHREWSBURY WARD 2								
(Vote for) 1								
01 = RICK STEINGRUBY	207			93.67				
02 = INVALID WRITE-IN	14			6.33				
	01	02						
1006 HAD6	52	4						
1039 HAD39	29	4						
1106 JEF6,21	47	1						
1109 JEF9,12	79	5						

	VOTES			PERCENT		VOTES		PERCENT
ALDERPERSON SHREWSBURY WARD 3								
(Vote for) 1								
01 = MIKE TRAVAGLINI	148			86.55				
02 = INVALID WRITE-IN	23			13.45				
	01	02						
1115 JEF15	74	9						
1129 JEF29,38	74	14						

WE, THE BOARD OF ELECTION COMMISSIONERS OF ST. LOUIS COUNTY, MISSOURI, ACTING AS THE VERIFICATION BOARD PURSUANT TO 115.507,R.S.Mo 1978, HEREBY CERTIFY THE FOREGOING TO BE A TRUE AND CORRECT ABSTRACT OF VOTES CAST FOR THE CANDIDATES AND ISSUES AT THE GENERAL MUNICIPAL ELECTION HELD IN ST. LOUIS COUNTY, MISSOURI, ON APRIL 2, 2013. IN TESTIMONY WHEREOF, WE HAVE HEREUNTO SET OUR HAND AT OUR OFFICE IN MAPLEWOOD, ST. LOUIS COUNTY, MISSOURI, ON APRIL 16, 2013.

Richard H. Kellett
 RICHARD H. KELLETT, CHAIRMAN

f. Pluemer
 ANN PLUEMER, COMMISSIONER

CITY OF ST. ANN
 RUN DATE:04/15/13 01:35 PM

GENERAL MUNICIPAL ELECTION
 ST. LOUIS COUNTY, MISSOURI
 TUESDAY, APRIL 2, 2013

OFFICIAL FINAL RESULTS

	01 = REGISTERED VOTERS - TOTAL	02 = BALLOTS CAST - TOTAL	TOTAL 8,495 2,558	PERCENT	03 = VOTER TURNOUT - TOTAL	TOTAL	PERCENT
							30.11
	01	02	03				
0104 AP4,28 MID50	1570	337	21.46				
0108 AP8,24	1113	258	23.18				
0111 AP11,20,25	679	164	24.15				
0130 AP30	210	17	8.10				
0131 AP31	839	241	28.72				
0133 AP33	270	93	34.44				
0140 AP40 MID56	919	376	40.91				
0144 AP44	411	126	30.66				
0146 AP46	55	26	47.27				
0149 AP49	744	293	39.38				
1723 MID23	530	170	32.08				
1727 MID27	354	131	37.01				
1742 MID42	521	216	41.46				
1746 MID46	280	110	39.29				

	VOTES			PERCENT	VOTES			PERCENT
MARSHAL-COLLECTOR ST. ANN (Vote for) 1								
01 = AARON JIMENEZ	1,891			74.27				
02 = JIM JACOBS	654			25.69	03 = INVALID WRITE-IN	1	.04	
	01	02	03					
0104 AP4,28 MID50	228	107	1					
0108 AP8,24	158	99	0					
0111 AP11,20,25	137	27	0					
0130 AP30	13	4	0					
0131 AP31	181	58	0					
0133 AP33	72	21	0					
0140 AP40 MID56	310	65	0					
0144 AP44	98	28	0					
0146 AP46	15	11	0					
0149 AP49	220	72	0					
1723 MID23	136	32	0					
1727 MID27	101	29	0					
1742 MID42	142	73	0					
1746 MID46	80	28	0					

	VOTES			PERCENT	VOTES			PERCENT
ALDERPERSON ST. ANN WARD 1 (Vote for) 1								
01 = STEVE TRIPLETT	328			63.94				
02 = LEO G. McGEOGHEGAN	182			35.48	03 = INVALID WRITE-IN	3	.58	
	01	02	03					
0108 AP8,24	153	95	2					
1723 MID23	108	53	0					
1746 MID46	67	34	1					

	VOTES			PERCENT	VOTES			PERCENT
ALDERPERSON ST. ANN WARD 2 (Vote for) 1								
01 = AMY POELKER	432			98.63				
02 = INVALID WRITE-IN	6			1.37				
	01	02						
0111 AP11,20,25	139	2						
0130 AP30	14	0						
0131 AP31	180	2						
0144 AP44	99	2						

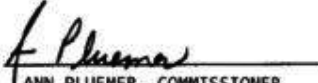
	VOTES			PERCENT	VOTES			PERCENT
ALDERPERSON ST. ANN WARD 3 (Vote for) 1								
01 = RICK CRABTREE	801			97.68				
02 = INVALID WRITE-IN	19			2.32				
	01	02						
0140 AP40 MID56	315	6						
0149 AP49	219	5						
1727 MID27	102	3						
1742 MID42	165	5						

	VOTES			PERCENT	VOTES			PERCENT
ALDERPERSON ST. ANN WARD 4 (Vote for) 1								
01 = DANIEL MURPHY	373			98.16				
02 = INVALID WRITE-IN	7			1.84				
	01	02						
0104 AP4,28 MID50	281	4						
0133 AP33	72	3						

=====

WE, THE BOARD OF ELECTION COMMISSIONERS OF ST. LOUIS COUNTY, MISSOURI, ACTING AS THE VERIFICATION BOARD PURSUANT TO 115.507, R.S. MO 1978, HEREBY CERTIFY THE FOREGOING TO BE A TRUE AND CORRECT ABSTRACT OF VOTES CAST FOR THE CANDIDATES AND ISSUES AT THE GENERAL MUNICIPAL ELECTION HELD IN ST. LOUIS COUNTY, MISSOURI, ON APRIL 2, 2013. IN TESTIMONY WHEREOF, WE HAVE HEREUNTO SET OUR HAND AT OUR OFFICE IN MAPLEWOOD, ST. LOUIS COUNTY, MISSOURI, ON APRIL 16, 2013.


RICHARD H. KELLETT, CHAIRMAN


ANN PLUEMER, COMMISSIONER

CITY OF ST. JOHN
 RUN DATE:04/15/13 01:36 PM

GENERAL MUNICIPAL ELECTION
 ST. LOUIS COUNTY, MISSOURI
 TUESDAY, APRIL 2, 2013

OFFICIAL FINAL RESULTS

	TOTAL	PERCENT	03 = VOTER TURNOUT - TOTAL	TOTAL	PERCENT
01 = REGISTERED VOTERS - TOTAL	4,040				
02 = BALLOTS CAST - TOTAL	518				
	01	02	03		
0106 AP6,9,13,52	1495	204	13.65		
0114 AP14 NOR27	483	60	12.42		
0115 AP15	326	31	9.51		
0116 AP16,43 NOR31	146	11	7.53		
1926 NOR26,34	1451	207	14.27		
1944 NOR44	139	5	3.60		

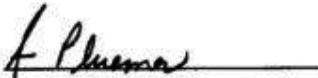
	VOTES			PERCENT	VOTES		PERCENT
MAYOR ST. JOHN							
(Vote for) 1							
01 = THOMAS M. HALASKA				316	62.20		
02 = JIM HESS				190	37.40	03 = INVALID WRITE-IN	2 .39
	01	02	03				
0106 AP6,9,13,52	120	79	1				
0114 AP14 NOR27	32	25	0				
0115 AP15	16	15	0				
0116 AP16,43 NOR31	8	2	0				
1926 NOR26,34	138	66	1				
1944 NOR44	2	3	0				

	VOTES			PERCENT	VOTES		PERCENT
COUNCIL MEMBER ST. JOHN WARD 1							
(Vote for) 1							
01 = DAVID M. WIEDA				97	39.11		
02 = JUSTIN SAFFELL				150	60.48	03 = INVALID WRITE-IN	1 .40
	01	02	03				
0115 AP15	14	16	0				
0116 AP16,43 NOR31	3	7	0				
1926 NOR26,34	76	127	1				
1944 NOR44	4	0	0				

	VOTES			PERCENT	VOTES		PERCENT
COUNCIL MEMBER ST. JOHN WARD 2							
(Vote for) 1							
01 = BILL BALES				183	75.31		
02 = CHRISTOPHER MAURICE STEWART				57	23.46	03 = INVALID WRITE-IN	3 1.23
	01	02	03				
0106 AP6,9,13,52	141	48	3				
0114 AP14 NOR27	42	9	0				

WE, THE BOARD OF ELECTION COMMISSIONERS OF ST. LOUIS COUNTY, MISSOURI, ACTING AS THE VERIFICATION BOARD PURSUANT TO 115.507,R.S.Mo 1978, HEREBY CERTIFY THE FOREGOING TO BE A TRUE AND CORRECT ABSTRACT OF VOTES CAST FOR THE CANDIDATES AND ISSUES AT THE GENERAL MUNICIPAL ELECTION HELD IN ST. LOUIS COUNTY, MISSOURI, ON APRIL 2, 2013. IN TESTIMONY WHEREOF, WE HAVE HEREUNTO SET OUR HAND AT OUR OFFICE IN MAPLEWOOD, ST. LOUIS COUNTY, MISSOURI, ON APRIL 16, 2013.


 RICHARD H. KELLETT, CHAIRMAN


 ANN PLUEMER, COMMISSIONER

CITY OF SUNSET HILLS
 RUN DATE:04/15/13 01:36 PM

GENERAL MUNICIPAL ELECTION
 ST. LOUIS COUNTY, MISSOURI
 TUESDAY, APRIL 2, 2013

OFFICIAL FINAL RESULTS

	01	02	03	TOTAL	PERCENT	03 = VOTER TURNOUT - TOTAL	TOTAL	PERCENT
01 = REGISTERED VOTERS - TOTAL				6,756				
02 = BALLOTS CAST - TOTAL				1,509				22.34
0220 BON20	479	120	25	624	25.05			
0241 BON41,44	506	158	31	695	31.23			
0601 CON1 GRA58	1183	256	21	1460	21.64			
0603 CON3,53	625	153	24	802	24.48			
0625 CON25	1034	197	19	1250	19.05			
0648 CON48	50	10	20	80	20.00			
0902 GRA2,8	402	70	17	489	17.41			
0903 GRA3	12	5	41	58	41.67			
0909 GRA9,45	774	196	25	995	25.32			
0910 GRA10,12	119	36	30	185	30.25			
0911 GRA11,46	589	118	20	727	20.03			
0914 GRA14,41	884	175	19	1068	19.80			
0957 GRA57	77	12	15	104	15.58			
0959 GRA59,60	22	3	13	38	13.64			

ALDERMAN SUNSET HILLS WARD 1	VOTES			PERCENT	VOTES			PERCENT
(Vote for) 1								
01 = FRANKLIN A. HARDY, JR.	143			40.74				
02 = DEE BAEBLER	208			59.26	03 = INVALID WRITE-IN		0	
	01	02	03					
0220 BON20	39	80	0					
0241 BON41,44	52	105	0					
0902 GRA2,8	48	22	0					
0903 GRA3	4	1	0					

ALDERMAN SUNSET HILLS WARD 2	VOTES			PERCENT	VOTES			PERCENT
(Vote for) 1								
01 = SCOTT HAGGERTY	337			99.41				
02 = INVALID WRITE-IN	2			.59				
	01	02						
0648 CON48	10	0						
0909 GRA9,45	175	2						
0914 GRA14,41	152	0						

ALDERMAN SUNSET HILLS WARD 3	VOTES			PERCENT	VOTES			PERCENT
(Vote for) 1								
01 = JAN HOFFMANN	313			98.74				
02 = INVALID WRITE-IN	4			1.26				
	01	02						
0625 CON25	171	1						
0910 GRA10,12	29	3						
0911 GRA11,46	102	0						
0957 GRA57	11	0						

ALDERMAN SUNSET HILLS WARD 4	VOTES			PERCENT	VOTES			PERCENT
(Vote for) 1								
01 = PATRICIA FRIBIS	308			76.43				
02 = LARRY CHOROSEVIC	95			23.57	03 = INVALID WRITE-IN		0	
	01	02	03					
0601 CON1 GRA58	188	61	0					
0603 CON3,53	117	34	0					
0959 GRA59,60	3	0	0					

WE, THE BOARD OF ELECTION COMMISSIONERS OF ST. LOUIS COUNTY, MISSOURI, ACTING AS THE VERIFICATION BOARD PURSUANT TO 115.507,R.S.Mo 1978, HEREBY CERTIFY THE FOREGOING TO BE A TRUE AND CORRECT ABSTRACT OF VOTES CAST FOR THE CANDIDATES AND ISSUES AT THE GENERAL MUNICIPAL ELECTION HELD IN ST. LOUIS COUNTY, MISSOURI, ON APRIL 2, 2013. IN TESTIMONY WHEREOF, WE HAVE HEREUNTO SET OUR HAND AT OUR OFFICE IN MAPLEWOOD, ST. LOUIS COUNTY, MISSOURI, ON APRIL 16, 2013.

Richard H. Kellett
 RICHARD H. KELLETT, CHAIRMAN

Ann Pluemmer
 ANN PLUEMER, COMMISSIONER

VILLAGE OF SYCAMORE HILLS
 RUN DATE:04/15/13 01:36 PM

GENERAL MUNICIPAL ELECTION
 ST. LOUIS COUNTY, MISSOURI
 TUESDAY, APRIL 2, 2013

OFFICIAL FINAL RESULTS

01 = REGISTERED VOTERS - TOTAL	TOTAL	PERCENT	03 = VOTER TURNOUT - TOTAL	TOTAL	PERCENT
02 = BALLOTS CAST - TOTAL	530				8.11
	43				
	01	02	03		
1715 MID15	530	43	8.11		

TRUSTEE SYCAMORE HILLS (Vote for) 3	VOTES	PERCENT		VOTES	PERCENT
01 = ROBERT FITZGERALD	34	34.34	03 = PHILLIP H. BURKE, III	31	31.31
02 = G. KEVIN LIEBIG	33	33.33	04 = INVALID WRITE-IN	1	1.01
	01	02	03	04	
1715 MID15	34	33	31	1	

WE, THE BOARD OF ELECTION COMMISSIONERS OF ST. LOUIS COUNTY, MISSOURI, ACTING AS THE VERIFICATION BOARD PURSUANT TO 115.507,R.S.Mo 1978, HEREBY CERTIFY THE FOREGOING TO BE A TRUE AND CORRECT ABSTRACT OF VOTES CAST FOR THE CANDIDATES AND ISSUES AT THE GENERAL MUNICIPAL ELECTION HELD IN ST. LOUIS COUNTY, MISSOURI, ON APRIL 2, 2013. IN TESTIMONY WHEREOF, WE HAVE HEREUNTO SET OUR HAND AT OUR OFFICE IN MAPLEWOOD, ST. LOUIS COUNTY, MISSOURI, ON APRIL 16, 2013.

Richard H. Kellett
 RICHARD H. KELLETT, CHAIRMAN

f. Pluemer
 ANN PLUEMER, COMMISSIONER

CITY OF TOWN & COUNTRY

GENERAL MUNICIPAL ELECTION
ST. LOUIS COUNTY, MISSOURI
TUESDAY, APRIL 2, 2013

OFFICIAL FINAL RESULTS

RUN DATE:04/15/13 01:37 PM

	TOTAL	PERCENT		TOTAL	PERCENT
01 = REGISTERED VOTERS - TOTAL	8,468		03 = VOTER TURNOUT - TOTAL		19.04
02 = BALLOTS CAST - TOTAL	1,612				
	01	02	03		
0320 CC20,21	1197	244	20.38		
0366 CC66 MR39	520	110	21.15		
1635 MHT35,56	1262	202	16.01		
1654 MHT54	7	1	14.29		
1802 MR2	136	35	25.74		
1803 MR3,67	931	116	12.46		
1809 MR9	91	16	17.58		
1825 MR25,31,61	1256	309	24.60		
1829 MR29	813	150	18.45		
1843 MR43	427	63	14.75		
1844 MR44	677	139	20.53		
1848 MR48	499	138	27.66		
1856 MR56	40	9	22.50		
1863 MR63,66	612	80	13.07		

MAYOR TOWN AND COUNTRY	VOTES	PERCENT		VOTES	PERCENT
(Vote for) 1			03 = INVALID WRITE-IN	8	.51
01 = JON DALTON	1,209	76.57			
02 = BARBARA ANN HUGHES	362	22.93			
	01	02	03		
0320 CC20,21	178	61	1		
0366 CC66 MR39	93	16	0		
1635 MHT35,56	158	39	0		
1654 MHT54	1	0	0		
1802 MR2	15	20	0		
1803 MR3,67	97	17	0		
1809 MR9	9	7	0		
1825 MR25,31,61	237	68	2		
1829 MR29	102	42	4		
1843 MR43	52	10	0		
1844 MR44	99	31	1		
1848 MR48	96	39	0		
1856 MR56	5	4	0		
1863 MR63,66	67	8	0		

ALDERMAN TOWN AND COUNTRY WARD 1	VOTES	PERCENT
(Vote for) 1		
01 = LYNN WRIGHT	363	95.28
02 = INVALID WRITE-IN	18	4.72
	01	02
0320 CC20,21	196	12
0366 CC66 MR39	93	3
1654 MHT54	1	0
1809 MR9	14	1
1843 MR43	54	1
1856 MR56	5	1

ALDERMAN TOWN AND COUNTRY WARD 2	VOTES	PERCENT
(Vote for) 1		
01 = TIM WELBY	407	97.37
02 = INVALID WRITE-IN	11	2.63
	01	02
1802 MR2	22	0
1825 MR25,31,61	263	8
1829 MR29	122	3


ALDERMAN TOWN AND COUNTRY WARD 3	VOTES	PERCENT
(Vote for) 1		
01 = FRED MEYLAND-SMITH	293	94.82
02 = INVALID WRITE-IN	16	5.18
	01	02
1803 MR3,67	94	3
1844 MR44	98	8
1848 MR48	101	5

ALDERMAN TOWN AND COUNTRY WARD 4	VOTES	PERCENT
(Vote for) 1		
01 = JON BENIGAS	225	97.40
02 = INVALID WRITE-IN	6	2.60
	01	02
1635 MHT35,56	159	6

=====

WE, THE BOARD OF ELECTION COMMISSIONERS OF ST. LOUIS COUNTY, MISSOURI, ACTING AS THE VERIFICATION BOARD PURSUANT TO 115.507, R.S. MO 1978, HEREBY CERTIFY THE FOREGOING TO BE A TRUE AND CORRECT ABSTRACT OF VOTES CAST FOR THE CANDIDATES AND ISSUES AT THE GENERAL MUNICIPAL ELECTION HELD IN ST. LOUIS COUNTY, MISSOURI, ON APRIL 2, 2013. IN TESTIMONY WHEREOF, WE HAVE HEREUNTO SET OUR HAND AT OUR OFFICE IN MAPLEWOOD, ST. LOUIS COUNTY, MISSOURI, ON APRIL 16, 2013.


RICHARD H. KELLETT, CHAIRMAN


ANN PLUEMER, COMMISSIONER

VILLAGE OF TWIN OAKS
 RUN DATE:04/15/13 01:37 PM

GENERAL MUNICIPAL ELECTION
 ST. LOUIS COUNTY, MISSOURI
 TUESDAY, APRIL 2, 2013

OFFICIAL FINAL RESULTS

	TOTAL	PERCENT		TOTAL	PERCENT
01 = REGISTERED VOTERS - TOTAL	285		03 = VOTER TURNOUT - TOTAL		34.39
02 = BALLOTS CAST - TOTAL	98				
	01	02	03		
2332 QUE32	285	98	34.39		

	VOTES	PERCENT		VOTES	PERCENT		
TRUSTEE TWIN OAKS (Vote for) 3							
01 = MARY YOUNG	56	22.58	05 = FRANK VENTURELLA	30	12.10		
02 = RUSS FORTUNE	67	27.02	06 = LISA EISENHAUER	18	7.26		
03 = DENNIS L. WHITMORE	68	27.42	07 = INVALID WRITE-IN	0			
04 = JASON SOHN	9	3.63					
	01	02	03	04	05	06	07
2332 QUE32	56	67	68	9	30	18	0

WE, THE BOARD OF ELECTION COMMISSIONERS OF ST. LOUIS COUNTY, MISSOURI, ACTING AS THE VERIFICATION BOARD PURSUANT TO 115.507, R.S. MO 1978, HEREBY CERTIFY THE FOREGOING TO BE A TRUE AND CORRECT ABSTRACT OF VOTES CAST FOR THE CANDIDATES AND ISSUES AT THE GENERAL MUNICIPAL ELECTION HELD IN ST. LOUIS COUNTY, MISSOURI, ON APRIL 2, 2013. IN TESTIMONY WHEREOF, WE HAVE HEREUNTO SET OUR HAND AT OUR OFFICE IN MAPLEWOOD, ST. LOUIS COUNTY, MISSOURI, ON APRIL 16, 2013.

Richard H. Kellett
 RICHARD H. KELLETT, CHAIRMAN

f. Pluemmer
 ANN PLUEMER, COMMISSIONER

VILLAGE OF UPLAND PARKS
 RUN DATE:04/15/13 01:37 PM

GENERAL MUNICIPAL ELECTION
 ST. LOUIS COUNTY, MISSOURI
 TUESDAY, APRIL 2, 2013

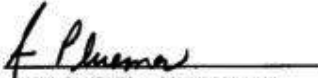
OFFICIAL FINAL RESULTS

	TOTAL	PERCENT		TOTAL	PERCENT
01 = REGISTERED VOTERS - TOTAL	369		03 = VOTER TURNOUT - TOTAL		24.93
02 = BALLOTS CAST - TOTAL	92				
	01	02	03		
1941 NOR41,56	369	92	24.93		

	VOTES				PERCENT			VOTES		PERCENT
TRUSTEE UPLANDS PARK (Vote for) 2										
01 = HUGH McADOO	37				22.16			16	9.58	
02 = SHIRLEY MARTIN	30				17.96			49	29.34	
03 = JOHNETTA WILLIAMS	29				17.37			0		
04 = TRACY SIAS-CROFT	6				3.59					
	01	02	03	04	05	06	07			
1941 NOR41,56	37	30	29	6	16	49	0			

WE, THE BOARD OF ELECTION COMMISSIONERS OF ST. LOUIS COUNTY, MISSOURI, ACTING AS THE VERIFICATION BOARD PURSUANT TO 115.507,R.S.MO 1978, HEREBY CERTIFY THE FOREGOING TO BE A TRUE AND CORRECT ABSTRACT OF VOTES CAST FOR THE CANDIDATES AND ISSUES AT THE GENERAL MUNICIPAL ELECTION HELD IN ST. LOUIS COUNTY, MISSOURI, ON APRIL 2, 2013. IN TESTIMONY WHEREOF, WE HAVE HEREUNTO SET OUR HAND AT OUR OFFICE IN MAPLEWOOD, ST. LOUIS COUNTY, MISSOURI, ON APRIL 16, 2013.


 RICHARD H. KELLETT, CHAIRMAN


 ANN PLUEMER, COMMISSIONER

CITY OF VALLEY PARK
RUN DATE:04/15/13 01:41 PM

GENERAL MUNICIPAL ELECTION
ST. LOUIS COUNTY, MISSOURI
TUESDAY, APRIL 2, 2013

OFFICIAL FINAL RESULTS

	TOTAL	PERCENT		TOTAL	PERCENT
01 = REGISTERED VOTERS - TOTAL	4,183		03 = VOTER TURNOUT - TOTAL		25.32
02 = BALLOTS CAST - TOTAL	1,059				
	01	02	03		
1544 MER44	6	1	16.67		
2315 QUE15	0	0			
2317 QUE17,40	872	208	23.85		
2320 QUE20	26	0	.00		
2321 QUE21	70	3	4.29		
2325 QUE25,38,51	799	229	28.66		
2328 QUE28,34	215	73	33.95		
2333 QUE33	439	73	16.63		
2335 QUE35,50	727	264	36.31		
2342 QUE42	577	182	31.54		
2346 QUE46	174	17	9.77		
2349 QUE49	278	9	3.24		

	VOTES	PERCENT		VOTES	PERCENT
MAYOR VALLEY PARK (Vote for) 1					
01 = MICHAEL A. PENNISE	576	56.53	03 = INVALID WRITE-IN	14	1.37
02 = RUSSELL W. CAUSEY	429	42.10			
	01	02	03		
1544 MER44	0	0	0		
2315 QUE15	0	0	0		
2317 QUE17,40	103	88	6		
2320 QUE20	0	0	0		
2321 QUE21	3	0	0		
2325 QUE25,38,51	127	89	2		
2328 QUE28,34	45	25	0		
2333 QUE33	45	27	0		
2335 QUE35,50	135	122	1		
2342 QUE42	106	67	4		
2346 QUE46	8	7	0		
2349 QUE49	4	4	1		

	VOTES	PERCENT		VOTES	PERCENT
ALDERPERSON VALLEY PARK WARD 1 (Vote for) 1					
01 = GILBERT (MIC) COURTNEY	78	38.24	03 = INVALID WRITE-IN	2	.98
02 = DAN WARD	124	60.78			
	01	02	03		
1544 MER44	0	0	0		
2315 QUE15	0	0	0		
2317 QUE17,40	76	118	2		
2320 QUE20	0	0	0		
2349 QUE49	2	6	0		

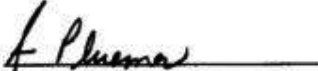
	VOTES	PERCENT		VOTES	PERCENT
ALDERPERSON VALLEY PARK WARD 2 (Vote for) 1					
01 = LAURIE HENDERSON	170	98.84			
02 = INVALID WRITE-IN	2	1.16			
	01	02			
2342 QUE42	156	2			
2346 QUE46	14	0			

	VOTES	PERCENT		VOTES	PERCENT
ALDERPERSON VALLEY PARK WARD 3 (Vote for) 1					
01 = RITA (COFFMAN) COLLINS	209	64.31	03 = INVALID WRITE-IN	1	.31
02 = EDGAR E. WALKER	115	35.38			
	01	02	03		
2321 QUE21	3	0	0		
2328 QUE28,34	46	22	0		
2335 QUE35,50	160	93	1		

	VOTES	PERCENT		VOTES	PERCENT
ALDERPERSON VALLEY PARK WARD 4 (Vote for) 1					
01 = AARON (A. J.) LEVINSON	155	54.39	03 = INVALID WRITE-IN	6	2.11
02 = STEVE DRAKE	124	43.51			
	01	02	03		
2325 QUE25,38,51	119	93	6		
2333 QUE33	36	31	0		

WE, THE BOARD OF ELECTION COMMISSIONERS OF ST. LOUIS COUNTY, MISSOURI, ACTING AS THE VERIFICATION BOARD PURSUANT TO 115.507, R.S. MO 1978, HEREBY CERTIFY THE FOREGOING TO BE A TRUE AND CORRECT ABSTRACT OF VOTES CAST FOR THE CANDIDATES AND ISSUES AT THE GENERAL MUNICIPAL ELECTION HELD IN ST. LOUIS COUNTY, MISSOURI, ON APRIL 2, 2013. IN TESTIMONY WHEREOF, WE HAVE HEREUNTO SET OUR HAND AT OUR OFFICE IN MAPLEWOOD, ST. LOUIS COUNTY, MISSOURI, ON APRIL 16, 2013.


RICHARD H. KELLETT, CHAIRMAN


ANN PLUEMER, COMMISSIONER

CITY OF VELDA CITY
 RUN DATE:04/15/13 01:42 PM

GENERAL MUNICIPAL ELECTION
 ST. LOUIS COUNTY, MISSOURI
 TUESDAY, APRIL 2, 2013

OFFICIAL FINAL RESULTS

01 = REGISTERED VOTERS - TOTAL	TOTAL	PERCENT	03 = VOTER TURNOUT - TOTAL	TOTAL	PERCENT
02 = BALLOTS CAST - TOTAL	1,060				19.06
	202				
	01	02	03		
1909 NOR9	595	130	21.85		
1937 NOR37	465	72	15.48		

MAYOR VELDA CITY	VOTES	PERCENT
(Vote for) 1		
01 = ROBERT L. HENSLEY	181	97.84
02 = INVALID WRITE-IN	4	2.16
	01	02
1909 NOR9	114	1
1937 NOR37	67	3

ALDERPERSON VELDA CITY WARD 1	VOTES	PERCENT
(Vote for) 1		
01 = CAROL JACKSON	56	96.55
02 = INVALID WRITE-IN	2	3.45
	01	02
1937 NOR37	56	2

ALDERPERSON VELDA CITY WARD 2	VOTES	PERCENT	VOTES	PERCENT
(Vote for) 1				
01 = JAMES A. BUCHANAN, SR.	65	55.08		
02 = MELDA BERNARD COLLINS	53	44.92	03 = INVALID WRITE-IN	0
	01	02	03	
1909 NOR9	65	53	0	

WE, THE BOARD OF ELECTION COMMISSIONERS OF ST. LOUIS COUNTY, MISSOURI, ACTING AS THE VERIFICATION BOARD PURSUANT TO 115.507, R.S. Mo 1978, HEREBY CERTIFY THE FOREGOING TO BE A TRUE AND CORRECT ABSTRACT OF VOTES CAST FOR THE CANDIDATES AND ISSUES AT THE GENERAL MUNICIPAL ELECTION HELD IN ST. LOUIS COUNTY, MISSOURI, ON APRIL 2, 2013. IN TESTIMONY WHEREOF, WE HAVE HEREUNTO SET OUR HAND AT OUR OFFICE IN MAPLEWOOD, ST. LOUIS COUNTY, MISSOURI, ON APRIL 16, 2013.

Richard H. Kellett
 RICHARD H. KELLETT, CHAIRMAN

Ann Pluemer
 ANN PLUEMER, COMMISSIONER

VILLAGE OF VELDA VILLAGE HILLS

GENERAL MUNICIPAL ELECTION
ST. LOUIS COUNTY, MISSOURI
TUESDAY, APRIL 2, 2013

OFFICIAL FINAL RESULTS

RUN DATE:04/15/13 01:43 PM

01 = REGISTERED VOTERS - TOTAL
02 = BALLOTS CAST - TOTAL

TOTAL PERCENT
901
210

03 = VOTER TURNOUT - TOTAL

TOTAL PERCENT
23.31

	01	02	03
2749 UNV49	901	210	23.31

TRUSTEE VELDA VILLAGE HILLS
(Vote for) 3

01 = JIMMIE E. ROSS
02 = MOLLIE R. BRADFORD
03 = ROY WADE
04 = EFFIE D. MOORE

VOTES PERCENT

121 22.92
55 10.42
61 11.55
98 18.56

05 = RUTHESIA WILLIS
06 = BERNARD WHITLEY
07 = WILLIAM TAYLOR
08 = INVALID WRITE-IN

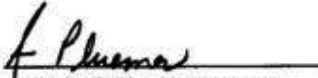
VOTES PERCENT

50 9.47
113 21.40
26 4.92
4 .76

	01	02	03	04	05	06	07	08
2749 UNV49	121	55	61	98	50	113	26	4

WE, THE BOARD OF ELECTION COMMISSIONERS OF ST. LOUIS COUNTY, MISSOURI, ACTING AS THE VERIFICATION BOARD PURSUANT TO 115.507,R.S.MO 1978, HEREBY CERTIFY THE FOREGOING TO BE A TRUE AND CORRECT ABSTRACT OF VOTES CAST FOR THE CANDIDATES AND ISSUES AT THE GENERAL MUNICIPAL ELECTION HELD IN ST. LOUIS COUNTY, MISSOURI, ON APRIL 2, 2013. IN TESTIMONY WHEREOF, WE HAVE HEREUNTO SET OUR HAND AT OUR OFFICE IN MAPLEWOOD, ST. LOUIS COUNTY, MISSOURI, ON APRIL 16, 2013.


RICHARD H. KELLETT, CHAIRMAN


ANN PLUEMER, COMMISSIONER

CITY OF VINITA PARK
 RUN DATE:04/15/13 01:43 PM

GENERAL MUNICIPAL ELECTION
 ST. LOUIS COUNTY, MISSOURI
 TUESDAY, APRIL 2, 2013

OFFICIAL FINAL RESULTS

	TOTAL	PERCENT	03 = VOTER TURNOUT - TOTAL	TOTAL	PERCENT
01 = REGISTERED VOTERS - TOTAL	1,266				
02 = BALLOTS CAST - TOTAL	231				18.25
	01	02	03		
1710 MID10	132	45	34.09		
1718 MID18	364	52	14.29		
1720 MID20	19	9	47.37		
1725 MID25	52	10	19.23		
1730 MID30	317	57	17.98		
1732 MID32	44	2	4.55		
1738 MID38	40	11	27.50		
1755 MID55	298	45	15.10		

	VOTES	PERCENT		VOTES	PERCENT
ALDERPERSON VINITA PARK WARD 1 (Vote for) 1					
01 = BRIAN GREMAUD	47	97.92			
02 = INVALID WRITE-IN	1	2.08			
	01	02			
1718 MID18	47	1			

	VOTES	PERCENT		VOTES	PERCENT
ALDERPERSON VINITA PARK WARD 2 (Vote for) 1					
01 = WANDA F. FAIRLEY	52	65.00			
02 = HARVEY LINDSEY	28	35.00	03 = INVALID WRITE-IN	0	
	01	02	03		
1725 MID25	5	5	0		
1730 MID30	43	14	0		
1732 MID32	2	0	0		
1738 MID38	2	9	0		

	VOTES	PERCENT		VOTES	PERCENT
ALDERPERSON VINITA PARK WARD 3 (Vote for) 1					
01 = DENNIS HAYDEN	67	68.37			
02 = PAMELA C. FULLER	31	31.63	03 = INVALID WRITE-IN	0	
	01	02	03		
1710 MID10	38	7	0		
1720 MID20	6	3	0		
1755 MID55	23	21	0		

WE, THE BOARD OF ELECTION COMMISSIONERS OF ST. LOUIS COUNTY, MISSOURI, ACTING AS THE VERIFICATION BOARD PURSUANT TO 115.507, R.S. Mo 1978, HEREBY CERTIFY THE FOREGOING TO BE A TRUE AND CORRECT ABSTRACT OF VOTES CAST FOR THE CANDIDATES AND ISSUES AT THE GENERAL MUNICIPAL ELECTION HELD IN ST. LOUIS COUNTY, MISSOURI, ON APRIL 2, 2013. IN TESTIMONY WHEREOF, WE HAVE HEREUNTO SET OUR HAND AT OUR OFFICE IN MAPLEWOOD, ST. LOUIS COUNTY, MISSOURI, ON APRIL 16, 2013.

Richard H. Kellett
 RICHARD H. KELLETT, CHAIRMAN

f. Pluemer
 ANN PLUEMER, COMMISSIONER

VILLAGE OF VINITA TERRACE
RUN DATE:04/15/13 01:44 PM

GENERAL MUNICIPAL ELECTION
ST. LOUIS COUNTY, MISSOURI
TUESDAY, APRIL 2, 2013

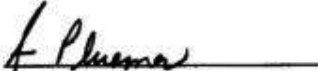
OFFICIAL FINAL RESULTS

	TOTAL	PERCENT		TOTAL	PERCENT
01 = REGISTERED VOTERS - TOTAL	201		03 = VOTER TURNOUT - TOTAL		12.44
02 = BALLOTS CAST - TOTAL	25				
	01	02	03		
2703 UNV3	201	25	12.44		

	VOTES	PERCENT		VOTES	PERCENT
TRUSTEE VINITA TERRACE (Vote for) 3					
01 = MARY C. TEVLIN	21	37.50	03 = WALLACE RICHARD	14	25.00
02 = VAUGHN M. ROOKS	20	35.71	04 = INVALID WRITE-IN	1	1.79
	01	02	03	04	
2703 UNV3	21	20	14	1	

WE, THE BOARD OF ELECTION COMMISSIONERS OF ST. LOUIS COUNTY, MISSOURI, ACTING AS THE VERIFICATION BOARD PURSUANT TO 115.507, R.S. MO 1978, HEREBY CERTIFY THE FOREGOING TO BE A TRUE AND CORRECT ABSTRACT OF VOTES CAST FOR THE CANDIDATES AND ISSUES AT THE GENERAL MUNICIPAL ELECTION HELD IN ST. LOUIS COUNTY, MISSOURI, ON APRIL 2, 2013. IN TESTIMONY WHEREOF, WE HAVE HEREUNTO SET OUR HAND AT OUR OFFICE IN MAPLEWOOD, ST. LOUIS COUNTY, MISSOURI, ON APRIL 16, 2013.


RICHARD H. KELLETT, CHAIRMAN


ANN PLUEMER, COMMISSIONER

CITY OF WARSON WOODS
 RUN DATE:04/15/13 01:44 PM

GENERAL MUNICIPAL ELECTION
 ST. LOUIS COUNTY, MISSOURI
 TUESDAY, APRIL 2, 2013

OFFICIAL FINAL RESULTS

01 = REGISTERED VOTERS - TOTAL	TOTAL	PERCENT	03 = VOTER TURNOUT - TOTAL	TOTAL	PERCENT
02 = BALLOTS CAST - TOTAL	1,629				23.88
	389				
	01	02	03		
0545 CLA45	480	95	19.79		
0560 CLA60	392	116	29.59		
0561 CLA61	373	88	23.59		
1101 JEF1	384	90	23.44		

ALDERPERSON WARSON WOODS WARD 1 (Vote for) 1	VOTES	PERCENT		VOTES	PERCENT
01 = MICHAEL T. ANDREWS	38	43.18			
02 = JAMES J. NEWMAN	50	56.82	03 = INVALID WRITE-IN	0	
	01	02	03		
1101 JEF1	38	50	0		

ALDERPERSON WARSON WOODS WARD 2 (Vote for) 1	VOTES	PERCENT			
01 = GORDON W. GOSH	79	100.00			
02 = INVALID WRITE-IN	0				
	01	02			
0545 CLA45	79	0			

ALDERPERSON WARSON WOODS WARD 3 (Vote for) 1	VOTES	PERCENT		VOTES	PERCENT
01 = CHARLES LUISETTI	65	67.01			
02 = MATTHEW A. BROWN	29	29.90	03 = INVALID WRITE-IN	3	3.09
	01	02	03		
0560 CLA60	65	29	3		

ALDERPERSON WARSON WOODS WARD 4 (Vote for) 1	VOTES	PERCENT			
01 = MARK F. WITTICH	74	100.00			
02 = INVALID WRITE-IN	0				
	01	02			
0561 CLA61	74	0			

WE, THE BOARD OF ELECTION COMMISSIONERS OF ST. LOUIS COUNTY, MISSOURI, ACTING AS THE VERIFICATION BOARD PURSUANT TO 115.507,R.S.Mo 1978, HEREBY CERTIFY THE FOREGOING TO BE A TRUE AND CORRECT ABSTRACT OF VOTES CAST FOR THE CANDIDATES AND ISSUES AT THE GENERAL MUNICIPAL ELECTION HELD IN ST. LOUIS COUNTY, MISSOURI, ON APRIL 2, 2013. IN TESTIMONY WHEREOF, WE HAVE HEREUNTO SET OUR HAND AT OUR OFFICE IN MAPLEWOOD, ST. LOUIS COUNTY, MISSOURI, ON APRIL 16, 2013.

Richard H. Kellett
 RICHARD H. KELLETT, CHAIRMAN

Ann Pluemer
 ANN PLUEMER, COMMISSIONER

CITY OF WELLSTON
 RUN DATE:04/15/13 01:44 PM

GENERAL MUNICIPAL ELECTION
 ST. LOUIS COUNTY, MISSOURI
 TUESDAY, APRIL 2, 2013

OFFICIAL FINAL RESULTS

01 = REGISTERED VOTERS - TOTAL		TOTAL	PERCENT		03 = VOTER TURNOUT - TOTAL	TOTAL	PERCENT
02 = BALLOTS CAST - TOTAL		625					16.48
		103					

		01	02	03			
		-----	-----	-----			
2705 UNV5		26	2	7.69			
2706 UNV6,13		284	16	5.63			
2708 UNV8		201	65	32.34			
2712 UNV12		114	20	17.54			

		VOTES	PERCENT	
COUNCIL MEMBER WELLSTON WARD 1				
(Vote for) 1				
01 = HELEN JACKSON		13	86.67	
02 = INVALID WRITE-IN		2	13.33	

		01	02	
		-----	-----	
2705 UNV5		2	0	
2706 UNV6,13		11	2	

		VOTES	PERCENT		VOTES	PERCENT
COUNCIL MEMBER WELLSTON WARD 3						
(Vote for) 1						
01 = LINDA GARNER		48	73.85			
02 = TANICA BYRD		17	26.15	03 = INVALID WRITE-IN		0

		01	02	03		
		-----	-----	-----		
2708 UNV8		48	17	0		

		VOTES	PERCENT	
COUNCIL MEMBER WELLSTON WARD 5				
(Vote for) 1				
01 = GRACIE L. WHITE		18	100.00	
02 = INVALID WRITE-IN		0		

		01	02	
		-----	-----	
2712 UNV12		18	0	

WE, THE BOARD OF ELECTION COMMISSIONERS OF ST. LOUIS COUNTY, MISSOURI, ACTING AS THE VERIFICATION BOARD PURSUANT TO 115.507,R.S.Mo 1978, HEREBY CERTIFY THE FOREGOING TO BE A TRUE AND CORRECT ABSTRACT OF VOTES CAST FOR THE CANDIDATES AND ISSUES AT THE GENERAL MUNICIPAL ELECTION HELD IN ST. LOUIS COUNTY, MISSOURI, ON APRIL 2, 2013. IN TESTIMONY WHEREOF, WE HAVE HEREUNTO SET OUR HAND AT OUR OFFICE IN MAPLEWOOD, ST. LOUIS COUNTY, MISSOURI, ON APRIL 16, 2013.

Richard H. Kellett
 RICHARD H. KELLETT, CHAIRMAN

f. Pluemmer
 ANN PLUEMER, COMMISSIONER

VILLAGE OF WESTWOOD
 RUN DATE:04/15/13 01:45 PM

GENERAL MUNICIPAL ELECTION
 ST. LOUIS COUNTY, MISSOURI
 TUESDAY, APRIL 2, 2013

OFFICIAL FINAL RESULTS

	TOTAL	PERCENT		TOTAL	PERCENT
01 = REGISTERED VOTERS - TOTAL	254		03 = VOTER TURNOUT - TOTAL		12.99
02 = BALLOTS CAST - TOTAL	33				
	01	02	03		
0339 CC39,43	104	15	14.42		
0340 CC40,48	150	18	12.00		

	VOTES	PERCENT		VOTES	PERCENT
TRUSTEE WESTWOOD					
(Vote for) 3					
01 = DOUGLAS A. SCHUKAR	23	32.39	03 = SANDRA M. GANTT	24	33.80
02 = ROBYN DeMOTT	23	32.39	04 = INVALID WRITE-IN	1	1.41
	01	02	03	04	
0339 CC39,43	11	10	12	1	
0340 CC40,48	12	13	12	0	

WE, THE BOARD OF ELECTION COMMISSIONERS OF ST. LOUIS COUNTY, MISSOURI, ACTING AS THE VERIFICATION BOARD PURSUANT TO 115.507, R.S. MO 1978, HEREBY CERTIFY THE FOREGOING TO BE A TRUE AND CORRECT ABSTRACT OF VOTES CAST FOR THE CANDIDATES AND ISSUES AT THE GENERAL MUNICIPAL ELECTION HELD IN ST. LOUIS COUNTY, MISSOURI, ON APRIL 2, 2013. IN TESTIMONY WHEREOF, WE HAVE HEREUNTO SET OUR HAND AT OUR OFFICE IN MAPLEWOOD, ST. LOUIS COUNTY, MISSOURI, ON APRIL 16, 2013.

Richard H. Kellett
 RICHARD H. KELLETT, CHAIRMAN

f. Pluemer
 ANN PLUEMER, COMMISSIONER

VILLAGE OF WILBUR PARK
 RUN DATE:04/15/13 01:45 PM

GENERAL MUNICIPAL ELECTION
 ST. LOUIS COUNTY, MISSOURI
 TUESDAY, APRIL 2, 2013

OFFICIAL FINAL RESULTS

	TOTAL	PERCENT		TOTAL	PERCENT
01 = REGISTERED VOTERS - TOTAL	340		03 = VOTER TURNOUT - TOTAL		12.06
02 = BALLOTS CAST - TOTAL	41				
	01	02	03		
0634 CON34	340	41	12.06		

	VOTES	PERCENT		VOTES	PERCENT
TRUSTEE WILBUR PARK (Vote for) 3			03 = JOSEPH WILHITE	35	34.65
01 = NEAL VOHSEN	32	31.68	04 = INVALID WRITE-IN	1	.99
02 = RICHARD J. WARREN	33	32.67			
	01	02	03	04	
0634 CON34	32	33	35	1	

WE, THE BOARD OF ELECTION COMMISSIONERS OF ST. LOUIS COUNTY, MISSOURI, ACTING AS THE VERIFICATION BOARD PURSUANT TO 115.507, R.S. MO 1978, HEREBY CERTIFY THE FOREGOING TO BE A TRUE AND CORRECT ABSTRACT OF VOTES CAST FOR THE CANDIDATES AND ISSUES AT THE GENERAL MUNICIPAL ELECTION HELD IN ST. LOUIS COUNTY, MISSOURI, ON APRIL 2, 2013. IN TESTIMONY WHEREOF, WE HAVE HEREUNTO SET OUR HAND AT OUR OFFICE IN MAPLEWOOD, ST. LOUIS COUNTY, MISSOURI, ON APRIL 16, 2013.

Richard H. Kellett
 RICHARD H. KELLETT, CHAIRMAN

f. Pluemer
 ANN PLUEMER, COMMISSIONER

CITY OF WINCHESTER
RUN DATE:04/15/13 01:45 PM

GENERAL MUNICIPAL ELECTION
ST. LOUIS COUNTY, MISSOURI
TUESDAY, APRIL 2, 2013

OFFICIAL FINAL RESULTS

	TOTAL	PERCENT		TOTAL	PERCENT
01 = REGISTERED VOTERS - TOTAL	1,000		03 = VOTER TURNOUT - TOTAL		11.70
02 = BALLOTS CAST - TOTAL	117				
	01	02	03		
1246 LAF46 QUE26	464	58	12.50		
1247 LAF47 QUE27	300	24	8.00		
1248 LAF48	236	35	14.83		

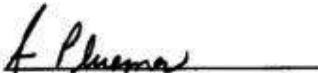
	VOTES	PERCENT
MAYOR WINCHESTER (Vote for) 1		
01 = GAIL M. WINHAM	94	95.92
02 = INVALID WRITE-IN	4	4.08
	01	02
1246 LAF46 QUE26	46	2
1247 LAF47 QUE27	21	0
1248 LAF48	27	2

	VOTES	PERCENT
ALDERPERSON WINCHESTER WARD 1 (Vote for) 1		
01 = MARIE BACH	50	98.04
02 = INVALID WRITE-IN	1	1.96
	01	02
1247 LAF47 QUE27	22	0
1248 LAF48	28	1

	VOTES	PERCENT
ALDERPERSON WINCHESTER WARD 2 (Vote for) 1		
01 = TONY DELUCA	48	100.00
02 = INVALID WRITE-IN	0	
	01	02
1246 LAF46 QUE26	48	0

WE, THE BOARD OF ELECTION COMMISSIONERS OF ST. LOUIS COUNTY, MISSOURI, ACTING AS THE VERIFICATION BOARD PURSUANT TO 115.507, R.S. MO 1978, HEREBY CERTIFY THE FOREGOING TO BE A TRUE AND CORRECT ABSTRACT OF VOTES CAST FOR THE CANDIDATES AND ISSUES AT THE GENERAL MUNICIPAL ELECTION HELD IN ST. LOUIS COUNTY, MISSOURI, ON APRIL 2, 2013. IN TESTIMONY WHEREOF, WE HAVE HEREUNTO SET OUR HAND AT OUR OFFICE IN MAPLEWOOD, ST. LOUIS COUNTY, MISSOURI, ON APRIL 16, 2013.


RICHARD H. KELLETT, CHAIRMAN


ANN PLUEMER, COMMISSIONER

CITY OF GREEN PARK
 RUN DATE:04/15/13 01:46 PM

GENERAL MUNICIPAL ELECTION
 ST. LOUIS COUNTY, MISSOURI
 TUESDAY, APRIL 2, 2013

OFFICIAL FINAL RESULTS

	TOTAL	PERCENT		TOTAL	PERCENT
01 = REGISTERED VOTERS - TOTAL	1,806		03 = VOTER TURNOUT - TOTAL	307	17.00
02 = BALLOTS CAST - TOTAL	307				
	01	02	03		
0611 CON11	460	67	14.57		
0612 CON12	4	0	0.00		
0614 CON14	285	61	21.40		
0616 CON16	402	59	14.68		
0621 CON21,56,57	655	120	18.32		

	VOTES	PERCENT
MAYOR GREEN PARK (Vote for) 1	261	98.86
01 = BOB A. REINAGEL	3	1.14
02 = INVALID WRITE-IN		
	01	02
0611 CON11	59	1
0612 CON12	0	0
0614 CON14	55	0
0616 CON16	48	1
0621 CON21,56,57	99	1

	VOTES	PERCENT
ALDERPERSON GREEN PARK WARD 1 (Vote for) 1	97	98.98
01 = TONY POUSOSA	1	1.02
02 = INVALID WRITE-IN		
	01	02
0612 CON12	0	0
0621 CON21,56,57	97	1

	VOTES	PERCENT
ALDERPERSON GREEN PARK WARD 2 (Vote for) 1	97	98.98
01 = TIM THUSTON	1	1.02
02 = INVALID WRITE-IN		
	01	02
0614 CON14	51	0
0616 CON16	46	1

	VOTES	PERCENT
ALDERPERSON GREEN PARK WARD 3 (Vote for) 1	61	100.00
01 = JOE MONTELEONE	0	
02 = INVALID WRITE-IN		
	01	02
0611 CON11	61	0

WE, THE BOARD OF ELECTION COMMISSIONERS OF ST. LOUIS COUNTY, MISSOURI, ACTING AS THE VERIFICATION BOARD PURSUANT TO 115.507,R.S.Mo 1978, HEREBY CERTIFY THE FOREGOING TO BE A TRUE AND CORRECT ABSTRACT OF VOTES CAST FOR THE CANDIDATES AND ISSUES AT THE GENERAL MUNICIPAL ELECTION HELD IN ST. LOUIS COUNTY, MISSOURI, ON APRIL 2, 2013. IN TESTIMONY WHEREOF, WE HAVE HEREUNTO SET OUR HAND AT OUR OFFICE IN MAPLEWOOD, ST. LOUIS COUNTY, MISSOURI, ON APRIL 16, 2013.

Richard H. Kellett
 RICHARD H. KELLETT, CHAIRMAN

Ann Pluemer
 ANN PLUEMER, COMMISSIONER

CITY OF WILDWOOD
 RUN DATE:04/15/13 01:46 PM

GENERAL MUNICIPAL ELECTION
 ST. LOUIS COUNTY, MISSOURI
 TUESDAY, APRIL 2, 2013

OFFICIAL FINAL RESULTS

	TOTAL	PERCENT	03 = VOTER TURNOUT - TOTAL	TOTAL	PERCENT
01 = REGISTERED VOTERS - TOTAL	26,010				20.31
02 = BALLOTS CAST - TOTAL	5,282				
	01	02	03		
0401 CHE1	613	129	21.04		
0405 CHE5,6,17	1315	288	21.90		
0407 CHE7,56,57	903	213	23.59		
0413 CHE13	1928	398	20.64		
0420 CHE20,29	591	168	28.43		
0421 CHE21 WH23,26	1837	413	22.48		
0424 CHE24	354	59	16.67		
0425 CHE25	673	151	22.44		
0426 CHE26	244	29	11.89		
0427 CHE27	463	100	21.60		
0428 CHE28	1303	278	21.34		
0434 CHE34,53,55,61	1521	362	23.80		
0435 CHE35,47	118	27	22.88		
0438 CHE38,39 WH3	414	79	19.08		
0440 CHE40	396	86	21.72		
0443 CHE43,50 MER2,5	998	199	19.94		
0446 CHE46,51,54 MER4	479	95	19.83		
0449 CHE49	30	12	40.00		
0459 CHE59	69	7	10.14		
0460 CHE60	287	50	17.42		
1503 MER3,26	845	195	23.08		
1508 MER8,28	656	113	17.23		
1510 MER10,51	424	75	17.69		
1535 MER35	8	1	12.50		
2802 WH2	184	46	25.00		
2804 WH4,10,12	554	101	18.23		
2805 WH5	50	18	36.00		
2807 WH7,14,54	654	133	20.34		
2808 WH8	1440	272	18.89		
2809 WH9	2114	447	21.14		
2813 WH13	886	181	20.43		
2818 WH18	277	28	10.11		
2819 WH19	637	81	12.72		
2820 WH20,22,52	1525	273	17.90		
2821 WH21,53	1220	175	14.34		

	VOTES	PERCENT
COUNCIL MEMBER WILDWOOD WARD 1 (Vote for) 1		
01 = LARRY W. MCGOWEN	654	99.09
02 = INVALID WRITE-IN	6	.91
	01	02
0401 CHE1	95	0
0407 CHE7,56,57	170	1
0427 CHE27	80	1
0434 CHE34,53,55,61	284	4
0435 CHE35,47	25	0

	VOTES	PERCENT
COUNCIL MEMBER WILDWOOD WARD 2 (Vote for) 1		
01 = ED MARSHALL	567	96.10
02 = INVALID WRITE-IN	23	3.90
	01	02
0413 CHE13	321	19
0426 CHE26	23	1
0428 CHE28	223	3

	VOTES	PERCENT	VOTES	PERCENT
COUNCIL MEMBER WILDWOOD WARD 3 (Vote for) 1				
01 = SUE CULLINANE	367	62.31		
02 = MARC S. PEREZ	222	37.69	03 = INVALID WRITE-IN	0
	01	02	03	
0405 CHE5,6,17	112	129	0	
0420 CHE20,29	109	42	0	
0425 CHE25	95	28	0	
0440 CHE40	46	22	0	
0459 CHE59	5	1	0	

	VOTES	PERCENT
COUNCIL MEMBER WILDWOOD WARD 4 (Vote for) 1		
01 = KATIE DODWELL	435	96.88
02 = INVALID WRITE-IN	14	3.12
	01	02
0421 CHE21 WH23,26	304	8
0424 CHE24	38	6
2818 WH18	24	0
2819 WH19	69	0

```

=====
COUNCIL MEMBER WILDWOOD WARD 5
(Vote for ) 1
01 = DAVE BERTOLINO
02 = INVALID WRITE-IN
VOTES PERCENT
393 98.74
5 1.26
-----
01 02
-----
0460 CHE60 38 0
2820 WH20,22,52 216 2
2821 WH21,53 139 3
=====

```

```

=====
COUNCIL MEMBER WILDWOOD WARD 6
(Vote for ) 1
01 = RON JAMES
02 = INVALID WRITE-IN
VOTES PERCENT
603 98.37
10 1.63
-----
01 02
-----
0438 CHE38,39 WH3 66 3
0443 CHE43,50 MER2,5 163 2
0446 CHE46,51,54 MER4 83 1
0449 CHE49 7 0
1503 MER3,26 161 2
1508 MER8,28 87 2
1535 MER35 1 0
2802 WH2 35 0
=====

```

```

=====
COUNCIL MEMBER WILDWOOD WARD 7
(Vote for ) 1
01 = JEFF LEVITT
02 = INVALID WRITE-IN
VOTES PERCENT
445 98.45
7 1.55
-----
01 02
-----
2807 WH7,14,54 95 1
2808 WH8 213 3
2813 WH13 137 3
=====

```

```

=====
COUNCIL MEMBER WILDWOOD WARD 8
(Vote for ) 1
01 = PAUL L. WOJCIECHOWSKI
02 = INVALID WRITE-IN
VOTES PERCENT
525 99.43
3 .57
-----
01 02
-----
1510 MER10,51 58 0
2804 WH4,10,12 85 1
2805 WH5 12 0
2809 WH9 370 2
=====

```

WE, THE BOARD OF ELECTION COMMISSIONERS OF ST. LOUIS COUNTY, MISSOURI, ACTING AS THE VERIFICATION BOARD PURSUANT TO 115.507, R.S. MO 1978, HEREBY CERTIFY THE FOREGOING TO BE A TRUE AND CORRECT ABSTRACT OF VOTES CAST FOR THE CANDIDATES AND ISSUES AT THE GENERAL MUNICIPAL ELECTION HELD IN ST. LOUIS COUNTY, MISSOURI, ON APRIL 2, 2013. IN TESTIMONY WHEREOF, WE HAVE HEREUNTO SET OUR HAND AT OUR OFFICE IN MAPLEWOOD, ST. LOUIS COUNTY, MISSOURI, ON APRIL 16, 2013.

Richard H. Kellett
RICHARD H. KELLETT, CHAIRMAN

Ann Pluemer
ANN PLUEMER, COMMISSIONER

BAYLESS SCHOOL DISTRICT
 RUN DATE:04/15/13 01:46 PM

GENERAL MUNICIPAL ELECTION
 ST. LOUIS COUNTY, MISSOURI
 TUESDAY, APRIL 2, 2013

OFFICIAL FINAL RESULTS

	01	02	03	TOTAL	PERCENT	03 = VOTER TURNOUT - TOTAL	TOTAL	PERCENT
01 = REGISTERED VOTERS - TOTAL				7,945				
02 = BALLOTS CAST - TOTAL				1,021				12.85
0602 CON2 GRA40	1330	213	16	16.02				
0605 CON5 GRA42	2033	270	13	13.28				
0617 CON17 GRA25	1435	177	12	12.33				
0634 CON34	340	41	12	12.06				
0933 GRA33	739	80	10	10.83				
1410 LEM10	878	89	10	10.14				
1411 LEM11,14,20,43	752	95	12	12.63				
1419 LEM19	48	3	6	6.25				
1426 LEM26	138	19	13	13.77				
1427 LEM27	118	14	11	11.86				
1428 LEM28	134	20	14	14.93				

DIRECTOR BAYLESS CONSOLIDATED SCHOOL DISTRICT				VOTES	PERCENT					VOTES	PERCENT	
(Vote for) 2												
01 = KEVIN R. ROSE				443	32.08	03 = RON DAVIS				369	26.72	
02 = MICHELLE PADGETT				543	39.32	04 = INVALID WRITE-IN				26	1.88	
0602 CON2 GRA40	94	125	70	3								
0605 CON5 GRA42	109	123	98	8								
0617 CON17 GRA25	80	96	68	5								
0634 CON34	16	19	13	1								
0933 GRA33	34	43	28	6								
1410 LEM10	40	51	39	0								
1411 LEM11,14,20,43	44	55	30	3								
1419 LEM19	2	2	1	0								
1426 LEM26	8	10	8	0								
1427 LEM27	6	10	5	0								
1428 LEM28	10	9	9	0								

WE, THE BOARD OF ELECTION COMMISSIONERS OF ST. LOUIS COUNTY, MISSOURI, ACTING AS THE VERIFICATION BOARD PURSUANT TO 115.507,R.S.Mo 1978, HEREBY CERTIFY THE FOREGOING TO BE A TRUE AND CORRECT ABSTRACT OF VOTES CAST FOR THE CANDIDATES AND ISSUES AT THE GENERAL MUNICIPAL ELECTION HELD IN ST. LOUIS COUNTY, MISSOURI, ON APRIL 2, 2013. IN TESTIMONY WHEREOF, WE HAVE HEREUNTO SET OUR HAND AT OUR OFFICE IN MAPLEWOOD, ST. LOUIS COUNTY, MISSOURI, ON APRIL 16, 2013.

Richard H. Kellett
 RICHARD H. KELLETT, CHAIRMAN

Ann Pluemer
 ANN PLUEMER, COMMISSIONER

BRENTWOOD SCHOOL DISTRICT
RUN DATE:04/15/13 01:47 PM

GENERAL MUNICIPAL ELECTION
ST. LOUIS COUNTY, MISSOURI
TUESDAY, APRIL 2, 2013

OFFICIAL FINAL RESULTS

01 = REGISTERED VOTERS - TOTAL
02 = BALLOTS CAST - TOTAL

TOTAL PERCENT
6,001
1,415

03 = VOTER TURNOUT - TOTAL

TOTAL PERCENT
23.58

	01	02	03
0517 CLA17,27	138	23	16.67
0530 CLA30,31,57,58	1337	189	14.14
0532 CLA32,35,42,43	1656	502	30.31
0538 CLA38,39,41,59,66,67	1445	355	24.57
0546 CLA46,48,49,51	1425	346	24.28

BRENTWOOD SCHOOL DISTRICT-PROPOSITION K
OPERATING TAX LEVY

VOTES PERCENT

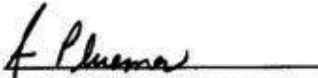
(Vote for) 1
01 = YES
02 = NO

796 56.41
615 43.59

	01	02
0517 CLA17,27	15	8
0530 CLA30,31,57,58	101	88
0532 CLA32,35,42,43	241	261
0538 CLA38,39,41,59,66,67	233	120
0546 CLA46,48,49,51	206	138

WE, THE BOARD OF ELECTION COMMISSIONERS OF ST. LOUIS COUNTY, MISSOURI, ACTING AS THE VERIFICATION BOARD PURSUANT TO 115.507,R.S.Mo 1978, HEREBY CERTIFY THE FOREGOING TO BE A TRUE AND CORRECT ABSTRACT OF VOTES CAST FOR THE CANDIDATES AND ISSUES AT THE GENERAL MUNICIPAL ELECTION HELD IN ST. LOUIS COUNTY, MISSOURI, ON APRIL 2, 2013. IN TESTIMONY WHEREOF, WE HAVE HEREUNTO SET OUR HAND AT OUR OFFICE IN MAPLEWOOD, ST. LOUIS COUNTY, MISSOURI, ON APRIL 16, 2013.


RICHARD H. KELLETT, CHAIRMAN


ANN PLUEMER, COMMISSIONER

FERGUSON R-2 SCHOOL DISTRICT

GENERAL MUNICIPAL ELECTION
ST. LOUIS COUNTY, MISSOURI
TUESDAY, APRIL 2, 2013

OFFICIAL FINAL RESULTS

RUN DATE:04/15/13 01:47 PM

01 = REGISTERED VOTERS - TOTAL
02 = BALLOTS CAST - TOTAL

TOTAL PERCENT
47,115
4,968

03 = VOTER TURNOUT - TOTAL

TOTAL PERCENT
10.54

	01	02	03
0110 AP10,36	1305	82	6.28
0127 AP27,54 NRW2	1400	61	4.36
0138 AP38 NRW3,4	1916	141	7.36
0703 FER3,15	434	42	9.68
0705 FER5	1165	214	18.37
0709 FER9,10	575	173	30.09
0712 FER12 NRW9	479	37	7.72
0713 FER13,23	846	128	15.13
0716 FER16,48	384	28	7.29
0720 FER20	212	50	23.58
0721 FER21 NRW1	447	12	2.68
0724 FER24	952	61	6.41
0731 FER31 NRW25	772	75	9.72
0732 FER32,40	752	189	25.13
0733 FER33,36	788	169	21.45
0734 FER34,35	1793	211	11.77
0738 FER38,47	646	119	18.42
0745 FER45	284	16	5.63
0746 FER46 FLOR43 SPL12,20,26	2286	266	11.64
0750 FER50 FLO4	1958	179	9.14
0803 FLO3,44	1525	188	12.33
0805 FLO5,15,25,45	1537	151	9.82
0806 FLO6,13	1504	80	5.32
0807 FLO7,22,29,34	1687	170	10.08
0808 FLO8,37	1373	140	10.20
0811 FLO11,12	955	135	14.14
0814 FLO14,28,46	1586	193	12.17
0816 FLO16,26,33,41	1615	128	7.93
0817 FLO17	1459	157	10.76
0818 FLO18,23	1432	137	9.57
0819 FLO19,24	1761	150	8.52
0820 FLO20,31,32,39	1151	138	11.99
0830 FLO30	857	52	6.07
1904 NOR4	426	68	15.96
1910 NOR10	430	40	9.30
1912 NOR12	734	123	16.76
1913 NOR13	149	37	24.83
2005 NRW5,6	1379	55	3.99
2007 NRW7,17	1689	181	10.72
2008 NRW8	120	20	16.67
2015 NRW15	87	12	13.79
2019 NRW19,20	1410	156	11.06
2021 NRW21,24	1491	89	5.97
2029 NRW29	114	9	7.89
2105 NW5	3	0	.00
2516 SPL16	893	79	8.85
2518 SPL18	354	27	7.63

DIRECTOR FERGUSON REORGANIZED R-2 SCHOOL DISTRICT

VOTES PERCENT

VOTES PERCENT

(Vote for) 2
01 = CHARLES (CHUCK) HENSON
02 = LESLIE SUZANNE HOGSHEAD
03 = KEITH A. BROWN

2,109 27.21
2,475 31.93
2,234 28.82

04 = LARRY THOMAS
05 = INVALID WRITE-IN

875 11.29
59 .76

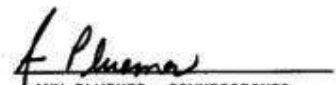
	01	02	03	04	05
0110 AP10,36	34	36	20	15	3
0127 AP27,54 NRW2	44	21	9	8	0
0138 AP38 NRW3,4	82	50	47	30	1
0703 FER3,15	19	19	19	9	0
0705 FER5	120	115	85	31	1
0709 FER9,10	63	73	57	37	2
0712 FER12 NRW9	16	18	16	4	1
0713 FER13,23	58	78	54	19	1
0716 FER16,48	9	17	11	7	0
0720 FER20	26	23	26	5	2
0721 FER21 NRW1	5	5	3	5	0
0724 FER24	22	36	21	13	0
0731 FER31 NRW25	29	36	46	14	1
0732 FER32,40	90	96	105	20	1
0733 FER33,36	82	80	76	28	0
0734 FER34,35	75	92	89	42	1
0738 FER38,47	47	65	55	21	0
0745 FER45	9	5	5	3	0
0746 FER46 FLOR43 SPL12,20,26	134	129	136	36	1
0750 FER50 FLO4	74	89	89	40	4
0803 FLO3,44	76	112	105	32	2
0805 FLO5,15,25,45	60	71	70	28	2
0806 FLO6,13	24	39	40	19	3
0807 FLO7,22,29,34	76	96	80	31	2
0808 FLO8,37	41	83	65	25	0
0811 FLO11,12	41	76	77	19	1
0814 FLO14,28,46	65	115	105	40	4
0816 FLO16,26,33,41	31	79	70	28	0
0817 FLO17	75	69	72	24	1
0818 FLO18,23	58	70	75	19	0
0819 FLO19,24	52	89	78	37	2
0820 FLO20,31,32,39	32	86	70	28	5
0830 FLO30	16	29	20	7	2
1904 NOR4	43	21	20	7	2
1910 NOR10	25	21	9	4	2
1912 NOR12	49	49	46	22	1
1913 NOR13	13	18	16	6	0

2005 NRW,6	32	23	14	6	0
2007 NRW7,17	96	81	64	29	6
2008 NRW8	12	2	4	2	0
2015 NRW15	10	1	1	1	1
2019 NRW19,20	54	80	74	27	2
2021 NRW21,24	48	25	39	17	2
2029 NRW29	4	4	4	1	0
2105 NW5	0	0	0	0	0
2516 SPL16	27	39	34	20	0
2518 SPL18	11	14	13	9	0

=====

WE, THE BOARD OF ELECTION COMMISSIONERS OF ST. LOUIS COUNTY, MISSOURI, ACTING AS THE VERIFICATION BOARD PURSUANT TO 115.507,R.S.Mo 1978, HEREBY CERTIFY THE FOREGOING TO BE A TRUE AND CORRECT ABSTRACT OF VOTES CAST FOR THE CANDIDATES AND ISSUES AT THE GENERAL MUNICIPAL ELECTION HELD IN ST. LOUIS COUNTY, MISSOURI, ON APRIL 2, 2013. IN TESTIMONY WHEREOF, WE HAVE HEREUNTO SET OUR HAND AT OUR OFFICE IN MAPLEWOOD, ST. LOUIS COUNTY, MISSOURI, ON APRIL 16, 2013.


 RICHARD H. KELLETT, CHAIRMAN


 ANN PLUEMER, COMMISSIONER

HANCOCK PLACE SCHOOL DIST
 RUN DATE:04/15/13 01:47 PM

GENERAL MUNICIPAL ELECTION
 ST. LOUIS COUNTY, MISSOURI
 TUESDAY, APRIL 2, 2013

OFFICIAL FINAL RESULTS


	TOTAL PERCENT				TOTAL PERCENT	
01 = REGISTERED VOTERS - TOTAL	4,868			03 = VOTER TURNOUT - TOTAL	7.37	
02 = BALLOTS CAST - TOTAL	359					
	01	02	03			
1401 LEM1,5	1647	100	6.07			
1402 LEM2,3,34	1661	119	7.16			
1407 LEM7,9	1472	125	8.49			
1425 LEM25	88	15	17.05			

	VOTES PERCENT					VOTES PERCENT	
DIRECTOR HANCOCK PLACE SCHOOL DISTRICT (Vote for) 2							
01 = GARRETT MEES			175	32.71	03 = KEVIN S. JOHNSON	195	36.45
02 = CRAIG VINEYARD			140	26.17	04 = INVALID WRITE-IN	25	4.67
	01	02	03	04			
1401 LEM1,5	61	27	62	7			
1402 LEM2,3,34	55	58	53	10			
1407 LEM7,9	55	51	69	6			
1425 LEM25	4	4	11	2			

	VOTES PERCENT			VOTES PERCENT		
DIRECTOR HANCOCK PLACE SCH DIST (UNEXPIRED TERM) (Vote for) 1						
01 = CONNIE BARTON			285	95.96		
02 = INVALID WRITE-IN			12	4.04		
	01	02				
1401 LEM1,5	75	7				
1402 LEM2,3,34	98	4				
1407 LEM7,9	100	1				
1425 LEM25	12	0				

WE, THE BOARD OF ELECTION COMMISSIONERS OF ST. LOUIS COUNTY, MISSOURI, ACTING AS THE VERIFICATION BOARD PURSUANT TO 115.507,R.S.Mo 1978, HEREBY CERTIFY THE FOREGOING TO BE A TRUE AND CORRECT ABSTRACT OF VOTES CAST FOR THE CANDIDATES AND ISSUES AT THE GENERAL MUNICIPAL ELECTION HELD IN ST. LOUIS COUNTY, MISSOURI, ON APRIL 2, 2013. IN TESTIMONY WHEREOF, WE HAVE HEREUNTO SET OUR HAND AT OUR OFFICE IN MAPLEWOOD, ST. LOUIS COUNTY, MISSOURI, ON APRIL 16, 2013.


 RICHARD H. KELLETT, CHAIRMAN


 ANN PLUEMER, COMMISSIONER

JENNINGS SCHOOL DISTRICT
 RUN DATE:04/15/13 01:48 PM

GENERAL MUNICIPAL ELECTION
 ST. LOUIS COUNTY, MISSOURI
 TUESDAY, APRIL 2, 2013

OFFICIAL FINAL RESULTS

	TOTAL	PERCENT	03 = VOTER TURNOUT - TOTAL	TOTAL	PERCENT
01 = REGISTERED VOTERS - TOTAL	11,259				
02 = BALLOTS CAST - TOTAL	978				8.69
	01	02	03		
1945 NOR45 NRW52	502	30	5.98		
1946 NOR46,52,55	829	56	6.76		
1948 NOR48,51	740	42	5.68		
1963 NOR63	788	49	6.22		
2010 NRW10,11,12	1546	206	13.32		
2013 NRW13,18	528	86	16.29		
2030 NRW30,33,36	938	81	8.64		
2035 NRW35	718	53	7.38		
2037 NRW37,40	706	66	9.35		
2038 NRW38,57,58,59	443	32	7.22		
2042 NRW42	776	106	13.66		
2047 NRW47,49	1011	72	7.12		
2050 NRW50,51	828	48	5.80		
2053 NRW53	315	20	6.35		
2054 NRW54	254	12	4.72		
2055 NRW55	243	5	2.06		
2056 NRW56	94	14	14.89		

DIRECTOR SCHOOL DISTRICT OF JENNINGS	VOTES	PERCENT		VOTES	PERCENT
(Vote for) 2					
01 = DAVID GREEN	430	30.54	03 = YOLONDA FOUNTAIN-HENDERSON	497	35.30
02 = HAROLD AUSTIN	475	33.74	04 = INVALID WRITE-IN	6	.43
	01	02	03	04	
1945 NOR45 NRW52	8	14	20	0	
1946 NOR46,52,55	18	29	25	0	
1948 NOR48,51	20	11	21	2	
1963 NOR63	23	19	23	0	
2010 NRW10,11,12	106	113	99	3	
2013 NRW13,18	44	33	46	0	
2030 NRW30,33,36	35	42	44	0	
2035 NRW35	25	22	29	0	
2037 NRW37,40	26	30	30	0	
2038 NRW38,57,58,59	16	18	17	1	
2042 NRW42	34	67	52	0	
2047 NRW47,49	38	35	32	0	
2050 NRW50,51	22	14	31	0	
2053 NRW53	7	10	9	0	
2054 NRW54	7	7	4	0	
2055 NRW55	1	3	3	0	
2056 NRW56	0	8	12	0	

WE, THE BOARD OF ELECTION COMMISSIONERS OF ST. LOUIS COUNTY, MISSOURI, ACTING AS THE VERIFICATION BOARD PURSUANT TO 115.507,R.S.Mo 1978, HEREBY CERTIFY THE FOREGOING TO BE A TRUE AND CORRECT ABSTRACT OF VOTES CAST FOR THE CANDIDATES AND ISSUES AT THE GENERAL MUNICIPAL ELECTION HELD IN ST. LOUIS COUNTY, MISSOURI, ON APRIL 2, 2013. IN TESTIMONY WHEREOF, WE HAVE HEREUNTO SET OUR HAND AT OUR OFFICE IN MAPLEWOOD, ST. LOUIS COUNTY, MISSOURI, ON APRIL 16, 2013.

Richard H. Kellett
 RICHARD H. KELLETT, CHAIRMAN

Ann Pluemer
 ANN PLUEMER, COMMISSIONER

RUN DATE:04/15/13 01:48 PM

	TOTAL	PERCENT	03 = VOTER TURNOUT - TOTAL	TOTAL	PERCENT
01 = REGISTERED VOTERS - TOTAL	32,511				
02 = BALLOTS CAST - TOTAL	7,227				22.23
	01	02	03		
0201 BON1,21,36	1794	413	23.02		
0202 BON2,4,14,18	1360	355	26.10		
0205 BON5	1223	244	19.95		
0206 BON6,7	1648	393	23.85		
0208 BON8,22,47	1579	393	24.89		
0209 BON9	1835	474	25.83		
0211 BON11,33	1228	306	24.92		
0212 BON12	1701	482	28.34		
0213 BON13,23,29	2078	441	21.22		
0217 BON17,45	653	28	4.29		
0219 BON19,35 CLA15	1426	270	18.93		
0224 BON24,28	994	153	15.39		
0227 BON27,34	1502	228	15.18		
0231 BON31,32	1988	405	20.37		
0506 CLA6,18,29	1177	223	18.95		
0536 CLA36	66	10	15.15		
0555 CLA55	156	15	9.62		
0561 CLA61	373	88	23.59		
0903 GRA3	12	5	41.67		
1103 JEF3	575	140	24.35		
1104 JEF4	356	63	17.70		
1132 JEF32,33	1482	334	22.54		
1134 JEF34	1142	261	22.85		
1137 JEF37,39	1405	335	23.84		
1801 MR1,11,13	878	200	22.78		
1806 MR6,38	918	203	22.11		
1809 MR9	91	16	17.58		
1819 MR19,20,21,22	1692	383	22.64		
1834 MR34	475	132	27.79		
1837 MR37,49	704	234	33.24		

DIRECTOR KIRKWOOD SCHOOL DISTRICT R-7	VOTES		PERCENT		VOTES		PERCENT	
(Vote for) 2								
01 = MARIE KELLY	4,260	32.41	04 = ERIC CHRISTIAN PETERSON	2,304	17.53			
02 = DARNEL FROST	3,446	26.22	05 = AMY RUSSELL	2,577	19.61			
03 = ANTONA BRENT SMITH	532	4.05	06 = INVALID WRITE-IN	24	.18			
	01	02	03	04	05	06		
0201 BON1,21,36	271	229	25	100	123	2		
0202 BON2,4,14,18	217	187	29	116	113	1		
0205 BON5	157	124	28	67	82	1		
0206 BON6,7	225	216	28	134	136	0		
0208 BON8,22,47	229	186	39	143	138	1		
0209 BON9	301	265	27	142	152	0		
0211 BON11,33	208	165	24	91	84	2		
0212 BON12	326	266	43	134	116	2		
0213 BON13,23,29	270	236	39	133	141	0		
0217 BON17,45	10	15	7	8	4	0		
0219 BON19,35 CLA15	160	139	14	94	100	1		
0224 BON24,28	69	67	31	42	55	0		
0227 BON27,34	134	113	29	71	77	2		
0231 BON31,32	253	224	35	110	142	0		
0506 CLA6,18,29	123	96	10	81	91	0		
0536 CLA36	5	3	1	1	1	0		
0555 CLA55	6	4	0	6	8	0		
0561 CLA61	35	18	3	48	49	0		
0903 GRA3	2	1	1	2	2	0		
1103 JEF3	83	76	8	31	46	0		
1104 JEF4	36	22	1	19	30	0		
1132 JEF32,33	207	164	16	98	96	1		
1134 JEF34	153	113	19	69	104	0		
1137 JEF37,39	229	162	16	101	105	5		
1801 MR1,11,13	107	69	9	78	100	0		
1806 MR6,38	94	66	5	96	109	0		
1809 MR9	4	5	2	6	7	0		
1819 MR19,20,21,22	189	119	23	127	177	0		
1834 MR34	60	36	6	49	65	1		
1837 MR37,49	97	60	14	107	124	5		

WE, THE BOARD OF ELECTION COMMISSIONERS OF ST. LOUIS COUNTY, MISSOURI, ACTING AS THE VERIFICATION BOARD PURSUANT TO 115.507,R.S.Mo 1978, HEREBY CERTIFY THE FOREGOING TO BE A TRUE AND CORRECT ABSTRACT OF VOTES CAST FOR THE CANDIDATES AND ISSUES AT THE GENERAL MUNICIPAL ELECTION HELD IN ST. LOUIS COUNTY, MISSOURI, ON APRIL 2, 2013. IN TESTIMONY WHEREOF, WE HAVE HEREUNTO SET OUR HAND AT OUR OFFICE IN MAPLEWOOD, ST. LOUIS COUNTY, MISSOURI, ON APRIL 16, 2013.

Richard H. Kellett
RICHARD H. KELLETT, CHAIRMAN

Ann Pluemmer
ANN PLUEMER, COMMISSIONER

SCHOOL DISTRICT OF LADUE
 RUN DATE:04/15/13 01:48 PM

GENERAL MUNICIPAL ELECTION
 ST. LOUIS COUNTY, MISSOURI
 TUESDAY, APRIL 2, 2013

OFFICIAL FINAL RESULTS

	01 = REGISTERED VOTERS - TOTAL	02 = BALLOTS CAST - TOTAL	TOTAL	PERCENT	03 = VOTER TURNOUT - TOTAL	TOTAL	PERCENT
			20,928				18.99
			3,975				
	01	02	03				
0312 CC12,13,22,61 MID1,13,28+	1544	350	22.67				
0315 CC15 CLA16,64	1313	221	16.83				
0319 CC19,67	985	182	18.48				
0323 CC23	1351	296	21.91				
0327 CC27,29	807	109	13.51				
0333 CC33,58,62	866	145	16.74				
0334 CC34	203	43	21.18				
0336 CC36,46	932	214	22.96				
0337 CC37	138	35	25.36				
0338 CC38,47	147	18	12.24				
0339 CC39,43	104	15	14.42				
0355 CC55	424	91	21.46				
0360 CC60	159	35	22.01				
0365 CC65	71	18	25.35				
0507 CLA7	447	84	18.79				
0512 CLA12,26	411	60	14.60				
0513 CLA13,14,47	1461	289	19.78				
0520 CLA20	721	111	15.40				
0524 CLA24	444	72	16.22				
0525 CLA25,40	1000	186	18.60				
0528 CLA28	158	28	17.72				
0534 CLA34	91	13	14.29				
0537 CLA37	949	153	16.12				
0563 CLA63	12	0	.00				
1716 MID16,41,63	1685	239	14.18				
1717 MID17,29,34,36,37,49,51+	2422	449	18.54				
1757 MID57,62	167	10	5.99				
1840 MR40	180	30	16.67				
1842 MR42	201	40	19.90				
1846 MR46	521	159	30.52				
1851 MR51,70	974	271	27.82				
1856 MR56	40	9	22.50				

DIRECTOR SCHOOL DISTRICT OF THE CITY OF LADUE							VOTES	PERCENT	VOTES	PERCENT
(Vote for) 2										
01 = WILLIAM SHIRLEY						782	12.88	04 = DAN REGELEAN	1,523	25.09
02 = JEFF KOPOLOW						2,162	35.61	05 = SAM GOODMAN	839	13.82
03 = KISHA LEE						725	11.94	06 = INVALID WRITE-IN	40	.66
	01	02	03	04	05	06				
0312 CC12,13,22,61 MID1,13,28+	60	251	44	166	57	3				
0315 CC15 CLA16,64	47	102	22	76	37	3				
0319 CC19,67	41	98	24	63	40	2				
0323 CC23	43	174	48	129	70	1				
0327 CC27,29	18	52	22	45	16	3				
0333 CC33,58,62	25	87	24	43	55	0				
0334 CC34	7	13	5	26	14	0				
0336 CC36,46	43	124	26	88	50	2				
0337 CC37	6	18	9	18	11	1				
0338 CC38,47	4	10	3	2	10	0				
0339 CC39,43	4	6	6	6	4	0				
0355 CC55	12	62	8	48	11	0				
0360 CC60	7	21	4	15	7	0				
0365 CC65	4	11	3	3	6	0				
0507 CLA7	24	44	16	32	20	0				
0512 CLA12,26	17	29	8	20	15	2				
0513 CLA13,14,47	38	177	46	144	39	6				
0520 CLA20	27	51	17	37	22	4				
0524 CLA24	16	33	7	20	11	1				
0525 CLA25,40	67	73	24	67	53	1				
0528 CLA28	5	15	2	15	3	2				
0534 CLA34	5	3	2	6	2	0				
0537 CLA37	44	69	18	60	33	2				
0563 CLA63	0	0	0	0	0	0				
1716 MID16,41,63	31	146	112	43	58	0				
1717 MID17,29,34,36,37,49,51+	70	299	135	197	60	4				
1757 MID57,62	1	4	5	0	8	0				
1840 MR40	5	12	9	10	7	0				
1842 MR42	8	20	13	9	7	0				
1846 MR46	37	55	20	48	35	3				
1851 MR51,70	65	100	41	84	76	0				
1856 MR56	1	3	2	3	2	0				

WE, THE BOARD OF ELECTION COMMISSIONERS OF ST. LOUIS COUNTY, MISSOURI, ACTING AS THE VERIFICATION BOARD PURSUANT TO 115.507,R.S.Mo 1978, HEREBY CERTIFY THE FOREGOING TO BE A TRUE AND CORRECT ABSTRACT OF VOTES CAST FOR THE CANDIDATES AND ISSUES AT THE GENERAL MUNICIPAL ELECTION HELD IN ST. LOUIS COUNTY, MISSOURI, ON APRIL 2, 2013. IN TESTIMONY WHEREOF, WE HAVE HEREUNTO SET OUR HAND AT OUR OFFICE IN MAPLEWOOD, ST. LOUIS COUNTY, MISSOURI, ON APRIL 16, 2013.

Richard H. Kellett
RICHARD H. KELLETT, CHAIRMAN

f. Pluemer
ANN PLUEMER, COMMISSIONER

LINDBERGH SCHOOLS
 RUN DATE:04/15/13 01:49 PM

GENERAL MUNICIPAL ELECTION
 ST. LOUIS COUNTY, MISSOURI
 TUESDAY, APRIL 2, 2013

OFFICIAL FINAL RESULTS

	TOTAL	PERCENT		TOTAL	PERCENT
01 = REGISTERED VOTERS - TOTAL	36,290		03 = VOTER TURNOUT - TOTAL	7,695	21.20
02 = BALLOTS CAST - TOTAL	7,695				
	01	02	03		
0215 BON15,16	1374	200	14.56		
0220 BON20	479	120	25.05		
0226 BON26	188	42	22.34		
0237 BON37,38	869	350	40.28		
0239 BON39	70	25	35.71		
0240 BON40	702	218	31.05		
0241 BON41,44	506	158	31.23		
0601 CON1 GRA58	1183	256	21.64		
0603 CON3,53	625	153	24.48		
0610 CON10,29	1583	218	13.77		
0613 CON13,47,49,59	1837	309	16.82		
0614 CON14	285	61	21.40		
0615 CON15,42	1094	200	18.28		
0621 CON21,56,57	655	120	18.32		
0622 CON22	777	105	13.51		
0623 CON23	14	0	.00		
0624 CON24,28,46,51	1418	266	18.76		
0625 CON25	1034	197	19.05		
0626 CON26	230	16	6.96		
0630 CON30,52	827	135	16.32		
0631 CON31	496	116	23.39		
0637 CON37	317	47	14.83		
0643 CON43,45,55,58	1798	295	16.41		
0648 CON48	50	10	20.00		
0654 CON54 TSF14	853	149	17.47		
0901 GRA1	135	40	29.63		
0902 GRA2,8	402	70	17.41		
0904 GRA4,55	1539	340	22.09		
0905 GRA5,36	1566	417	26.63		
0906 GRA6	1127	146	12.95		
0909 GRA9,45	774	196	25.32		
0910 GRA10,12	119	36	30.25		
0911 GRA11,46	589	118	20.03		
0914 GRA14,41	884	175	19.80		
0917 GRA17,61	1061	282	26.58		
0924 GRA24,32,48	981	169	17.23		
0926 GRA26	1002	117	11.68		
0927 GRA27	285	57	20.00		
0928 GRA28,29	988	285	28.85		
0943 GRA43,51	119	15	12.61		
0944 GRA44	722	390	54.02		
0947 GRA47,53	895	309	34.53		
0949 GRA49	9	3	33.33		
0950 GRA50	440	90	20.45		
0952 GRA52	128	17	13.28		
0957 GRA57	77	12	15.58		
0959 GRA59,60	22	3	13.64		
2618 TSF18,30	1258	280	22.26		
2619 TSF19,28	1904	362	19.01		

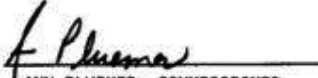
	VOTES		PERCENT			VOTES		PERCENT	
DIRECTOR LINDBERGH SCHOOLS									
(Vote for) 2									
01 = ADAM McBRIDE		2,223		17.75					
02 = KARA GOTSCH		3,515		28.07	04 = CINDY McDANIEL	2,683		21.42	
03 = VIC LENZ		4,065		32.46	05 = INVALID WRITE-IN	38		.30	
	01	02	03	04	05				
0215 BON15,16	67	59	79	99	6				
0220 BON20	18	65	68	41	0				
0226 BON26	17	12	9	21	0				
0237 BON37,38	111	131	127	153	1				
0239 BON39	12	6	8	6	0				
0240 BON40	76	63	86	85	0				
0241 BON41,44	38	67	91	50	3				
0601 CON1 GRA58	58	136	139	98	0				
0603 CON3,53	32	69	90	53	2				
0610 CON10,29	93	96	110	60	1				
0613 CON13,47,49,59	87	162	206	94	1				
0614 CON14	21	19	36	28	0				
0615 CON15,42	57	104	110	64	2				
0621 CON21,56,57	37	64	72	34	0				
0622 CON22	35	43	54	38	3				
0623 CON23	0	0	0	0	0				
0624 CON24,28,46,51	59	135	161	81	2				
0625 CON25	49	110	116	42	0				
0626 CON26	3	12	5	8	0				
0630 CON30,52	46	59	71	56	1				
0631 CON31	34	60	65	36	0				
0637 CON37	19	19	14	13	0				
0643 CON43,45,55,58	90	121	146	104	1				
0648 CON48	1	8	8	0	0				
0654 CON54 TSF14	42	61	79	66	1				
0901 GRA1	12	21	17	10	0				
0902 GRA2,8	29	24	26	25	0				
0904 GRA4,55	99	155	157	144	1				
0905 GRA5,36	129	171	228	156	4				
0906 GRA6	48	65	72	57	4				
0909 GRA9,45	69	75	110	66	0				
0910 GRA10,12	9	19	26	6	1				
0911 GRA11,46	29	53	67	34	0				
0914 GRA14,41	44	81	101	67	0				
0917 GRA17,61	72	141	127	84	0				

0924	GRA24,32,48	32	100	98	64	1
0926	GRA26	43	55	50	52	0
0927	GRA27	16	29	30	21	0
0928	GRA28,29	67	145	165	100	0
0943	GRA43,51	2	13	9	4	0
0944	GRA44	127	156	171	145	0
0947	GRA47,53	82	153	161	110	3
0949	GRA49	0	1	2	1	0
0950	GRA50	27	35	54	31	0
0952	GRA52	4	8	10	3	0
0957	GRA57	2	8	6	3	0
0959	GRA59,60	0	3	2	0	0
2618	TSF18,30	74	143	172	83	0
2619	TSF19,28	105	180	254	87	0

=====

WE, THE BOARD OF ELECTION COMMISSIONERS OF ST. LOUIS COUNTY, MISSOURI, ACTING AS THE VERIFICATION BOARD PURSUANT TO 115.507,R.S.Mo 1978, HEREBY CERTIFY THE FOREGOING TO BE A TRUE AND CORRECT ABSTRACT OF VOTES CAST FOR THE CANDIDATES AND ISSUES AT THE GENERAL MUNICIPAL ELECTION HELD IN ST. LOUIS COUNTY, MISSOURI, ON APRIL 2, 2013. IN TESTIMONY WHEREOF, WE HAVE HEREUNTO SET OUR HAND AT OUR OFFICE IN MAPLEWOOD, ST. LOUIS COUNTY, MISSOURI, ON APRIL 16, 2013.


 RICHARD H. KELLETT, CHAIRMAN


 ANN PLUEMER, COMMISSIONER

MEHLVILLE SCHOOL DIST R-9
 RUN DATE:04/15/13 01:49 PM

GENERAL MUNICIPAL ELECTION
 ST. LOUIS COUNTY, MISSOURI
 TUESDAY, APRIL 2, 2013

OFFICIAL FINAL RESULTS

	TOTAL	PERCENT	03 = VOTER TURNOUT - TOTAL	TOTAL	PERCENT
01 = REGISTERED VOTERS - TOTAL	66,881				
02 = BALLOTS CAST - TOTAL	10,440				15.61
	01	02	03		
0611 CON11	460	67	14.57		
0612 CON12	4	0	0.00		
0616 CON16	402	59	14.68		
0618 CON18	951	92	9.67		
0620 CON20,33	287	45	15.68		
0632 CON32	571	76	13.31		
0650 CON50	425	64	15.06		
1404 LEM4,8,41	1057	113	10.69		
1406 LEM6	309	9	2.91		
1412 LEM12	538	72	13.38		
1413 LEM13	1391	222	15.96		
1415 LEM15,30,36	1836	210	11.44		
1416 LEM16,38,46 OAK12,31	1934	314	16.24		
1417 LEM17,39	1441	248	17.21		
1418 LEM18	80	5	6.25		
1421 LEM21,42	1033	113	10.94		
1422 LEM22,29	1323	158	11.94		
1423 LEM23,31	1670	268	16.05		
1424 LEM24,32	1186	162	13.66		
1433 LEM33,35,40,44,45	1524	178	11.68		
1437 LEM37	235	24	10.21		
1447 LEM47 TSF7	1455	162	11.13		
2201 OAK1,6	1373	177	12.89		
2202 OAK2,14	1785	258	14.45		
2203 OAK3,4,23,30,33	1968	298	15.14		
2205 OAK5	1313	224	17.06		
2207 OAK7,27,28	1315	246	18.71		
2208 OAK8,22	1834	387	21.10		
2209 OAK9,24,29	1740	342	19.66		
2210 OAK10,34	1737	304	17.50		
2211 OAK11,16	1555	204	13.12		
2213 OAK13,25,32	1676	236	14.08		
2215 OAK15	2298	454	19.76		
2217 OAK17,20	1871	310	16.57		
2218 OAK18,35,36 TSF4	1747	288	16.49		
2219 OAK19	2123	338	15.92		
2221 OAK21,26	1929	329	17.06		
2601 TSF1,9,20	1931	305	15.79		
2602 TSF2,10	1031	232	22.50		
2603 TSF3,5	1994	326	16.35		
2606 TSF6,8	2104	412	19.58		
2611 TSF11,12	2518	231	9.17		
2613 TSF13,17	1859	355	19.10		
2615 TSF15,27	1227	200	16.30		
2616 TSF16	1836	318	17.32		
2621 TSF21	1252	245	19.57		
2622 TSF22,23,29	1308	224	17.13		
2624 TSF24	1653	190	11.49		
2625 TSF25,26	1792	346	19.31		

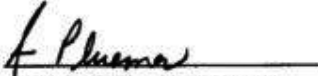
DIRECTOR MEHLVILLE SCHOOL DISTRICT R-9				VOTES	PERCENT	VOTES		PERCENT
(Vote for) 2								
01 = LARRY FELTON				5,843	36.30	03 = LORI TRAKAS	5,213	32.38
02 = VENKI PALAMAND				4,979	30.93	04 = INVALID WRITE-IN	62	.39
	01	02	03	04				
0611 CON11	32	26	44	0				
0612 CON12	0	0	0	0				
0616 CON16	29	22	22	0				
0618 CON18	47	34	50	2				
0620 CON20,33	27	13	22	1				
0632 CON32	45	27	46	0				
0650 CON50	39	18	39	0				
1404 LEM4,8,41	66	51	47	0				
1406 LEM6	2	2	6	0				
1412 LEM12	38	30	33	0				
1413 LEM13	135	107	103	3				
1415 LEM15,30,36	126	84	106	1				
1416 LEM16,38,46 OAK12,31	158	148	176	2				
1417 LEM17,39	130	89	152	3				
1418 LEM18	4	2	1	0				
1421 LEM21,42	65	35	72	2				
1422 LEM22,29	86	63	89	1				
1423 LEM23,31	143	107	130	2				
1424 LEM24,32	82	65	91	0				
1433 LEM33,35,40,44,45	103	69	96	0				
1437 LEM37	17	7	15	0				
1447 LEM47 TSF7	85	79	88	2				
2201 OAK1,6	94	96	81	0				
2202 OAK2,14	148	131	116	0				
2203 OAK3,4,23,30,33	169	155	131	0				
2205 OAK5	138	129	91	1				
2207 OAK7,27,28	155	109	122	1				
2208 OAK8,22	232	189	200	3				
2209 OAK9,24,29	186	179	166	2				
2210 OAK10,34	162	150	140	0				
2211 OAK11,16	122	98	90	2				
2213 OAK13,25,32	127	118	110	3				
2215 OAK15	221	234	252	2				
2217 OAK17,20	177	156	157	1				
2218 OAK18,35,36 TSF4	171	170	125	1				
2219 OAK19	176	154	193	1				

2221 OAK21,26	193	187	147	2
2601 TSF1,9,20	160	116	152	3
2602 TSF2,10	150	125	99	1
2603 TSF3,5	198	178	128	2
2606 TSF6,8	221	232	209	1
2611 TSF11,12	128	100	125	3
2613 TSF13,17	200	163	175	1
2615 TSF15,27	112	113	94	0
2616 TSF16	166	162	178	3
2621 TSF21	136	121	126	2
2622 TSF22,23,29	132	95	114	3
2624 TSF24	115	87	93	3
2625 TSF25,26	195	154	171	2

=====

WE, THE BOARD OF ELECTION COMMISSIONERS OF ST. LOUIS COUNTY, MISSOURI, ACTING AS THE VERIFICATION BOARD PURSUANT TO 115.507,R.S.Mo 1978, HEREBY CERTIFY THE FOREGOING TO BE A TRUE AND CORRECT ABSTRACT OF VOTES CAST FOR THE CANDIDATES AND ISSUES AT THE GENERAL MUNICIPAL ELECTION HELD IN ST. LOUIS COUNTY, MISSOURI, ON APRIL 2, 2013. IN TESTIMONY WHEREOF, WE HAVE HEREUNTO SET OUR HAND AT OUR OFFICE IN MAPLEWOOD, ST. LOUIS COUNTY, MISSOURI, ON APRIL 16, 2013.


 RICHARD H. KELLETT, CHAIRMAN


 ANN PLUEMER, COMMISSIONER

RUN DATE:04/15/13 01:49 PM

	TOTAL			PERCENT	TOTAL			PERCENT
01 = REGISTERED VOTERS - TOTAL	74				03 = VOTER TURNOUT - TOTAL			12.16
02 = BALLOTS CAST - TOTAL	9							
	01	02	03					
1507 MER7,9	53	7	13.21					
1514 MER14	3	0	.00					
1516 MER16	10	1	10.00					
1535 MER35	8	1	12.50					

DIRECTOR MERAMEC VALLEY R-III SCHOOL DISTRICT					VOTES		PERCENT	
(Vote for) 2								
01 = MIKE WELLS				2	18.18			
02 = DONALD HAZELWOOD				2	18.18	04 = SANDY MUNZLINGER	5	45.45
03 = EDDIE GROOM				2	18.18	05 = INVALID WRITE-IN	0	
	01	02	03	04	05			
1507 MER7,9	1	2	1	5	0			
1514 MER14	0	0	0	0	0			
1516 MER16	1	0	1	0	0			
1535 MER35	0	0	0	0	0			

WE, THE BOARD OF ELECTION COMMISSIONERS OF ST. LOUIS COUNTY, MISSOURI, ACTING AS THE VERIFICATION BOARD PURSUANT TO 115.507,R.S.Mo 1978, HEREBY CERTIFY THE FOREGOING TO BE A TRUE AND CORRECT ABSTRACT OF VOTES CAST FOR THE CANDIDATES AND ISSUES AT THE GENERAL MUNICIPAL ELECTION HELD IN ST. LOUIS COUNTY, MISSOURI, ON APRIL 2, 2013. IN TESTIMONY WHEREOF, WE HAVE HEREUNTO SET OUR HAND AT OUR OFFICE IN MAPLEWOOD, ST. LOUIS COUNTY, MISSOURI, ON APRIL 16, 2013.

Richard H. Kellett
 RICHARD H. KELLETT, CHAIRMAN

f. Pluemer
 ANN PLUEMER, COMMISSIONER

NORMANDY SCHOOL DISTRICT
 RUN DATE:04/15/13 01:50 PM

GENERAL MUNICIPAL ELECTION
 ST. LOUIS COUNTY, MISSOURI
 TUESDAY, APRIL 2, 2013

OFFICIAL FINAL RESULTS

	01 = REGISTERED VOTERS - TOTAL	02 = BALLOTS CAST - TOTAL	TOTAL 25,926	PERCENT 4,422	03 = VOTER TURNOUT - TOTAL	TOTAL	PERCENT
	01	02	03				
0116 AP16,43 NOR31	146	11	7.53				
0150 AP50 NOR21	1720	163	9.48				
1710 MID10	132	45	34.09				
1718 MID18	364	52	14.29				
1730 MID30	317	57	17.98				
1732 MID32	44	2	4.55				
1901 NOR1	621	173	27.86				
1902 NOR2	729	138	18.93				
1903 NOR3	532	181	34.02				
1905 NOR5	685	105	15.33				
1906 NOR6	967	149	15.41				
1907 NOR7	723	167	23.10				
1908 NOR8	12	0	.00				
1909 NOR9	595	130	21.85				
1911 NOR11	378	149	39.42				
1914 NOR14	175	55	31.43				
1915 NOR15	1195	305	25.52				
1916 NOR16	546	121	22.16				
1917 NOR17	33	0	.00				
1918 NOR18	528	86	16.29				
1919 NOR19	455	15	3.30				
1920 NOR20	352	10	2.84				
1922 NOR22	229	73	31.88				
1924 NOR24	174	4	2.30				
1928 NOR28	80	5	6.25				
1929 NOR29	987	303	30.70				
1930 NOR30	742	262	35.31				
1933 NOR33	205	71	34.63				
1935 NOR35,49,54	601	28	4.66				
1936 NOR36	490	51	10.41				
1937 NOR37	465	72	15.48				
1938 NOR38	2	0	.00				
1939 NOR39	347	70	20.17				
1940 NOR40	131	24	18.32				
1941 NOR41,56	369	92	24.93				
1942 NOR42	403	134	33.25				
1944 NOR44	139	5	3.60				
1947 NOR47	0	0	.00				
1950 NOR50	67	3	4.48				
1953 NOR53	455	77	16.92				
1958 NOR58,62	552	29	5.25				
1961 NOR61	125	3	2.40				
1964 NOR64	1	0	.00				
2701 UNV1	738	143	19.38				
2702 UNV2,48	71	5	7.04				
2703 UNV3	201	25	12.44				
2705 UNV5	26	2	7.69				
2706 UNV6,13	284	16	5.63				
2707 UNV7,9,11	866	50	5.77				
2708 UNV8	201	65	32.34				
2710 UNV10	752	110	14.63				
2712 UNV12	114	20	17.54				
2717 UNV17	858	84	9.79				
2721 UNV21	633	131	20.70				
2737 UNV37,47	1015	44	4.33				
2746 UNV46	1453	97	6.68				
2749 UNV49	901	210	23.31				

DIRECTOR NORMANDY SCHOOL DISTRICT	VOTES PERCENT					VOTES PERCENT	
(Vote for) 2	01	02	03	04	05	04 = EDWARD C. HAYNIE	05 = INVALID WRITE-IN
01 = TERRY ARTIS			1,709	27.80		1,045	17.00
02 = DRYVER HENDERSON			1,512	24.60		28	.46
03 = NANCY M. HARTMAN			1,853	30.14			
0116 AP16,43 NOR31	5	2	8	1	0		
0150 AP50 NOR21	71	60	86	37	0		
1710 MID10	13	12	22	13	2		
1718 MID18	18	21	25	13	0		
1730 MID30	22	25	19	6	0		
1732 MID32	1	2	1	0	0		
1901 NOR1	55	55	62	20	1		
1902 NOR2	46	38	49	22	0		
1903 NOR3	60	42	59	30	1		
1905 NOR5	44	33	31	21	0		
1906 NOR6	48	40	57	37	2		
1907 NOR7	49	53	79	37	2		
1908 NOR8	0	0	0	0	0		
1909 NOR9	82	70	29	19	0		
1911 NOR11	78	80	55	32	7		
1914 NOR14	17	18	38	25	0		
1915 NOR15	122	153	155	80	3		
1916 NOR16	32	28	86	60	0		
1917 NOR17	0	0	0	0	0		
1918 NOR18	32	22	41	26	1		
1919 NOR19	6	2	7	6	0		
1920 NOR20	2	4	6	2	0		
1922 NOR22	30	20	26	20	0		
1924 NOR24	0	1	3	2	0		
1928 NOR28	3	1	1	0	0		
1929 NOR29	111	104	110	87	0		
1930 NOR30	92	60	152	92	5		

1933	NOR33	37	15	29	15	0
1935	NOR35,49,54	13	7	19	6	0
1936	NOR36	26	19	23	16	0
1937	NOR37	45	40	12	10	0
1938	NOR38	0	0	0	0	0
1939	NOR39	30	35	30	22	0
1940	NOR40	9	7	11	10	0
1941	NOR41,56	36	27	43	24	2
1942	NOR42	54	69	60	30	0
1944	NOR44	3	2	2	1	0
1947	NOR47	0	0	0	0	0
1950	NOR50	1	2	2	1	0
1953	NOR53	22	13	53	26	0
1958	NOR58,62	12	10	12	7	0
1961	NOR61	0	1	3	1	0
1964	NOR64	0	0	0	0	0
2701	UNV1	60	40	50	23	0
2702	UNV2,48	2	2	2	0	0
2703	UNV3	14	11	8	4	0
2705	UNV5	0	1	1	1	0
2706	UNV6,13	5	4	7	3	0
2707	UNV7,9,11	16	20	14	12	0
2708	UNV8	21	19	16	7	0
2710	UNV10	50	28	45	15	0
2712	UNV12	5	5	4	3	0
2717	UNV17	32	30	23	13	0
2721	UNV21	50	46	34	16	0
2737	UNV37,47	18	18	22	14	0
2746	UNV46	33	30	45	27	2
2749	UNV49	76	65	76	50	0

=====

		VOTES	PERCENT
NORMANDY SCHOOL DISTRICT-PROPOSITION T			
BONDS-CAPITAL IMPROV (57.15% NEEDED)			
(Vote for) 1			
01 = YES		2,445	60.42
02 = NO		1,602	39.58


		01	02
0116	AP16,43 NOR31	3	8
0150	AP50 NOR21	90	65
1710	MID10	25	16
1718	MID18	36	14
1730	MID30	35	20
1732	MID32	2	0
1901	NOR1	95	53
1902	NOR2	70	49
1903	NOR3	90	58
1905	NOR5	61	31
1906	NOR6	69	57
1907	NOR7	94	57
1908	NOR8	0	0
1909	NOR9	73	46
1911	NOR11	67	74
1914	NOR14	31	24
1915	NOR15	165	134
1916	NOR16	92	27
1917	NOR17	0	0
1918	NOR18	51	32
1919	NOR19	11	4
1920	NOR20	9	1
1922	NOR22	47	23
1924	NOR24	3	1
1928	NOR28	5	0
1929	NOR29	166	117
1930	NOR30	145	104
1933	NOR33	38	25
1935	NOR35,49,54	18	8
1936	NOR36	28	21
1937	NOR37	37	27
1938	NOR38	0	0
1939	NOR39	46	20
1940	NOR40	16	5
1941	NOR41,56	42	38
1942	NOR42	67	63
1944	NOR44	0	5
1947	NOR47	0	0
1950	NOR50	2	1
1953	NOR53	39	30
1958	NOR58,62	17	11
1961	NOR61	1	2
1964	NOR64	0	0
2701	UNV1	87	45
2702	UNV2,48	3	2
2703	UNV3	17	7
2705	UNV5	2	0
2706	UNV6,13	8	8
2707	UNV7,9,11	26	18
2708	UNV8	42	16
2710	UNV10	66	37
2712	UNV12	8	10
2717	UNV17	44	36
2721	UNV21	80	26
2737	UNV37,47	27	14
2746	UNV46	53	40
2749	UNV49	96	72

=====

WE, THE BOARD OF ELECTION COMMISSIONERS OF ST. LOUIS COUNTY, MISSOURI, ACTING AS THE VERIFICATION BOARD PURSUANT TO 115.507,R.S.Mo 1978, HEREBY CERTIFY THE FOREGOING TO BE A TRUE AND CORRECT ABSTRACT OF VOTES

CAST FOR THE CANDIDATES AND ISSUES AT THE GENERAL MUNICIPAL ELECTION HELD IN ST. LOUIS COUNTY, MISSOURI, ON APRIL 2, 2013. IN TESTIMONY WHEREOF, WE HAVE HEREUNTO SET OUR HAND AT OUR OFFICE IN MAPLEWOOD, ST. LOUIS COUNTY, MISSOURI, ON APRIL 16, 2013.


RICHARD H. KELLETT, CHAIRMAN


ANN PLUEMER, COMMISSIONER

PARKWAY SCHOOL DISTRICT
 RUN DATE:04/15/13 01:50 PM

GENERAL MUNICIPAL ELECTION
 ST. LOUIS COUNTY, MISSOURI
 TUESDAY, APRIL 2, 2013

OFFICIAL FINAL RESULTS

01 = REGISTERED VOTERS - TOTAL
 02 = BALLOTS CAST - TOTAL

TOTAL
 103,546
 16,413

PERCENT

03 = VOTER TURNOUT - TOTAL

TOTAL
 PERCENT
 15.85

	01	02	03
0301 CC1	1258	163	12.96
0302 CC2,7 MHT13,43	1529	178	11.64
0303 CC3,5	1099	138	12.56
0304 CC4,59	464	23	4.96
0306 CC6,52	1135	143	12.60
0308 CC8	6	5	83.33
0309 CC9	5	0	.00
0310 CC10	238	37	15.55
0311 CC11,16,28,68	1885	210	11.14
0314 CC14,24,25,51	1866	324	17.36
0320 CC20,21	1197	244	20.38
0326 CC26	89	6	6.74
0332 CC32,56	56	17	30.36
0335 CC35,50	1583	186	11.75
0340 CC40,48	150	18	12.00
0345 CC45	40	3	7.50
0349 CC49	619	78	12.60
0363 CC63	350	47	13.43
0366 CC66 MR39	520	110	21.15
0412 CHE12	442	88	19.91
0419 CHE19 MR64	987	204	20.67
0422 CHE22,45 LAF12	1845	312	16.91
0431 CHE31	3	0	.00
0432 CHE32 LAF26	214	42	19.63
0442 CHE42,48,58 MR10	1311	350	26.70
0444 CHE44 LAF1,30	1767	385	21.79
0452 CHE52	9	2	22.22
1202 LAF2	1385	212	15.31
1203 LAF3	135	15	11.11
1204 LAF4,15	1280	190	14.84
1205 LAF5,50	1391	209	15.03
1206 LAF6,51,52	1160	162	13.97
1208 LAF8,53	875	190	21.71
1211 LAF11	600	63	10.50
1214 LAF14	738	139	18.83
1216 LAF16	557	72	12.93
1217 LAF17	406	54	13.30
1218 LAF18,20	1128	206	18.26
1225 LAF25,36	408	89	21.81
1227 LAF27	1320	204	15.45
1228 LAF28	906	210	23.18
1229 LAF29	1031	269	26.09
1231 LAF31	898	207	23.05
1232 LAF32	940	242	25.74
1233 LAF33	1061	229	21.58
1234 LAF34	66	11	16.67
1235 LAF35	217	36	16.59
1246 LAF46 QUE26	464	58	12.50
1247 LAF47 QUE27	300	24	8.00
1529 MER29 QUE19	1453	105	7.23
1547 MER47	470	25	5.32
1601 MHT1,4	1183	269	22.74
1602 MHT2,5,7,26,65,66	2178	561	25.76
1603 MHT3,24 MR65	1471	386	26.24
1606 MHT6,14,49	1731	212	12.25
1608 MHT8,28	565	97	17.17
1609 MHT9	1365	246	18.02
1610 MHT10,21,25,33,47	1756	189	10.76
1611 MHT11	766	101	13.19
1616 MHT16	1	1	100.0
1619 MHT19,27,64	1685	429	25.46
1620 MHT20,48	1155	186	16.10
1623 MHT23	926	157	16.95
1629 MHT29,61	321	8	2.49
1630 MHT30,45	171	27	15.79
1631 MHT31,40	399	52	13.03
1632 MHT32	542	14	2.58
1634 MHT34	1649	323	19.59
1635 MHT35,56	1262	202	16.01
1636 MHT36,38,58	1162	94	8.09
1637 MHT37	3	2	66.67
1639 MHT39 MR52	461	118	25.60
1641 MHT41	680	16	2.35
1642 MHT42	443	88	19.86
1644 MHT44	102	3	2.94
1646 MHT46	130	6	4.62
1650 MHT50,52	931	115	12.35
1651 MHT51	139	3	2.16
1653 MHT53	129	28	21.71
1654 MHT54	7	1	14.29
1655 MHT55	183	23	12.57
1659 MHT59	3	0	.00
1660 MHT60	57	2	3.51
1662 MHT62,63	47	5	10.64
1802 MR2	136	35	25.74
1803 MR3,67	931	116	12.46
1804 MR4,59,60	990	90	9.09
1805 MR5,28,32	969	235	24.25
1807 MR7	649	64	9.86
1808 MR8,12,15,24,41,47,62	1405	335	23.84
1814 MR14	346	60	17.34
1816 MR16,17	975	323	33.13
1818 MR18,68,69,72	2043	431	21.10
1823 MR23,53,73	911	221	24.26
1825 MR25,31,61	1256	309	24.60
1826 MR26,36,45	1216	160	13.16

1827	MR27	2059	. 225	10.93
1829	MR29	813	. 150	18.45
1830	MR30	523	. 43	8.22
1833	MR33,54	508	. 76	14.96
1835	MR35,50	1099	. 107	9.74
1843	MR43	427	. 63	14.75
1844	MR44	677	. 139	20.53
1848	MR48	499	. 138	27.66
1855	MR55	252	. 76	30.16
1857	MR57	559	. 71	12.70
1858	MR58	1163	. 174	14.96
1863	MR63,66	612	. 80	13.07
1871	MR71 QUE1,5	1455	. 122	8.38
1874	MR74	299	. 58	19.40
2155	NW55	401	. 17	4.24
2302	QUE2,14,22	1475	. 159	10.78
2303	QUE3	135	. 12	8.89
2304	QUE4	454	. 88	19.38
2307	QUE7	805	. 105	13.04
2308	QUE8	331	. 41	12.39
2310	QUE10	396	. 74	18.69
2312	QUE12	550	. 34	6.18
2313	QUE13,52	152	. 12	7.89
2316	QUE16	445	. 52	11.69
2318	QUE18	912	. 150	16.45
2321	QUE21	70	. 3	4.29
2323	QUE23	861	. 106	12.31
2324	QUE24,41,47	1244	. 131	10.53
2329	QUE29	1483	. 176	11.87
2330	QUE30	134	. 17	12.69
2331	QUE31,53,54	713	. 105	14.73
2333	QUE33	439	. 73	16.63
2337	QUE37	1288	. 94	7.30
2343	QUE43	944	. 120	12.71
2344	QUE44	857	. 143	16.69
2345	QUE45	380	. 43	11.32
2349	QUE49	278	. 9	3.24
2811	WH11,49	1062	. 91	8.57
2815	WH15	606	. 75	12.38
2824	WH24	549	. 58	10.56
2833	WH33	351	. 26	7.41

DIRECTOR PARKWAY SCHOOL DISTRICT		VOTES PERCENT		VOTES PERCENT	
(Vote for) 2					
01 = SAM SCIORTINO	5,061	21.27			
02 = JENIFER A. CLIFTON	3,350	14.08	06 = BRAD WILLIAMS	1,700	7.14
03 = TOM APPELBAUM	3,603	15.14	07 = KEN EIGENBERG	2,231	9.37
04 = DANIEL P. BRODSKY	2,234	9.39	08 = DIANE FINNSTEAD	2,363	9.93
05 = DEBBIE HOPPER	3,140	13.19	09 = INVALID WRITE-IN	117	.49

	01	02	03	04	05	06	07	08	09	
0301	CC1	35	41	32	30	32	21	19	23	5
0302	CC2,7 MHT13,43	61	36	59	27	40	15	22	28	2
0303	CC3,5	33	21	40	30	30	9	17	29	5
0304	CC4,59	5	5	6	1	1	2	1	2	0
0306	CC6,52	47	27	27	23	28	19	22	22	1
0308	CC8	2	2	0	0	0	1	0	1	0
0309	CC9	0	0	0	0	0	0	0	0	0
0310	CC10	16	6	3	8	4	1	4	2	0
0311	CC11,16,28,68	71	39	66	42	36	19	17	19	1
0314	CC14,24,25,51	84	52	82	83	53	24	30	33	0
0320	CC20,21	147	27	46	30	31	13	22	22	0
0326	CC26	6	1	0	0	2	2	0	0	0
0332	CC32,56	3	4	4	2	7	4	0	6	0
0335	CC35,50	52	32	52	49	25	23	30	29	3
0340	CC40,48	5	0	1	5	0	0	4	1	0
0345	CC45	2	0	0	0	1	0	0	0	0
0349	CC49	33	17	19	15	16	9	7	7	1
0363	CC63	22	4	14	9	7	3	9	3	2
0366	CC66 MR39	39	11	22	10	19	13	6	11	0
0412	CHE12	14	18	12	10	21	13	17	19	0
0419	CHE19 MR64	53	23	52	48	30	27	37	19	0
0422	CHE22,45 LAF12	90	55	56	39	52	36	29	43	0
0431	CHE31	0	0	0	0	0	0	0	0	0
0432	CHE32 LAF26	15	10	5	4	14	7	5	9	0
0442	CHE42,48,58 MR10	77	71	75	49	66	36	58	37	0
0444	CHE44 LAF1,30	97	75	66	67	82	40	44	70	3
0452	CHE52	1	2	0	0	0	0	0	0	0
1202	LAF2	80	72	37	23	39	24	24	37	2
1203	LAF3	4	2	8	2	3	3	1	2	0
1204	LAF4,15	68	42	36	30	37	19	32	30	1
1205	LAF5,50	79	43	47	24	50	19	31	28	0
1206	LAF6,51,52	53	28	38	29	33	14	17	21	7
1208	LAF8,53	79	47	37	29	39	16	18	15	0
1211	LAF11	32	11	12	9	12	5	9	3	2
1214	LAF14	53	32	34	21	26	18	10	28	0
1216	LAF16	20	16	21	16	14	8	7	12	0
1217	LAF17	23	6	14	4	18	5	5	13	0
1218	LAF18,20	67	44	43	20	51	21	34	27	7
1225	LAF25,36	26	12	15	8	26	15	8	10	0
1227	LAF27	87	35	40	14	82	22	32	30	0
1228	LAF28	87	27	37	38	42	25	21	27	1
1229	LAF29	97	44	73	23	41	22	35	45	0
1231	LAF31	46	35	50	26	46	32	22	23	1
1232	LAF32	66	36	58	19	37	24	35	40	0
1233	LAF33	75	48	50	28	42	23	28	34	3
1234	LAF34	6	4	2	1	2	0	1	0	1
1235	LAF35	12	7	10	7	4	5	5	6	2
1246	LAF46 QUE26	15	17	9	3	21	7	4	12	1
1247	LAF47 QUE27	1	7	3	3	10	4	3	4	0
1529	MER29 QUE19	23	31	24	17	31	9	8	18	3
1547	MER47	12	3	8	4	4	3	5	6	0

1601	MHT1,4	78	47	64	43	46	32	43	32	2
1602	MHT2,5,7,26,65,66	133	92	150	69	95	56	73	84	6
1603	MHT3,24 MR65	100	70	92	67	55	32	50	36	1
1606	MHT6,14,49	36	49	57	25	49	13	36	44	2
1608	MHT8,28	25	25	25	20	17	7	17	16	2
1609	MHT9	75	61	62	55	35	29	21	26	2
1610	MHT10,21,25,33,47	58	40	73	14	37	30	19	32	4
1611	MHT11	27	24	24	14	24	16	15	10	0
1616	MHT16	0	0	0	0	0	0	0	0	0
1619	MHT19,27,64	129	77	94	32	69	61	37	56	6
1620	MHT20,48	38	58	32	11	36	24	37	36	2
1623	MHT23	41	27	48	21	22	20	37	21	2
1629	MHT29,61	1	3	2	3	1	2	0	0	0
1630	MHT30,45	6	3	11	7	4	4	4	3	0
1631	MHT31,40	14	12	18	13	7	7	10	8	0
1632	MHT32	3	4	5	0	4	2	1	4	1
1634	MHT34	91	108	77	29	62	35	49	38	1
1635	MHT35,56	101	44	34	28	37	22	20	15	0
1636	MHT36,38,58	21	26	30	9	20	7	11	20	0
1637	MHT37	0	1	1	1	1	0	0	0	0
1639	MHT39 MR52	30	28	25	20	28	14	11	15	0
1641	MHT41	2	11	1	3	4	3	1	3	0
1642	MHT42	18	19	16	13	15	7	6	12	1
1644	MHT44	1	2	1	1	0	0	0	0	0
1646	MHT46	0	2	1	1	1	2	1	0	0
1650	MHT50,52	52	19	24	24	24	12	16	8	0
1651	MHT51	1	1	0	0	0	2	0	0	0
1653	MHT53	11	4	6	8	5	1	5	3	0
1654	MHT54	1	0	0	1	0	0	0	0	0
1655	MHT55	1	3	10	8	2	3	3	4	0
1659	MHT59	0	0	0	0	0	0	0	0	0
1660	MHT60	0	1	1	0	0	0	0	0	0
1662	MHT62,63	0	0	2	0	2	1	1	0	0
1802	MR2	6	6	11	0	4	4	1	4	0
1803	MR3,67	62	14	29	15	14	11	11	11	0
1804	MR4,59,60	33	20	18	7	18	6	13	15	0
1805	MR5,28,32	72	44	47	19	45	21	27	32	1
1807	MR7	18	14	16	3	21	5	10	10	0
1808	MR8,12,15,24,41,47,62	69	55	54	31	65	27	49	57	1
1814	MR14	25	18	8	9	9	9	11	10	2
1816	MR16,17	90	64	60	27	69	27	35	46	0
1818	MR18,68,69,72	123	75	100	83	58	47	58	45	1
1823	MR23,53,73	71	36	51	61	25	17	31	30	1
1825	MR25,31,61	167	44	68	15	53	26	32	45	2
1826	MR26,36,45	73	48	25	14	23	8	52	15	0
1827	MR27	59	85	35	10	31	14	94	19	0
1829	MR29	72	26	29	15	27	19	14	11	2
1830	MR30	19	9	5	5	10	5	7	7	0
1833	MR33,54	19	14	17	5	23	7	4	16	0
1835	MR35,50	37	16	27	13	22	17	14	17	2
1843	MR43	33	8	16	3	17	8	1	6	0
1844	MR44	74	13	22	7	21	12	16	12	3
1848	MR48	85	16	22	11	20	12	11	13	0
1855	MR55	14	14	17	21	17	7	9	16	0
1857	MR57	27	11	11	13	11	3	21	12	2
1858	MR58	31	44	36	20	37	12	39	29	2
1863	MR63,66	32	12	9	7	18	9	6	9	0
1871	MR71 QUE1,5	36	27	37	14	25	11	22	18	1
1874	MR74	13	11	13	15	13	8	7	5	0
2155	NW55	3	3	5	4	4	1	2	3	0
2302	QUE2,14,22	34	30	33	14	43	24	23	40	2
2303	QUE3	6	3	2	0	2	1	2	6	0
2304	QUE4	16	14	20	13	24	6	12	27	2
2307	QUE7	19	29	19	25	29	11	20	26	0
2308	QUE8	7	8	9	8	12	7	11	8	0
2310	QUE10	16	25	16	8	15	8	13	8	1
2312	QUE12	10	11	6	1	10	1	7	11	0
2313	QUE13,52	0	0	6	1	3	1	4	3	1
2316	QUE16	15	10	8	7	11	8	9	8	0
2318	QUE18	40	44	31	15	31	16	22	36	0
2321	QUE21	1	1	0	0	1	1	0	1	0
2323	QUE23	18	24	14	17	19	9	14	33	0
2324	QUE24,41,47	24	28	24	21	39	18	22	21	1
2329	QUE29	56	44	36	16	35	19	29	39	0
2330	QUE30	7	5	4	5	6	2	0	2	0
2331	QUE31,53,54	27	21	20	11	24	12	21	18	1
2333	QUE33	13	29	20	6	12	5	8	9	0
2337	QUE37	26	27	18	11	27	13	8	13	1
2343	QUE43	35	46	21	12	15	12	19	18	0
2344	QUE44	24	66	21	14	21	13	24	34	0
2345	QUE45	14	3	10	18	6	2	7	8	0
2349	QUE49	1	1	2	0	2	1	0	5	0
2811	WH11,49	32	18	14	27	19	6	17	16	0
2815	WH15	16	12	12	8	9	14	9	13	0
2824	WH24	14	13	11	7	11	9	8	10	2
2833	WH33	12	2	7	3	5	4	6	5	0

=====

WE, THE BOARD OF ELECTION COMMISSIONERS OF ST. LOUIS COUNTY, MISSOURI, ACTING AS THE VERIFICATION BOARD PURSUANT TO 115.507,R.S.Mo 1978, HEREBY CERTIFY THE FOREGOING TO BE A TRUE AND CORRECT ABSTRACT OF VOTES CAST FOR THE CANDIDATES AND ISSUES AT THE GENERAL MUNICIPAL ELECTION HELD IN ST. LOUIS COUNTY, MISSOURI, ON APRIL 2, 2013. IN TESTIMONY WHEREOF, WE HAVE HEREUNTO SET OUR HAND AT OUR OFFICE IN MAPLEWOOD, ST. LOUIS COUNTY, MISSOURI, ON APRIL 16, 2013.

Richard H. Kellett
RICHARD H. KELLETT, CHAIRMAN

f. Pluemer
ANN PLUEMER, COMMISSIONER

RUN DATE:04/15/13 01:50 PM

	TOTAL	PERCENT		TOTAL	PERCENT
01 = REGISTERED VOTERS - TOTAL	29,449		03 = VOTER TURNOUT - TOTAL	4,132	14.03
02 = BALLOTS CAST - TOTAL	4,132				
	01	02	03		
0104 AP4,28 MID50	1570	337	21.46		
0112 AP12	501	56	11.18		
0117 AP17	1760	266	15.11		
0123 AP23	119	11	9.24		
0126 AP26 NW14	6	0	.00		
0129 AP29,35	361	16	4.43		
0131 AP31	839	241	28.72		
0132 AP32,37	971	85	8.75		
0133 AP33	270	93	34.44		
0141 AP41 MHT17	618	69	11.17		
0142 AP42	6	0	.00		
0144 AP44	411	126	30.66		
0146 AP46	55	26	47.27		
0147 AP47	57	1	1.75		
0317 CC17	853	68	7.97		
0318 CC18	0	0	.00		
0330 CC30	125	12	9.60		
0331 CC31	880	109	12.39		
0341 CC41	361	41	11.36		
0342 CC42,44,64	1927	213	11.05		
0353 CC53,54	1399	137	9.79		
0357 CC57 MID24	774	66	8.53		
1612 MHT12	37	0	.00		
1615 MHT15 NW53	1418	192	13.54		
1618 MHT18,57	2	0	.00		
1622 MHT22 NW57	891	106	11.90		
1735 MID35,60,67	960	116	12.08		
1742 MID42	521	216	41.46		
2101 NW1	1733	175	10.10		
2103 NW3,59	756	124	16.40		
2111 NW11	569	94	16.52		
2112 NW12,58	767	126	16.43		
2113 NW13	960	100	10.42		
2117 NW17	1	0	.00		
2119 NW19	360	28	7.78		
2120 NW20	578	95	16.44		
2121 NW21	9	6	66.67		
2126 NW26	87	13	14.94		
2131 NW31,60,62	532	76	14.29		
2132 NW32,42	900	115	12.78		
2133 NW33,35	1232	114	9.25		
2136 NW36	16	0	.00		
2137 NW37	518	103	19.88		
2138 NW38	3	2	66.67		
2143 NW43	107	17	15.89		
2147 NW47	0	0	.00		
2149 NW49,56	1234	161	13.05		
2150 NW50	105	3	2.86		
2151 NW51	838	101	12.05		
2154 NW54	452	76	16.81		

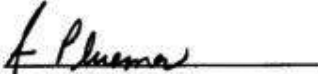
DIRECTOR PATTONVILLE R-3 SCHOOL DISTRICT						VOTES	PERCENT	VOTES	PERCENT	
(Vote for) 2										
01 = ANDREW OSTROWSKI						738	12.23			
02 = ROBERT W. DILLON						1,696	28.11	04 = ANDREA GLENN	1,687	27.96
03 = RUTH PETROV						1,881	31.18	05 = INVALID WRITE-IN	31	.51
	01	02	03	04	05					
0104 AP4,28 MID50	53	210	109	116	0					
0112 AP12	6	16	36	24	2					
0117 AP17	46	114	148	118	2					
0123 AP23	1	5	7	3	0					
0126 AP26 NW14	0	0	0	0	0					
0129 AP29,35	8	5	5	8	0					
0131 AP31	50	92	82	68	0					
0132 AP32,37	20	33	41	38	0					
0133 AP33	14	43	51	23	2					
0141 AP41 MHT17	13	23	48	24	2					
0142 AP42	0	0	0	0	0					
0144 AP44	29	43	38	41	2					
0146 AP46	3	12	8	9	0					
0147 AP47	0	0	0	1	0					
0317 CC17	15	20	30	31	2					
0318 CC18	0	0	0	0	0					
0330 CC30	1	3	2	6	0					
0331 CC31	19	45	51	53	1					
0341 CC41	6	14	18	19	0					
0342 CC42,44,64	34	68	97	109	0					
0353 CC53,54	21	51	59	59	2					
0357 CC57 MID24	17	23	30	25	0					
1612 MHT12	0	0	0	0	0					
1615 MHT15 NW53	38	70	75	85	2					
1618 MHT18,57	0	0	0	0	0					
1622 MHT22 NW57	21	48	47	50	1					
1735 MID35,60,67	23	43	45	41	5					
1742 MID42	27	95	91	89	0					
2101 NW1	21	56	90	68	1					
2103 NW3,59	25	49	57	53	0					
2111 NW11	17	47	59	33	0					
2112 NW12,58	17	56	52	63	2					
2113 NW13	15	41	40	57	0					
2117 NW17	0	0	0	0	0					

2119 NW19	3	10	20	13	0
2120 NW20	25	36	52	31	0
2121 NW21	1	2	3	3	0
2126 NW26	2	4	8	8	1
2131 NW31,60,62	9	29	41	26	0
2132 NW32,42	35	40	37	47	0
2133 NW33,35	14	51	62	56	0
2136 NW36	0	0	0	0	0
2137 NW37	17	35	53	48	0
2138 NW38	1	0	1	1	0
2143 NW43	3	8	10	9	0
2147 NW47	0	0	0	0	0
2149 NW49,56	36	61	80	61	2
2150 NW50	1	2	0	3	0
2151 NW51	17	58	51	49	2
2154 NW54	14	35	47	18	0

=====

WE, THE BOARD OF ELECTION COMMISSIONERS OF ST. LOUIS COUNTY, MISSOURI, ACTING AS THE VERIFICATION BOARD PURSUANT TO 115.507,R.S.Mo 1978, HEREBY CERTIFY THE FOREGOING TO BE A TRUE AND CORRECT ABSTRACT OF VOTES CAST FOR THE CANDIDATES AND ISSUES AT THE GENERAL MUNICIPAL ELECTION HELD IN ST. LOUIS COUNTY, MISSOURI, ON APRIL 2, 2013. IN TESTIMONY WHEREOF, WE HAVE HEREUNTO SET OUR HAND AT OUR OFFICE IN MAPLEWOOD, ST. LOUIS COUNTY, MISSOURI, ON APRIL 16, 2013.


 RICHARD H. KELLETT, CHAIRMAN


 ANN PLUEMER, COMMISSIONER

ROCKWOOD R-VI SCHOOL DIST
 RUN DATE:04/15/13 01:51 PM

GENERAL MUNICIPAL ELECTION
 ST. LOUIS COUNTY, MISSOURI
 TUESDAY, APRIL 2, 2013

OFFICIAL FINAL RESULTS

	01 = REGISTERED VOTERS - TOTAL	02 = BALLOTS CAST - TOTAL	TOTAL PERCENT	03 = VOTER TURNOUT - TOTAL	TOTAL PERCENT
			82,455		21.41
			17,650		
	01	02	03		
0203 BON3	499	195	39.08		
0210 BON10,25,30,46	1973	377	19.11		
0242 BON42	123	36	29.27		
0243 BON43	967	383	39.61		
0401 CHE1	613	129	21.04		
0402 CHE2	333	59	17.72		
0403 CHE3	466	79	16.95		
0404 CHE4	746	137	18.36		
0405 CHE5,6,17	1315	288	21.90		
0407 CHE7,56,57	903	213	23.59		
0408 CHE8,33	1642	415	25.27		
0409 CHE9	720	123	17.08		
0410 CHE10	751	224	29.83		
0411 CHE11	230	51	22.17		
0413 CHE13	1928	398	20.64		
0414 CHE14,36	215	48	22.33		
0415 CHE15,16	1826	441	24.15		
0418 CHE18	842	278	33.02		
0420 CHE20,29	591	168	28.43		
0421 CHE21 WH23,26	1837	413	22.48		
0423 CHE23	14	1	7.14		
0424 CHE24	354	59	16.67		
0425 CHE25	673	151	22.44		
0426 CHE26	244	29	11.89		
0427 CHE27	463	100	21.60		
0428 CHE28	1303	278	21.34		
0430 CHE30	693	118	17.03		
0434 CHE34,53,55,61	1521	362	23.80		
0435 CHE35,47	118	27	22.88		
0437 CHE37	900	204	22.67		
0438 CHE38,39 WH3	414	79	19.08		
0440 CHE40	396	86	21.72		
0441 CHE41	738	124	16.80		
0443 CHE43,50 MER2,5	998	199	19.94		
0446 CHE46,51,54 MER4	479	95	19.83		
0449 CHE49	30	12	40.00		
0459 CHE59	69	7	10.14		
0460 CHE60	287	50	17.42		
1207 LAF7	3	0	.00		
1209 LAF9,10,45	1446	269	18.60		
1213 LAF13	287	19	6.62		
1219 LAF19,22	638	47	7.37		
1221 LAF21	284	65	22.89		
1223 LAF23	437	92	21.05		
1224 LAF24,40	561	108	19.25		
1237 LAF37	200	43	21.50		
1238 LAF38	1042	147	14.11		
1239 LAF39,44,49,54	1717	352	20.50		
1241 LAF41	1170	321	27.44		
1242 LAF42	469	120	25.59		
1243 LAF43	225	64	28.44		
1248 LAF48	236	35	14.83		
1501 MER1,13,15	112	14	12.50		
1503 MER3,26	845	195	23.08		
1506 MER6,49	244	49	20.08		
1508 MER8,28	656	113	17.23		
1510 MER10,51	424	75	17.69		
1511 MER11,41	545	87	15.96		
1512 MER12,33	1236	268	21.68		
1517 MER17	1653	380	22.99		
1518 MER18	1094	206	18.83		
1519 MER19,55,56	2153	533	24.76		
1520 MER20,46	277	74	26.71		
1521 MER21,39,40 WH42,47	102	16	15.69		
1522 MER22	969	292	30.13		
1523 MER23	1960	401	20.46		
1524 MER24,50	1932	409	21.17		
1525 MER25,31,32,52,53	1858	404	21.74		
1527 MER27	432	60	13.89		
1530 MER30	520	138	26.54		
1534 MER34 WH45	1719	283	16.46		
1536 MER36	763	133	17.43		
1537 MER37,38	1725	377	21.86		
1542 MER42	1438	248	17.25		
1543 MER43 QUE9	932	180	19.31		
1544 MER44	6	1	16.67		
1545 MER45	600	67	11.17		
1548 MER48	1	0	.00		
1554 MER54	574	101	17.60		
2306 QUE6	856	201	23.48		
2315 QUE15	0	0	.00		
2320 QUE20	26	0	.00		
2801 WH1,32,38	669	135	20.18		
2802 WH2	184	46	25.00		
2804 WH4,10,12	554	101	18.23		
2805 WH5	50	18	36.00		
2806 WH6	403	56	13.90		
2807 WH7,14,54	654	133	20.34		
2808 WH8	1440	272	18.89		
2809 WH9	2114	447	21.14		
2813 WH13	886	181	20.43		
2816 WH16,36	659	196	29.74		
2817 WH17,25,56	1261	310	24.58		
2818 WH18	277	28	10.11		
2819 WH19	637	81	12.72		
2820 WH20,22,52	1525	273	17.90		

2821	WH21,53	1220	.175	14.34
2827	WH27,28	1163	.349	30.01
2829	WH29	247	.29	11.74
2830	WH30	193	.54	27.98
2831	WH31	1028	.334	32.49
2834	WH34	1660	.347	20.90
2835	WH35	562	.191	33.99
2837	WH37	253	.86	33.99
2839	WH39	205	.62	30.24
2840	WH40,41	878	.185	21.07
2843	WH43	439	.53	12.07
2844	WH44	63	.5	7.94
2846	WH46,50,51	649	.79	12.17
2848	WH48	0	.1	. . .
2855	WH55	1	.0	.00

DIRECTOR ROCKWOOD R-VI SCHOOL DISTRICT		VOTES	PERCENT	VOTES	PERCENT
(Vote for) 2					
01 = JANET STRATE		4,250	15.97		
02 = STEPHEN (STEVE) BANTON		4,708	17.70	7,815	29.37
03 = LORALEE MONDL		9,668	36.34	164	.62
04 = JEFFREY R. MORRELL					
05 = INVALID WRITE-IN					

	01	02	03	04	05
0203 BON3	32	41	138	56	3
0210 BON10,25,30,46	69	78	259	151	5
0242 BON42	12	3	22	11	0
0243 BON43	73	87	280	129	1
0401 CHE1	36	32	60	62	4
0402 CHE2	25	15	10	28	1
0403 CHE3	15	12	48	48	0
0404 CHE4	36	36	68	63	1
0405 CHE5,6,17	69	64	158	147	0
0407 CHE7,56,57	52	64	96	111	0
0408 CHE8,33	104	131	186	183	5
0409 CHE9	26	26	52	61	2
0410 CHE10	64	52	98	100	1
0411 CHE11	10	14	17	18	2
0413 CHE13	90	105	201	220	12
0414 CHE14,36	17	17	17	15	0
0415 CHE15,16	164	99	188	191	1
0418 CHE18	146	62	86	111	0
0420 CHE20,29	45	45	70	80	1
0421 CHE21 WH23,26	80	102	241	226	4
0423 CHE23	1	1	0	0	0
0424 CHE24	11	14	27	28	5
0425 CHE25	42	45	71	68	1
0426 CHE26	4	8	18	17	0
0427 CHE27	16	24	53	67	1
0428 CHE28	91	55	112	169	0
0430 CHE30	42	29	36	58	0
0434 CHE34,53,55,61	69	98	211	195	3
0435 CHE35,47	11	7	15	14	0
0437 CHE37	64	52	87	99	2
0438 CHE38,39 WH3	20	23	35	39	3
0440 CHE40	20	20	55	44	0
0441 CHE41	35	37	46	46	0
0443 CHE43,50 MER2,5	33	50	97	99	6
0446 CHE46,51,54 MER4	16	23	54	38	1
0449 CHE49	0	0	10	10	0
0459 CHE59	1	6	2	2	0
0460 CHE60	16	16	30	21	0
1207 LAF7	0	0	0	0	0
1209 LAF9,10,45	80	99	118	96	6
1213 LAF13	7	6	12	6	0
1219 LAF19,22	20	18	16	14	0
1221 LAF21	11	24	30	36	0
1223 LAF23	30	23	43	40	0
1224 LAF24,40	33	28	61	52	0
1237 LAF37	13	11	20	21	0
1238 LAF38	38	46	68	63	2
1239 LAF39,44,49,54	97	99	165	157	6
1241 LAF41	83	80	161	154	1
1242 LAF42	36	29	63	64	0
1243 LAF43	12	17	34	23	0
1248 LAF48	7	12	18	17	0
1501 MER1,13,15	1	3	10	5	0
1503 MER3,26	49	57	106	87	0
1506 MER6,49	18	18	22	20	0
1508 MER8,28	21	42	62	46	0
1510 MER10,51	21	24	33	29	2
1511 MER11,41	18	21	36	39	0
1512 MER12,33	65	67	148	137	5
1517 MER17	110	111	201	147	5
1518 MER18	37	66	119	89	2
1519 MER19,55,56	131	131	328	190	7
1520 MER20,46	17	33	36	27	2
1521 MER21,39,40 WH42,47	2	6	11	6	0
1522 MER22	73	96	174	112	1
1523 MER23	67	68	306	182	3
1524 MER24,50	79	89	298	166	3
1525 MER25,31,32,52,53	75	90	279	159	0
1527 MER27	10	19	28	36	0
1530 MER30	25	41	82	59	0
1534 MER34 WH45	69	70	180	120	3
1536 MER36	41	39	74	55	4
1537 MER37,38	40	76	275	173	1
1542 MER42	48	61	179	100	0
1543 MER43 QUE9	34	43	118	62	2
1544 MER44	1	0	1	0	0
1545 MER45	13	14	41	40	0
1548 MER48	0	0	0	0	0
1554 MER54	23	30	48	39	1

2306	QUE6	27	42	169	68	2
2315	QUE15	0	0	0	0	0
2320	QUE20	0	0	0	0	0
2801	WH1,32,38	42	60	58	43	1
2802	WH2	7	8	23	24	0
2804	WH4,10,12	32	37	50	39	1
2805	WH5	2	1	15	15	0
2806	WH6	15	12	37	23	2
2807	WH7,14,54	34	26	90	63	0
2808	WH8	68	85	158	114	1
2809	WH9	77	105	274	250	1
2813	WH13	43	43	120	65	2
2816	WH16,36	54	66	110	80	0
2817	WH17,25,56	83	106	126	117	5
2818	WH18	11	12	8	15	0
2819	WH19	22	25	34	40	0
2820	WH20,22,52	74	63	168	137	0
2821	WH21,53	35	48	111	76	2
2827	WH27,28	89	109	153	133	12
2829	WH29	5	6	17	18	1
2830	WH30	23	10	22	20	0
2831	WH31	77	118	148	150	5
2834	WH34	66	95	199	145	2
2835	WH35	49	64	89	74	1
2837	WH37	15	24	53	45	1
2839	WH39	12	33	22	26	1
2840	WH40,41	42	54	100	90	2
2843	WH43	15	18	28	24	0
2844	WH44	0	2	3	2	0
2846	WH46,50,51	18	36	25	26	1
2848	WH48	1	0	0	0	0
2855	WH55	0	0	0	0	0

=====

		VOTES	PERCENT
ROCKWOOD R-VI SCHOOL DISTRICT-PROPOSITION S			
BONDS-CAPITAL IMPROV (57.15% NEEDED)			
(Vote for) 1			
01 = YES		8,214	47.02
02 = NO		9,256	52.98

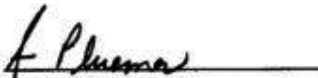
		01	02
0203	BON3	93	95
0210	BON10,25,30,46	198	174
0242	BON42	19	17
0243	BON43	193	182
0401	CHE1	58	71
0402	CHE2	29	29
0403	CHE3	24	55
0404	CHE4	43	94
0405	CHE5,6,17	139	149
0407	CHE7,56,57	53	158
0408	CHE8,33	158	251
0409	CHE9	42	81
0410	CHE10	77	145
0411	CHE11	18	33
0413	CHE13	163	229
0414	CHE14,36	15	33
0415	CHE15,16	222	214
0418	CHE18	159	114
0420	CHE20,29	61	107
0421	CHE21 WH23,26	209	203
0423	CHE23	1	0
0424	CHE24	20	39
0425	CHE25	73	76
0426	CHE26	9	20
0427	CHE27	36	64
0428	CHE28	132	143
0430	CHE30	55	61
0434	CHE34,53,55,61	120	240
0435	CHE35,47	11	16
0437	CHE37	96	101
0438	CHE38,39 WH3	18	61
0440	CHE40	41	45
0441	CHE41	53	70
0443	CHE43,50 MER2,5	52	146
0446	CHE46,51,54 MER4	33	60
0449	CHE49	4	8
0459	CHE59	5	2
0460	CHE60	30	19
1207	LAF7	0	0
1209	LAF9,10,45	102	165
1213	LAF13	8	11
1219	LAF19,22	29	18
1221	LAF21	27	37
1223	LAF23	46	46
1224	LAF24,40	37	71
1237	LAF37	24	19
1238	LAF38	52	95
1239	LAF39,44,49,54	144	202
1241	LAF41	119	201
1242	LAF42	70	50
1243	LAF43	19	44
1248	LAF48	10	25
1501	MER1,13,15	5	7
1503	MER3,26	70	121
1506	MER6,49	10	38
1508	MER8,28	45	68
1510	MER10,51	48	26
1511	MER11,41	27	60
1512	MER12,33	120	147
1517	MER17	227	151
1518	MER18	88	115
1519	MER19,55,56	357	172

1520	MER20,46	29	43
1521	MER21,39,40 WH42,47	11	5
1522	MER22	163	128
1523	MER23	219	176
1524	MER24,50	219	188
1525	MER25,31,32,52,53	194	201
1527	MER27	30	30
1530	MER30	86	51
1534	MER34 WH45	150	132
1536	MER36	72	59
1537	MER37,38	186	187
1542	MER42	114	131
1543	MER43 QUE9	83	94
1544	MER44	1	0
1545	MER45	18	48
1548	MER48	0	0
1554	MER54	50	50
2306	QUE6	139	59
2315	QUE15	0	0
2320	QUE20	0	0
2801	WH1,32,38	61	72
2802	WH2	13	33
2804	WH4,10,12	41	60
2805	WH5	6	12
2806	WH6	26	29
2807	WH7,14,54	76	57
2808	WH8	154	118
2809	WH9	261	185
2813	WH13	102	79
2816	WH16,36	97	90
2817	WH17,25,56	123	176
2818	WH18	17	11
2819	WH19	40	41
2820	WH20,22,52	134	138
2821	WH21,53	88	86
2827	WH27,28	150	194
2829	WH29	10	19
2830	WH30	35	17
2831	WH31	123	206
2834	WH34	155	189
2835	WH35	85	106
2837	WH37	38	48
2839	WH39	19	41
2840	WH40,41	78	107
2843	WH43	25	28
2844	WH44	1	4
2846	WH46,50,51	46	33
2848	WH48	0	1
2855	WH55	0	0

=====

WE, THE BOARD OF ELECTION COMMISSIONERS OF ST. LOUIS COUNTY, MISSOURI, ACTING AS THE VERIFICATION BOARD PURSUANT TO 115.507,R.S.Mo 1978, HEREBY CERTIFY THE FOREGOING TO BE A TRUE AND CORRECT ABSTRACT OF VOTES CAST FOR THE CANDIDATES AND ISSUES AT THE GENERAL MUNICIPAL ELECTION HELD IN ST. LOUIS COUNTY, MISSOURI, ON APRIL 2, 2013. IN TESTIMONY WHEREOF, WE HAVE HEREUNTO SET OUR HAND AT OUR OFFICE IN MAPLEWOOD, ST. LOUIS COUNTY, MISSOURI, ON APRIL 16, 2013.


 RICHARD H. KELLETT, CHAIRMAN


 ANN PLUEMER, COMMISSIONER

RUN DATE:04/15/13 01:51 PM

	TOTAL	PERCENT		TOTAL	PERCENT
01 = REGISTERED VOTERS - TOTAL	28,664		03 = VOTER TURNOUT - TOTAL	4,490	15.66
02 = BALLOTS CAST - TOTAL	4,490				
	01	02	03		
0501 CLA1	1204	306	25.42		
0505 CLA5,56 UNV32,41	1972	310	15.72		
1008 HAD8 UNV4,22	2224	273	12.28		
1009 HAD9,10,11	2716	532	19.59		
1012 HAD12,13,17	1797	319	17.75		
1036 HAD36,38,42 UNV20	1792	288	16.07		
1731 MID31	1	0	.00		
1738 MID38	40	11	27.50		
1755 MID55	298	45	15.10		
2714 UNV14	1537	121	7.87		
2715 UNV15,16	1630	139	8.53		
2718 UNV18	14	1	7.14		
2719 UNV19	1315	166	12.62		
2723 UNV23,30,31	2167	430	19.84		
2724 UNV24,29	1986	449	22.61		
2725 UNV25,26	1516	184	12.14		
2727 UNV27	1644	190	11.56		
2728 UNV28,34,45	1276	188	14.73		
2733 UNV33,39,40,43,44	1616	369	22.83		
2735 UNV35,36,38,42,50	1919	169	8.81		

	VOTES	PERCENT		VOTES	PERCENT
DIRECTOR SCHOOL DISTRICT OF UNIVERSITY CITY			04 = ED PROPST	1,065	15.01
(Vote for) 2			05 = INVALID WRITE-IN	30	.42
01 = MARIA N. CHAPPELLE-NADAL	2,317	32.66			
02 = TOM PETERS	2,440	34.39			
03 = EDWARD J. McCARTHY	1,243	17.52			
	01	02	03	04	05
0501 CLA1	106	212	78	98	2
0505 CLA5,56 UNV32,41	172	121	92	60	1
1008 HAD8 UNV4,22	155	161	53	70	5
1009 HAD9,10,11	188	376	113	174	2
1012 HAD12,13,17	69	211	113	92	6
1036 HAD36,38,42 UNV20	127	183	72	98	1
1731 MID31	0	0	0	0	0
1738 MID38	8	1	1	1	0
1755 MID55	29	8	12	5	0
2714 UNV14	75	47	32	23	0
2715 UNV15,16	102	56	22	18	1
2718 UNV18	1	1	0	0	0
2719 UNV19	102	79	39	36	0
2723 UNV23,30,31	200	238	152	110	3
2724 UNV24,29	265	241	170	93	2
2725 UNV25,26	117	89	25	44	3
2727 UNV27	127	94	34	18	0
2728 UNV28,34,45	132	80	55	25	0
2733 UNV33,39,40,43,44	239	168	142	75	3
2735 UNV35,36,38,42,50	103	74	38	25	1

	VOTES	PERCENT
SCHOOL DISTRICT OF UNIVERSITY CITY-PROPOSITION U		
BONDS-CAPITAL IMPROV (57.15% NEEDED)		
(Vote for) 1		
01 = YES	3,083	69.93
02 = NO	1,326	30.07
	01	02
0501 CLA1	235	66
0505 CLA5,56 UNV32,41	205	93
1008 HAD8 UNV4,22	228	40
1009 HAD9,10,11	398	127
1012 HAD12,13,17	166	150
1036 HAD36,38,42 UNV20	212	74
1731 MID31	0	0
1738 MID38	7	4
1755 MID55	27	13
2714 UNV14	77	42
2715 UNV15,16	103	30
2718 UNV18	1	0
2719 UNV19	122	38
2723 UNV23,30,31	268	162
2724 UNV24,29	292	154
2725 UNV25,26	129	52
2727 UNV27	145	39
2728 UNV28,34,45	124	60
2733 UNV33,39,40,43,44	223	140
2735 UNV35,36,38,42,50	121	42

WE, THE BOARD OF ELECTION COMMISSIONERS OF ST. LOUIS COUNTY, MISSOURI, ACTING AS THE VERIFICATION BOARD PURSUANT TO 115.507,R.S.Mo 1978, HEREBY CERTIFY THE FOREGOING TO BE A TRUE AND CORRECT ABSTRACT OF VOTES CAST FOR THE CANDIDATES AND ISSUES AT THE GENERAL MUNICIPAL ELECTION HELD IN ST. LOUIS COUNTY, MISSOURI, ON APRIL 2, 2013. IN TESTIMONY WHEREOF, WE HAVE HERUNTO SET OUR HAND AT OUR OFFICE IN MAPLEWOOD, ST. LOUIS COUNTY, MISSOURI, ON APRIL 16, 2013.

Richard H. Kellett
RICHARD H. KELLETT, CHAIRMAN

f. Pluemer
ANN PLUEMER, COMMISSIONER

RUN DATE:04/15/13 01:51 PM

01 = REGISTERED VOTERS - TOTAL
02 = BALLOTS CAST - TOTAL

TOTAL PERCENT
5,400
1,319

03 = VOTER TURNOUT - TOTAL

TOTAL PERCENT
24.43

	01	02	03
2311 QUE11,48	451	81	17.96
2317 QUE17,40	872	208	23.85
2325 QUE25,38,51	799	229	28.66
2328 QUE28,34	215	73	33.95
2332 QUE32	285	98	34.39
2335 QUE35,50	727	264	36.31
2336 QUE36	146	31	21.23
2339 QUE39	1154	136	11.79
2342 QUE42	577	182	31.54
2346 QUE46	174	17	9.77

VALLEY PARK SCHOOL DISTRICT-PROPOSITION C
BONDS-CAPITAL IMPROV (57.15% NEEDED)

VOTES PERCENT

(Vote for) 1
01 = YES 569 43.40
02 = NO 742 56.60

	01	02
2311 QUE11,48	30	51
2317 QUE17,40	84	121
2325 QUE25,38,51	98	131
2328 QUE28,34	27	46
2332 QUE32	58	38
2335 QUE35,50	110	153
2336 QUE36	16	15
2339 QUE39	68	67
2342 QUE42	71	110
2346 QUE46	7	10

VALLEY PARK SCHOOL DISTRICT-PROPOSITION S
OPERATING TAX LEVY

VOTES PERCENT

(Vote for) 1
01 = YES 480 36.87
02 = NO 822 63.13

	01	02
2311 QUE11,48	24	56
2317 QUE17,40	74	127
2325 QUE25,38,51	82	147
2328 QUE28,34	22	51
2332 QUE32	44	50
2335 QUE35,50	97	166
2336 QUE36	11	20
2339 QUE39	57	78
2342 QUE42	63	117
2346 QUE46	6	10

WE, THE BOARD OF ELECTION COMMISSIONERS OF ST. LOUIS COUNTY, MISSOURI, ACTING AS THE VERIFICATION BOARD PURSUANT TO 115.507,R.S.Mo 1978, HEREBY CERTIFY THE FOREGOING TO BE A TRUE AND CORRECT ABSTRACT OF VOTES CAST FOR THE CANDIDATES AND ISSUES AT THE GENERAL MUNICIPAL ELECTION HELD IN ST. LOUIS COUNTY, MISSOURI, ON APRIL 2, 2013. IN TESTIMONY WHEREOF, WE HAVE HEREUNTO SET OUR HAND AT OUR OFFICE IN MAPLEWOOD, ST. LOUIS COUNTY, MISSOURI, ON APRIL 16, 2013.

Richard H. Kellett
RICHARD H. KELLETT, CHAIRMAN

Ann Pluemer
ANN PLUEMER, COMMISSIONER

WEBSTER GROVES SCHOOL DISTRICT

GENERAL MUNICIPAL ELECTION
ST. LOUIS COUNTY, MISSOURI
TUESDAY, APRIL 2, 2013

OFFICIAL FINAL RESULTS

RUN DATE:04/15/13 01:52 PM

	TOTAL	PERCENT	03 = VOTER TURNOUT - TOTAL	TOTAL	PERCENT
01 = REGISTERED VOTERS - TOTAL	24,862				
02 = BALLOTS CAST - TOTAL	3,794				15.26
	01	02	03		
0521 CLA21,52	968	64	6.61		
0522 CLA22	972	111	11.42		
0523 CLA23,33	1354	136	10.04		
0545 CLA45	480	95	19.79		
0550 CLA50	707	76	10.75		
0554 CLA54	547	50	9.14		
0560 CLA60	392	116	29.59		
0565 CLA65	10	3	30.00		
1006 HAD6	356	70	19.66		
1007 HAD7,41	535	105	19.63		
1039 HAD39	398	44	11.06		
1040 HAD40	476	107	22.48		
1101 JEF1	384	90	23.44		
1102 JEF2,40	244	34	13.93		
1108 JEF8	618	197	31.88		
1110 JEF10,46	1353	230	17.00		
1113 JEF13,20,49	1277	184	14.41		
1114 JEF14,19,48	2081	346	16.63		
1116 JEF16	664	89	13.40		
1117 JEF17,23,47	1294	161	12.44		
1118 JEF18,24	1661	331	19.93		
1122 JEF22,25,26	1035	175	16.91		
1127 JEF27,28	1444	192	13.30		
1130 JEF30,42	1919	231	12.04		
1131 JEF31,44,45	2196	342	15.57		
1135 JEF35	77	10	12.99		
1136 JEF36	294	53	18.03		
1143 JEF43	1126	152	13.50		

DIRECTOR WEBSTER GROVES SCHOOL DISTRICT			VOTES	PERCENT	VOTES		PERCENT
(Vote for) 2							
01 = JOEL T. OLIVER			2,297	46.24			
02 = STEVEN S. LOHER			2,621	52.76	03 = INVALID WRITE-IN	50	1.01
	01	02	03				
0521 CLA21,52	39	41	3				
0522 CLA22	64	68	4				
0523 CLA23,33	68	77	1				
0545 CLA45	46	58	2				
0550 CLA50	46	51	0				
0554 CLA54	34	26	0				
0560 CLA60	55	71	3				
0565 CLA65	2	3	0				
1006 HAD6	31	48	1				
1007 HAD7,41	54	68	0				
1039 HAD39	24	33	2				
1040 HAD40	59	71	1				
1101 JEF1	43	44	1				
1102 JEF2,40	22	25	0				
1108 JEF8	122	153	0				
1110 JEF10,46	150	162	6				
1113 JEF13,20,49	112	121	1				
1114 JEF14,19,48	219	246	7				
1116 JEF16	51	70	0				
1117 JEF17,23,47	102	111	6				
1118 JEF18,24	225	256	2				
1122 JEF22,25,26	105	120	1				
1127 JEF27,28	132	140	4				
1130 JEF30,42	138	154	0				
1131 JEF31,44,45	226	255	4				
1135 JEF35	6	5	0				
1136 JEF36	31	37	0				
1143 JEF43	91	107	1				

WE, THE BOARD OF ELECTION COMMISSIONERS OF ST. LOUIS COUNTY, MISSOURI, ACTING AS THE VERIFICATION BOARD PURSUANT TO 115.507, R.S.MO 1978, HEREBY CERTIFY THE FOREGOING TO BE A TRUE AND CORRECT ABSTRACT OF VOTES CAST FOR THE CANDIDATES AND ISSUES AT THE GENERAL MUNICIPAL ELECTION HELD IN ST. LOUIS COUNTY, MISSOURI, ON APRIL 2, 2013. IN TESTIMONY WHEREOF, WE HAVE HEREUNTO SET OUR HAND AT OUR OFFICE IN MAPLEWOOD, ST. LOUIS COUNTY, MISSOURI, ON APRIL 16, 2013.

Richard H. Kellett
RICHARD H. KELLETT, CHAIRMAN

Ann Pluemmer
ANN PLUEMER, COMMISSIONER